

## Crypto Leaderboard

Rank	Name	Ticker	Price	24h	7d	30d	24h Vol \$m	MC \$m	1-Year Chart
1	Bitcoin	BTC	\$26,521	1%	3%	-9%	12,645	516,774	
2	Ethereum	ETH	\$1,626	2%	0%	-11%	8,061	195,618	
3	Tether	USDT	\$1.00	0%	0%	0%	18,997	83,067	
4	BNB	BNB	\$213	1%	0%	-10%	357	32,747	
5	USD Coin	USDC	\$1.00	0%	0%	0%	4,865	26,177	
6	XRP	XRP	\$0.48	1%	-3%	-20%	630	25,709	
7	Lido stETH	STETH	\$1,625	2%	0%	-11%	4	14,028	
8	Cardano	ADA	\$0.25	1%	-1%	-11%	94	8,748	
9	Dogecoin	DOGE	\$0.06	1%	-2%	-13%	208	8,708	
10	Solana	SOL	\$19.	5%	-2%	-21%	441	7,794	

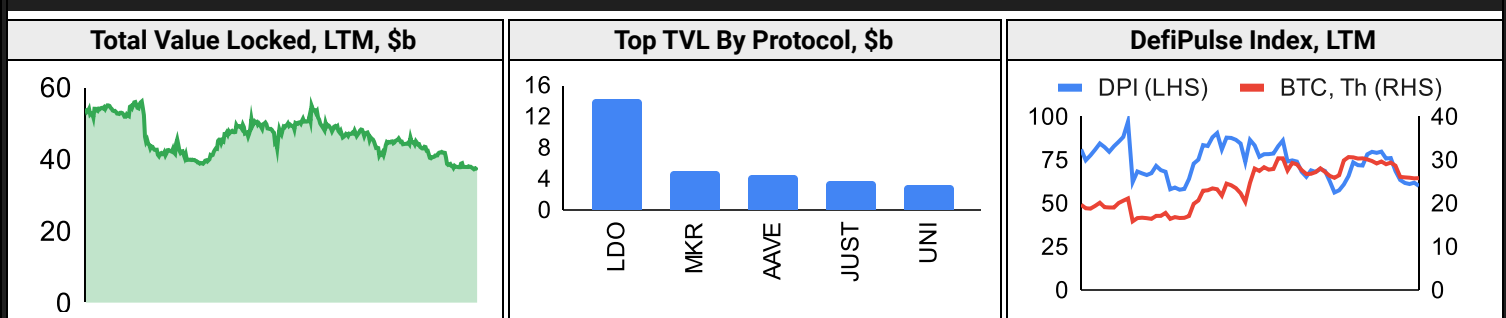
## Top & Bottom Performers - Top 100 Tokens

24h		7 Days		30 Days		90 Days		365 Days	
AXS	19%	KAS	25%	KAS	16%	RLB	556%	RLB	6981%
MANA	7%	AXS	11%	TRX	8%	KAS	135%	KAS	1111%
RUNE	6%	RNDR	9%	RUNE	6%	RUNE	94%	INJ	318%
HBAR	6%	KCS	6%	MIOTA	3%	BCH	87%	OKB	172%
XLM	-1%	ARB	-10%	UNI	-28%	SUI	-38%	NEAR	-75%
TON	-3%	KLAY	-11%	ARB	-29%	KCS	-43%	APE	-77%
XRD	-3%	ICP	-12%	GALA	-33%	APE	-44%	FLOW	-77%
KLAY	-5%	APE	-12%	APE	-36%	RPL	-46%	LUNC	-81%

## Category Performance

Category	7d	30d	90d	180d	365d	Ecosystem	7d	30d	90d	180d	365d
CEXs	0%	-8%	-6%	-27%	-17%	Tron	3%	-1%	8%	-4%	1%
IoT/Data/Comp.	1%	-9%	-2%	-34%	-45%	Cosmos	-5%	-11%	3%	-10%	24%
Lending	1%	-10%	18%	-14%	-40%	Polkadot	-4%	-14%	-8%	-41%	-38%
Other DeFi	-4%	-11%	-4%	-28%	-2%	BSC	-7%	-14%	-13%	-32%	-20%
Currency	-1%	-12%	16%	1%	1%	Polygon	-3%	-15%	-11%	-38%	-28%
Smart Contract	-3%	-13%	-5%	-35%	-43%	Ethereum	-4%	-16%	0%	-30%	-23%
Privacy	-1%	-15%	-4%	-40%	-48%	Solana	-5%	-20%	2%	-20%	-36%
DEX	-4%	-16%	-1%	-38%	-37%	Avalanche	-3%	-20%	5%	-27%	-33%
Scaling	-3%	-17%	-17%	-54%	-42%						
Meme	-6%	-17%	-14%	-45%	-6%						
Gaming/Entertai	-5%	-20%	-11%	-49%	-62%						

## DeFi



## Trading Volume

Aggregate Volumes by Product, \$b					Top Derivatives Exchanges, \$m and bps					Top Spot Exchanges, \$m		
Product	1d	7d	30d	O/I	Exchange	1d Vol	O/I	Mkr	Tkr	Exchange	Score	1d Vol
Spot	14	92	389	n/a	Binance	25,724	7,531	2.0	4.0	Binance	9.9	4,377
Perpetuals	82	705	3,040	111	Bybit	7,510	4,474	2.0	5.5	Coinbase	8.6	779
Futures	0	3	8	1	OKX	10,290	3,167	2.0	5.0	Kraken	8.4	502
Options	1	5	26	n/a	KuCoin	897	1,073	2.0	6.0	KuCoin	7.4	231

Daily Spot Volume, Top 100 Tokens Last 20d, \$b				Top Volume, 1d, \$m		Top Volume, %20d Avg		Low Volume, %20d Avg	
				USDT	20,159	KLAY	234%	RETH	30%
				BTC	13,025	HBAR	231%	STETH	30%
				ETH	5,136	KAS	208%	TUSD	35%
				USDC	3,153	USDP	184%	DYDX	40%
				XRP	753	VET	167%	CBETH	41%

## Traditional Finance

Global Equity Markets							SPX vs. BTC, LTM	
	US	USGrwth	UK	Germany	Japan	HK		
1D	0%	0%	0%	0%	0%	0%		
7D	0%	1%	1%	0%	0%	0%		
90D	1%	2%	-3%	-6%	-1%	-11%		
365D	13%	26%	11%	23%	20%	-11%		

10-Year Treasury Yields							Commodities & FX					
	US	Brazil	UK	Germany	Japan	HK	Last	WTI	Gas	Gold	USD/EUR	USD/JPY
Last	4.23%	11.21%	4.30%	2.57%	0.70%	3.98%	Last	89.6	2.75	1,926	0.94	147.2
1d Chg	-0.02	0.01	-0.04	-0.08	-0.01	-0.06	1d % Chg	1.2%	2.5%	-0.3%	0.4%	-0.2%

## Volatility

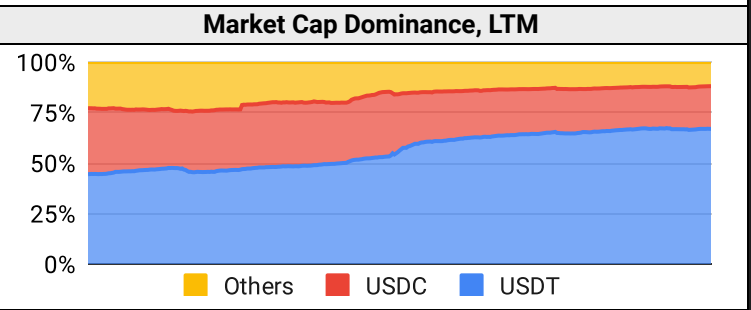
Annualized Volatility							Rolling 3M Annualized Volatility, LTM			
	BTC	ETH	BNB	XRP	ADA	DOGE				
30D	43%	40%	35%	60%	41%	46%				
90D	35%	36%	35%	157%	67%	53%				
180D	38%	41%	40%	124%	64%	64%				
365D	47%	58%	52%	103%	67%	90%				

## Correlations

Intra-Crypto Correlations, LTM							Rolling 3M Correlations, LTM				
	BTC	ETH	BNB	XRP	ADA	DOGE					
BTC											
ETH	0.88										
BNB	0.75	0.75									
XRP	0.49	0.55	0.46								
ADA	0.74	0.79	0.71	0.70							
DOGE	0.58	0.66	0.56	0.39	0.60						

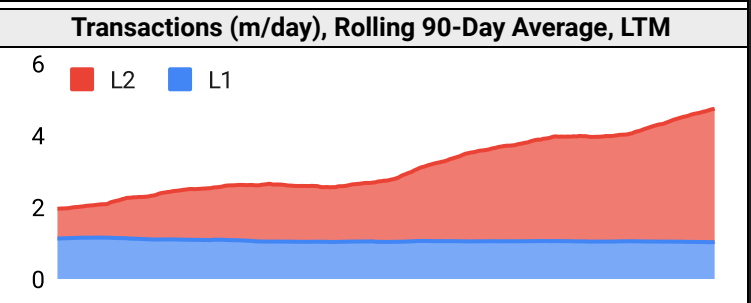
## Stablecoins

Stablecoin Market Size and Volume, \$m				
Ticker	Price	1d Vol	20d Avg Vol	Market Cap
USDT	1.00	20,159	19,831	83,033
USDC	1.00	3,153	2,785	26,209
DAI	1.00	124	81	5,348
TUSD	1.00	442	1,259	3,158
BUSD	1.00	717	856	2,509
USDD	1.00	23	21	724



## Ethereum Mainnet & Layer 2s

Mainnet & Layer 2 Transactions (m/day) and L2 TVL (\$m)				
Network	1d	30d Avg	TVL	Tech Type
Ethereum	1.6	1.0	-	Mainnet
zkSync Era	0.8	1.0	416	ZKR
Arbitrum One	0.5	0.6	5,180	ORU
Base	1.4	0.6	389	ORU
Starknet	0.6	0.5	148	ZKR
OP Mainnet	0.3	0.4	2,370	ORU
Immutable X	0.2	0.2	86	App-specific Validium
dYdX	0.2	0.2	340	App-specific ZKR
Mantle	0.2	0.2	87	Optimium
Linea	0.1	0.1	49	ZKR



Layer 2 Token Performance & Market Cap (\$m)					
	MATIC	MNT	OP	ARB	IMX
30d Return	-23%	-11%	-11%	-30%	-28%
Market Cap	4,840	1,320	1,080	1,020	579

## NFTs and DAOs

NFT Collection Stats (in ETH)					
Collection	Floor	Listings	3M Ret.	3M Vol	Market Cap
CryptoPunks	46.5	1,083	-7%	35,995	464,900
Bored Ape	24.0	475	-46%	208,945	239,876
Autoglyphs	199.0	6	0%	712	101,888
Squiggle	10.0	220	-3%	3,361	99,940
Mutant Ape	4.7	702	-46%	109,425	91,454
Fidenza	62.0	42	-25%	1,153	61,938
The Sandbox	0.3	357	-24%	411	43,382
Decentraland	0.4	136	-12%	112	38,642
Azuki	3.7	447	-77%	133,639	36,990
Pudgy Penguins	4.0	444	-2%	19,648	35,196

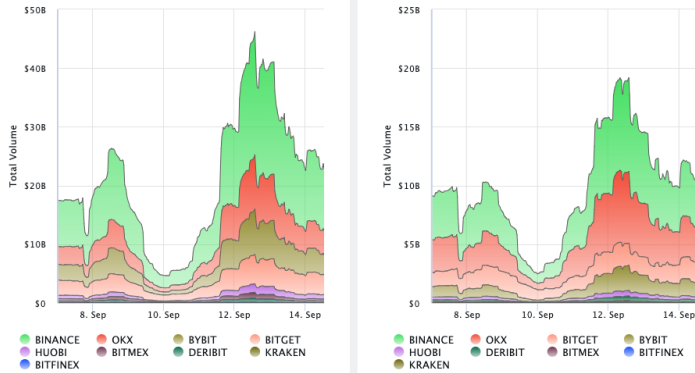
DAO Treasury Amount (\$m) and Composition					
DAO	Treasury	Stables	BTC/ETH	Own Tokens	Other
Mantle	3,185	9%	14%	39%	38%
Arbitrum	2,821	0%	0%	100%	0%
Uniswap	1,796	0%	0%	100%	0%
Optimism	1,502	0%	0%	100%	0%
ENS	562	3%	5%	91%	0%
Ethereum	514	0%	100%	0%	0%
Golem	281	0%	96%	4%	0%
Volta Club	240	72%	0%	9%	19%
Lido	229	3%	26%	71%	0%
Stargate	208	19%	0%	79%	1%

## Crypto News

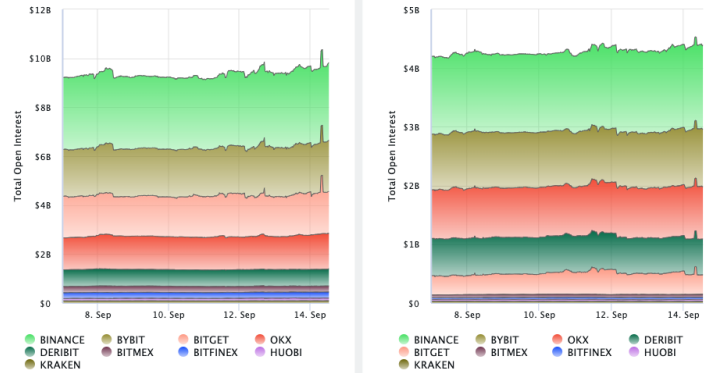
- [FTX can begin selling its digital assets, bankruptcy court rules - Blockworks](#)
- [Mila Kunis-backed 'Stoner Cat' NFT animated series fined \\$1 million by SEC - CNBC](#)
- [Financial giant Deutsche Bank eyes crypto custody, tokenization - Blockworks](#)
- [Gemini Earn users could be made whole through plan, DCG says - Blockworks](#)
- [Binance.US CEO exits amid second round of staff cuts post-SEC lawsuit - Blockworks](#)
- [Three Arrows Founders Hit With 9-Year Trading Ban in Singapore - CoinDesk](#)
- [Phishing Attack on Cloud Provider With Fortune 500 Clients Led to \\$15M Crypto Theft From Fortress Trust - CoinDesk](#)
- [Ethereum's Vitalik Buterin Sees Growing Presence of Asia Developers in Blockchain Tech - CoinDesk](#)
- [Canadian BTC exchange partners with Costa Rica's largest fiat payment system - Cointelegraph](#)

## Crypto Futures

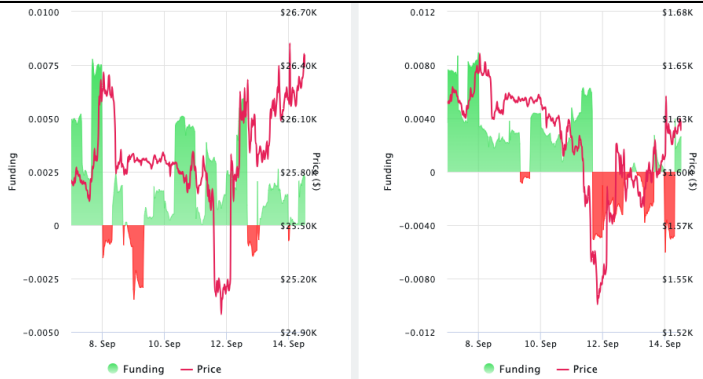
### Futures Volume (BTC LHS ; ETH RHS), 1d



### Futures Open Interest (BTC LHS ; ETH RHS)



### Volume Weighted Funding Rate (BTC LHS ; ETH RHS), 1d

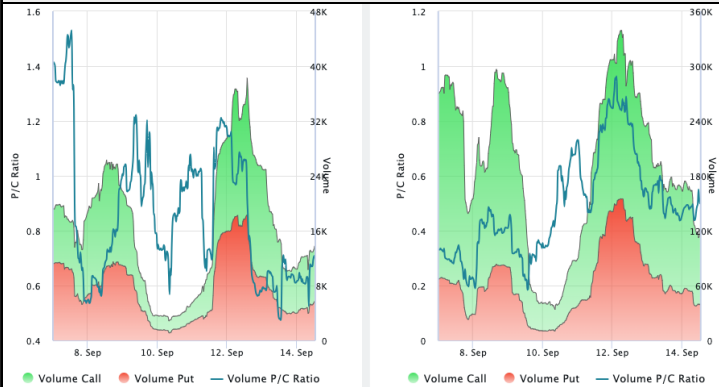


### Liquidations (BTC LHS ; ETH RHS), 1d

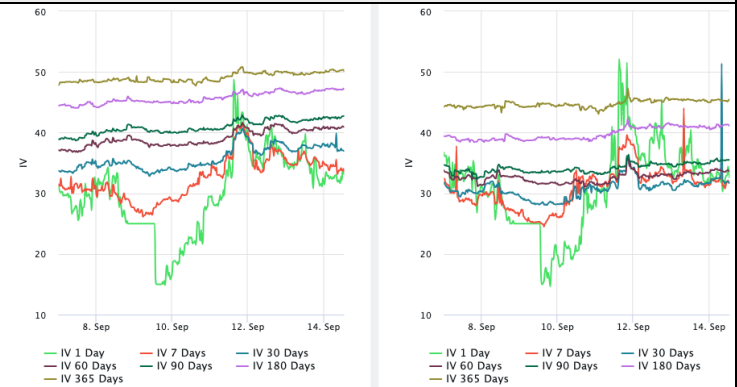


## Crypto Options

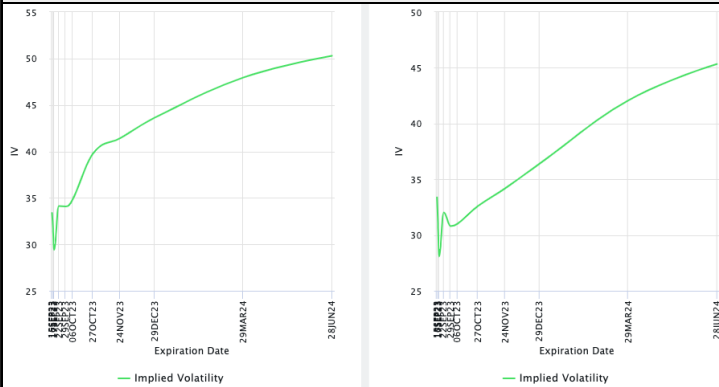
### Options Volume & Put/Call Ratio (BTC LHS ; ETH RHS), 1d



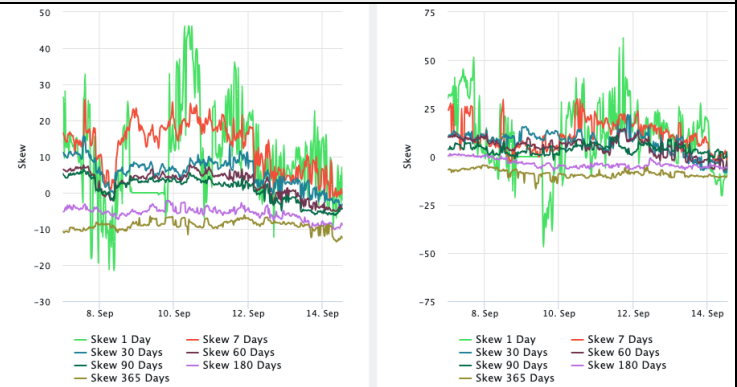
### ATM Implied Volatility (BTC LHS ; ETH RHS)



### ATM Implied Vol Term Structure (BTC LHS ; ETH RHS)



### 25 Delta Skew (BTC LHS ; ETH RHS)



## About GSR

GSR is a global leader in digital asset trading, market making, OTC derivatives, and investments. We operate in a culture of excellence and leverage our first-rate reputation, deep relationships and proprietary trading technology to move swiftly and capitalize on market opportunities.

GSR's experienced team brings together decades of institutional trading expertise, while our industry-leading proprietary technology stack anchors everything we do.

Our main service areas are: market making; proprietary and algorithmic trading; client execution; structured products; risk management solutions; and portfolio investments.

For more information or if we can help with anything, please see [gsr.io](https://gsr.io) or contact us at [gsr@gsr.io](mailto:gsr@gsr.io).

Follow GSR for more content: [Twitter](#) [Telegram](#) [LinkedIn](#)

## Authors

Matt Kunke, Research Analyst [Twitter](#) [Telegram](#) [LinkedIn](#)  
Brian Rudick, Senior Strategist [Twitter](#) [Telegram](#) [LinkedIn](#)

## Required Disclosures

*This material is provided by GSR (the "Firm") solely for informational purposes, is intended only for sophisticated, institutional investors and does not constitute an offer or commitment, a solicitation of an offer or commitment, or any advice or recommendation, to enter into or conclude any transaction (whether on the terms shown or otherwise), or to provide investment services in any state or country where such an offer or solicitation or provision would be illegal. The Firm is not and does not act as an advisor or fiduciary in providing this material.*

*This material is not a research report, and not subject to any of the independence and disclosure standards applicable to research reports prepared pursuant to FINRA or CFTC research rules. This material is not independent of the Firm's proprietary interests, which may conflict with the interests of any counterparty of the Firm. The Firm trades instruments discussed in this material for its own account, may trade contrary to the views expressed in this material, and may have positions in other related instruments.*

*Information contained herein is based on sources considered to be reliable, but is not guaranteed to be accurate or complete. Any opinions or estimates expressed herein reflect a judgment made by the author(s) as of the date of publication, and are subject to change without notice. Trading and investing in digital assets involves significant risks including price volatility and illiquidity and may not be suitable for all investors. The Firm is not liable whatsoever for any direct or consequential loss arising from the use of this material. Copyright of this material belongs to GSR. Neither this material nor any copy thereof may be taken, reproduced or redistributed, directly or indirectly, without prior written permission of GSR.*

## Notes & Sources

All options data is based on Deribit and derivatives graphics are from Laevidas. Market returns are based on price returns for the following ETFs: VOO, QQQ, EWU, EWG, EWJ, and EWH. Onchain volumes are not considered and thus certain token volumes may be understated (e.g., stETH).

CoinGecko	Santiment	DefiLlama	CoinMarketCap	Laevidas
L2Beat	Google Finance	TradingView	Deribit	WorldCoinIndex
Cryptorank	Investing.com	NFT Price Floor	CryptoSlate	