

## Crypto Leaderboard

Rank	Name	Ticker	Price	24h	7d	30d	24h Vol \$m	MC \$m	1-Year Chart
1	Bitcoin	BTC	\$26,409	-1%	2%	-8%	11,850	514,619	
2	Ethereum	ETH	\$1,622	0%	-1%	-10%	7,150	194,954	
3	Tether	USDT	\$1.00	0%	0%	0%	10,984	83,020	
4	BNB	BNB	\$212	0%	-1%	-9%	394	32,630	
5	XRP	XRP	\$0.49	2%	-1%	-16%	767	26,218	
6	USD Coin	USDC	\$1.00	0%	0%	0%	4,134	26,102	
7	Lido stETH	STETH	\$1,621	0%	0%	-10%	4	14,022	
8	Cardano	ADA	\$0.25	0%	-2%	-9%	109	8,733	
9	Dogecoin	DOGE	\$0.06	0%	-2%	-8%	193	8,702	
10	Solana	SOL	\$19.	0%	-4%	-17%	237	7,784	

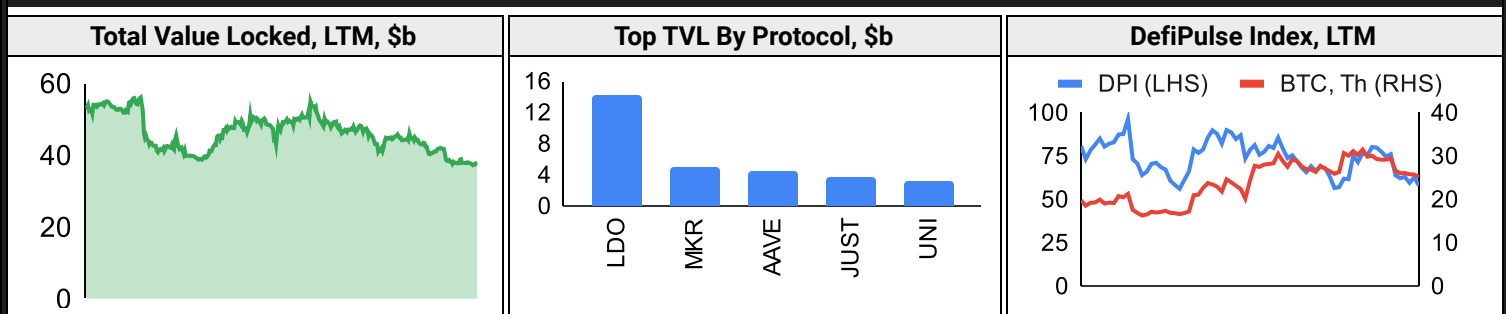
## Top & Bottom Performers - Top 100 Tokens

24h		7 Days		30 Days		90 Days		365 Days	
XDC	9%	KAS	26%	KAS	24%	RLB	600%	RLB	7239%
RUNE	6%	BCH	11%	RUNE	15%	KAS	126%	KAS	1127%
BCH	6%	VET	11%	TRX	13%	RUNE	107%	INJ	340%
VET	5%	RUNE	10%	MKR	8%	BCH	100%	OKB	178%
AXS	-3%	KLAY	-11%	CRV	-23%	SUI	-42%	NEAR	-73%
STX	-3%	ICP	-11%	ARB	-24%	KCS	-43%	FLOW	-76%
MIOTA	-5%	ARB	-12%	GALA	-31%	RPL	-46%	APE	-77%
APE	-6%	APE	-16%	APE	-36%	APE	-48%	LUNC	-77%

## Category Performance

Category	7d	30d	90d	180d	365d	Ecosystem	7d	30d	90d	180d	365d
Lending	2%	-1%	22%	-12%	-34%	Tron	4%	5%	8%	-5%	4%
IoT/Data/Comp.	3%	-3%	-1%	-36%	-42%	Cosmos	-3%	-7%	0%	-11%	28%
Currency	0%	-7%	17%	-1%	8%	Polkadot	-3%	-8%	-8%	-43%	-35%
CEXs	-1%	-7%	-7%	-28%	-15%	Polygon	-2%	-10%	-12%	-40%	-25%
Smart Contract	-2%	-8%	-6%	-37%	-41%	BSC	-5%	-10%	-14%	-33%	-16%
Privacy	0%	-10%	-6%	-40%	-45%	Ethereum	-2%	-12%	1%	-30%	-17%
DEX	-2%	-10%	0%	-39%	-33%	Avalanche	1%	-13%	6%	-27%	-29%
Other DeFi	-2%	-10%	-6%	-27%	5%	Solana	-4%	-15%	0%	-23%	-36%
Scaling	-3%	-13%	-18%	-57%	-39%						
Meme	-8%	-13%	-14%	-46%	-2%						
Gaming/Entertai	-4%	-15%	-12%	-51%	-61%						

## DeFi



## Trading Volume

Aggregate Volumes by Product, \$b					Top Derivatives Exchanges, \$m and bps					Top Spot Exchanges, \$m		
Product	1d	7d	30d	O/I	Exchange	1d Vol	O/I	Mkr	Tkr	Exchange	Score	1d Vol
Spot	14	92	401	n/a	Binance	25,072	7,589	2.0	4.0	Binance	9.9	4,393
Perpetuals	88	718	3,130	126	Bybit	7,806	4,500	2.0	5.5	Coinbase	8.6	681
Futures	0	3	9	1	OKX	9,957	3,194	2.0	5.0	Kraken	8.4	511
Options	1	5	26	n/a	KuCoin	889	1,066	2.0	6.0	KuCoin	7.4	234

Daily Spot Volume, Top 100 Tokens Last 20d, \$b				Top Volume, 1d, \$m		Top Volume, %20d Avg		Low Volume, %20d Avg	
				USDT	20,212	AXS	579%	TUSD	26%
				BTC	12,755	USDP	209%	STETH	29%
				ETH	4,673	RUNE	182%	CBETH	37%
				USDC	2,974	APE	179%	DYDX	46%
				XRP	937	BCH	167%	TWT	55%

## Traditional Finance

Global Equity Markets							SPX vs. BTC, LTM	
	US	USGrwth	UK	Germany	Japan	HK		
1D	1%	1%	2%	1%	2%	0%		
7D	1%	1%	3%	1%	3%	-1%		
90D	3%	3%	0%	-4%	2%	-10%		
365D	15%	30%	14%	25%	23%	-11%		

10-Year Treasury Yields							Commodities & FX					
	US	Brazil	UK	Germany	Japan	HK	Last	WTI	Gas	Gold	USD/EUR	USD/JPY
Last	4.32%	11.20%	4.39%	2.66%	0.70%	4.00%	Last	89.8	2.68	1,944	0.94	147.8
1d Chg	0.03	-0.09	0.11	0.06	0.00	-0.06	1d % Chg	-0.4%	-1.2%	0.6%	-0.2%	0.2%

## Volatility

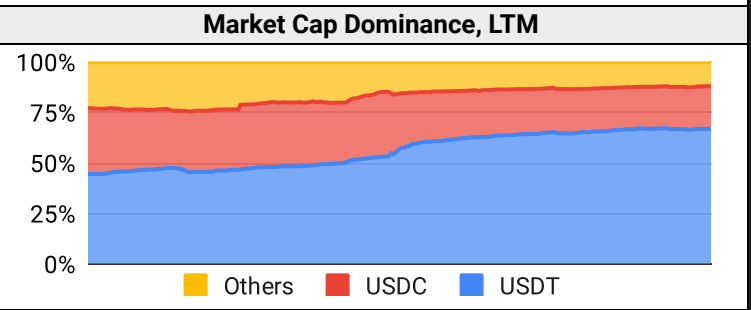
Annualized Volatility							Rolling 3M Annualized Volatility, LTM		
	BTC	ETH	BNB	XRP	ADA	DOGE			
30D	43%	40%	35%	60%	41%	43%			
90D	35%	36%	34%	157%	67%	53%			
180D	38%	41%	40%	124%	64%	64%			
365D	46%	57%	52%	103%	67%	90%			

## Correlations

Intra-Crypto Correlations, LTM							Rolling 3M Correlations, LTM				
	BTC	ETH	BNB	XRP	ADA	DOGE					
BTC											
ETH	0.89										
BNB	0.74	0.75									
XRP	0.49	0.55	0.45								
ADA	0.74	0.80	0.71	0.69							
DOGE	0.58	0.66	0.56	0.39	0.60						

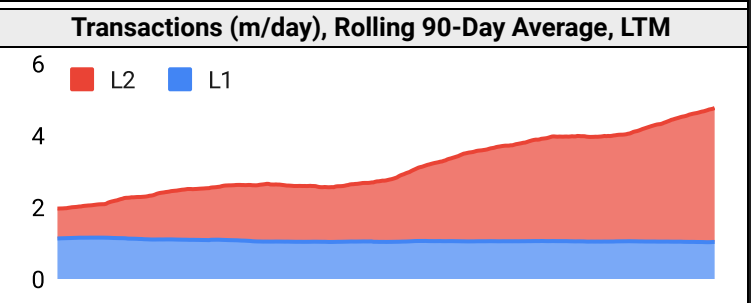
## Stablecoins

Stablecoin Market Size and Volume, \$m				
Ticker	Price	1d Vol	20d Avg Vol	Market Cap
USDT	1.00	20,212	20,334	83,057
USDC	1.00	2,974	2,860	26,112
DAI	1.00	88	82	5,348
TUSD	1.00	330	1,249	3,156
BUSD	1.00	663	851	2,494
USDD	1.00	18	21	725



## Ethereum Mainnet & Layer 2s

Mainnet & Layer 2 Transactions (m/day) and L2 TVL (\$m)				
Network	1d	30d Avg	TVL	Tech Type
Ethereum	1.1	1.0	-	Mainnet
zkSync Era	1.0	1.0	406	ZKR
Base	1.8	0.6	387	ORU
Starknet	0.7	0.6	125	ZKR
Arbitrum One	0.5	0.6	5,170	ORU
OP Mainnet	0.3	0.4	2,420	ORU
Immutable X	0.3	0.2	85	App-specific Validium
dYdX	0.2	0.2	339	App-specific ZKR
Mantle	0.2	0.2	88	Optimumium
Linea	0.1	0.1	50	ZKR



### Layer 2 Token Performance & Market Cap (\$m)

	MATIC	MNT	OP	ARB	IMX
30d Return	-16%	-10%	-4%	-27%	-23%
Market Cap	4,830	1,310	1,110	1,010	578

## NFTs and DAOs

NFT Collection Stats (in ETH)					
Collection	Floor	Listings	3M Ret.	3M Vol	Market Cap
CryptoPunks	47.0	1,087	-5%	33,319	470,000
Bored Ape	24.0	470	-45%	202,718	239,900
Autoglyphs	199.0	6	0%	712	101,888
Squiggle	10.0	222	4%	3,326	99,940
Mutant Ape	4.8	637	-42%	107,316	92,915
Fidenza	62.0	41	-20%	1,153	61,938
The Sandbox	0.3	371	-21%	403	44,583
Azuki	3.7	455	-77%	132,241	37,220
The Captainz	3.6	152	-58%	20,948	35,496
Pudgy Penguins	4.0	442	-2%	19,521	35,374

DAO Treasury Amount (\$m) and Composition					
DAO	Treasury	Stables	BTC/ETH	Own Tokens	Other
Mantle	3,149	8%	14%	39%	38%
Arbitrum	2,833	0%	0%	100%	0%
Uniswap	1,817	0%	0%	100%	0%
Optimism	1,385	0%	0%	100%	0%
ENS	584	3%	5%	92%	0%
Ethereum	518	0%	100%	0%	0%
Golem	283	0%	96%	4%	0%
Volta Club	239	72%	0%	9%	19%
Lido	231	3%	26%	71%	0%
Stargate	213	19%	0%	80%	1%

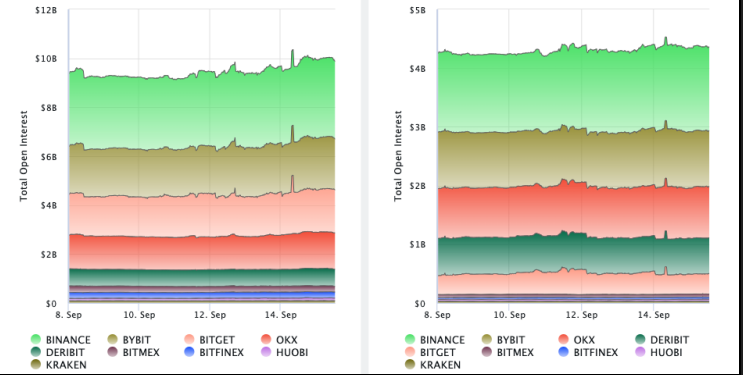
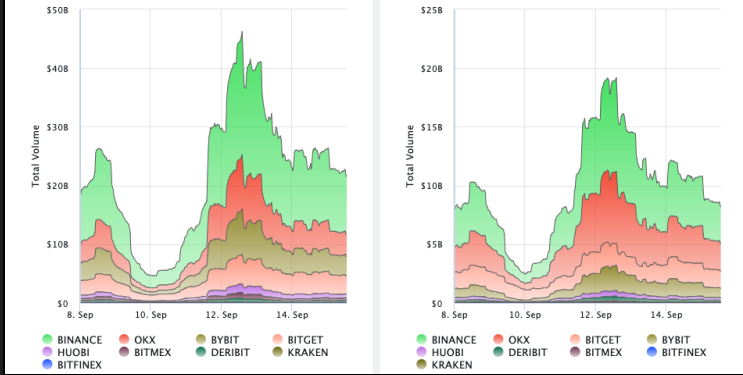
## Crypto News

- [The Inanity of the SEC 'Stoner Cat' Action - CoinDesk](#)
- [Crypto exchange JPEX is misleading investors, Hong Kong's SFC says - South China Morning Post](#)
- [Bitcoin clean energy usage reportedly exceeds 50% — Will Tesla start accepting BTC payments? - Cointelegraph](#)
- [SEC demands more cooperation from Binance in document discovery - Blockworks](#)
- [Sen. Brown pushes for 'consistent, comprehensive' crypto disclosures in letter - Blockworks](#)
- [Australian Bank ANZ leveraging Chainlink's CCIP for cross-chain operability - Blockworks](#)
- [Ex-Celsius executive pleads guilty to four charges - Blockworks](#)
- [FTX opposes BlockFi's bankruptcy plan - Blockworks](#)
- [Genesis to 'voluntarily' close trading services across all business entities - Blockworks](#)

## Crypto Futures

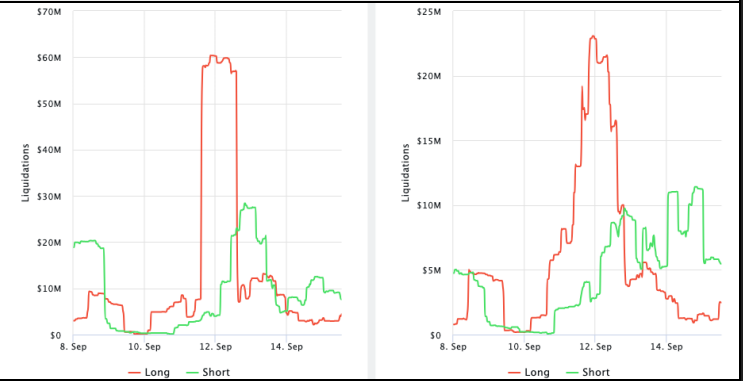
### Futures Volume (BTC LHS ; ETH RHS), 1d

### Futures Open Interest (BTC LHS ; ETH RHS)



### Volume Weighted Funding Rate (BTC LHS ; ETH RHS), 1d

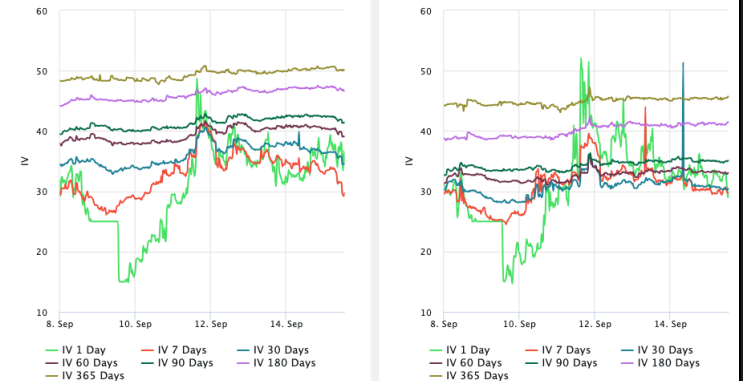
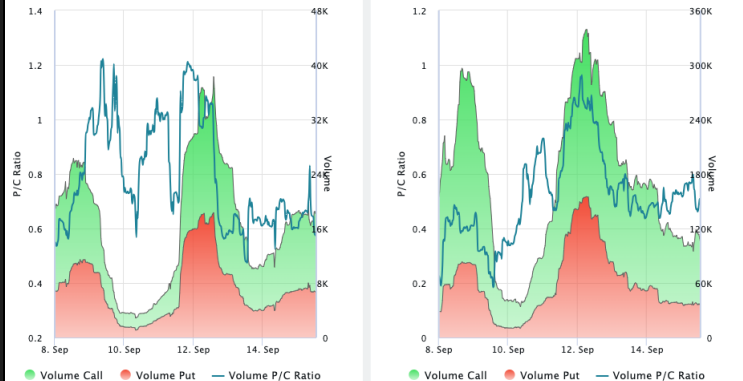
### Liquidations (BTC LHS ; ETH RHS), 1d



## Crypto Options

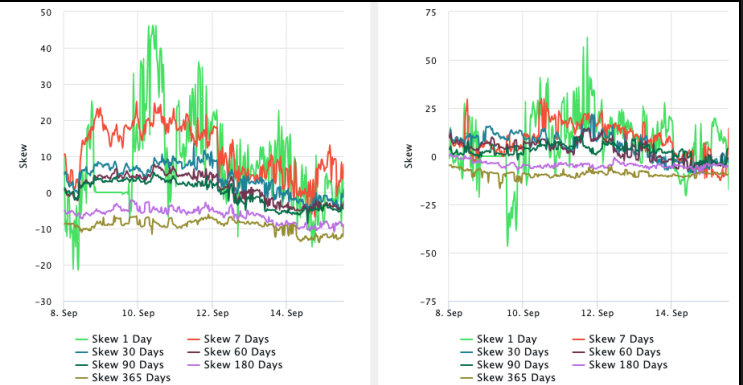
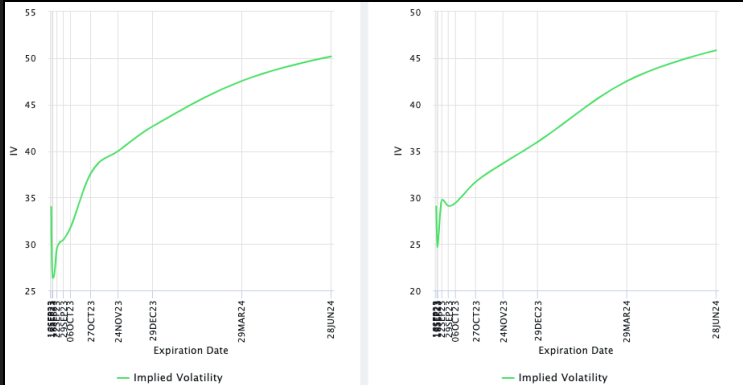
### Options Volume & Put/Call Ratio (BTC LHS ; ETH RHS), 1d

### ATM Implied Volatility (BTC LHS ; ETH RHS)



### ATM Implied Vol Term Structure (BTC LHS ; ETH RHS)

### 25 Delta Skew (BTC LHS ; ETH RHS)



## About GSR

GSR is a global leader in digital asset trading, market making, OTC derivatives, and investments. We operate in a culture of excellence and leverage our first-rate reputation, deep relationships and proprietary trading technology to move swiftly and capitalize on market opportunities.

GSR's experienced team brings together decades of institutional trading expertise, while our industry-leading proprietary technology stack anchors everything we do.

Our main service areas are: market making; proprietary and algorithmic trading; client execution; structured products; risk management solutions; and portfolio investments.

For more information or if we can help with anything, please see [gsr.io](https://gsr.io) or contact us at [gsr@gsr.io](mailto:gsr@gsr.io).

Follow GSR for more content: [Twitter](#) [Telegram](#) [LinkedIn](#)

## Authors

Matt Kunke, Research Analyst [Twitter](#) [Telegram](#) [LinkedIn](#)  
Brian Rudick, Senior Strategist [Twitter](#) [Telegram](#) [LinkedIn](#)

## Required Disclosures

*This material is provided by GSR (the "Firm") solely for informational purposes, is intended only for sophisticated, institutional investors and does not constitute an offer or commitment, a solicitation of an offer or commitment, or any advice or recommendation, to enter into or conclude any transaction (whether on the terms shown or otherwise), or to provide investment services in any state or country where such an offer or solicitation or provision would be illegal. The Firm is not and does not act as an advisor or fiduciary in providing this material.*

*This material is not a research report, and not subject to any of the independence and disclosure standards applicable to research reports prepared pursuant to FINRA or CFTC research rules. This material is not independent of the Firm's proprietary interests, which may conflict with the interests of any counterparty of the Firm. The Firm trades instruments discussed in this material for its own account, may trade contrary to the views expressed in this material, and may have positions in other related instruments.*

*Information contained herein is based on sources considered to be reliable, but is not guaranteed to be accurate or complete. Any opinions or estimates expressed herein reflect a judgment made by the author(s) as of the date of publication, and are subject to change without notice. Trading and investing in digital assets involves significant risks including price volatility and illiquidity and may not be suitable for all investors. The Firm is not liable whatsoever for any direct or consequential loss arising from the use of this material. Copyright of this material belongs to GSR. Neither this material nor any copy thereof may be taken, reproduced or redistributed, directly or indirectly, without prior written permission of GSR.*

## Notes & Sources

All options data is based on Deribit and derivatives graphics are from Laevidas. Market returns are based on price returns for the following ETFs: VOO, QQQ, EWU, EWG, EWJ, and EWH. Onchain volumes are not considered and thus certain token volumes may be understated (e.g., stETH).

CoinGecko	Santiment	DefiLlama	CoinMarketCap	Laevidas
L2Beat	Google Finance	TradingView	Deribit	WorldCoinIndex
Cryptorank	Investing.com	NFT Price Floor	CryptoSlate	