

Crypto Leaderboard

Rank	Name	Ticker	Price	24h	7d	30d	24h Vol \$m	MC \$m	1-Year Chart
1	Bitcoin	BTC	\$27,313	3%	6%	5%	9,933	531,939	
2	Ethereum	ETH	\$1,660	2%	4%	-1%	8,705	199,550	
3	Tether	USDT	\$1.00	0%	0%	0%	16,130	83,010	
4	BNB	BNB	\$220	2%	5%	1%	683	33,739	
5	XRP	XRP	\$0.50	1%	6%	-3%	656	26,646	
6	USD Coin	USDC	\$1.00	0%	0%	0%	4,654	26,132	
7	Lido stETH	STETH	\$1,660	2%	4%	-1%	4	14,378	
8	Cardano	ADA	\$0.25	2%	4%	-5%	112	8,885	
9	Dogecoin	DOGE	\$0.06	1%	4%	-2%	265	8,820	
10	Toncoin	TON	\$2.49	6%	46%		47	8,522	

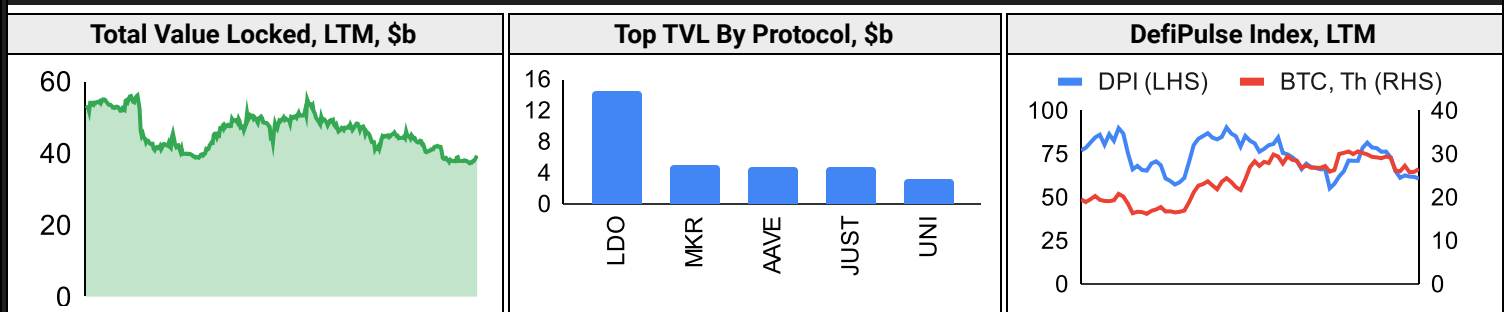
Top & Bottom Performers - Top 100 Tokens

24h		7 Days		30 Days		90 Days		365 Days	
XEC	16%	TON	46%	BCH	19%	RLB	582%	RLB	6589%
LINK	9%	RUNE	33%	KAS	15%	RUNE	123%	KAS	923%
STX	7%	KAS	23%	MKR	15%	KAS	108%	INJ	409%
TON	6%	XEC	23%	TRX	14%	BCH	103%	OKB	189%
LEO	-1%	QNT	-3%	SUI	-20%	GALA	-40%	FLOW	-73%
MKR	-1%	XLM	-6%	HBAR	-22%	RPL	-45%	CHZ	-74%
KAVA	-1%	KLAY	-6%	GALA	-27%	SUI	-46%	APE	-77%
XDC	-1%	MIOTA	-8%	APE	-27%	APE	-46%	LUNC	-79%

Category Performance

Category	7d	30d	90d	180d	365d	Ecosystem	7d	30d	90d	180d	365d
Lending	10%	7%	18%	-6%	-27%	Tron	9%	9%	9%	5%	9%
IoT/Data/Comp.	7%	6%	-1%	-28%	-38%	BSC	8%	0%	-11%	-26%	-7%
Currency	8%	3%	17%	3%	13%	Polkadot	9%	0%	-8%	-36%	-29%
DEX	10%	-1%	1%	-32%	-27%	Polygon	9%	-1%	-11%	-33%	-16%
Smart Contract	7%	-2%	-7%	-31%	-36%	Ethereum	11%	-2%	1%	-23%	-8%
CEXs	4%	-2%	-5%	-23%	-12%	Avalanche	12%	-4%	7%	-20%	-21%
Privacy	7%	-2%	-7%	-37%	-42%	Cosmos	10%	-6%	2%	1%	41%
Other DeFi	6%	-4%	-6%	-22%	16%	Solana	8%	-8%	6%	-16%	-32%
Meme	2%	-6%	-16%	-43%	5%						
Scaling	6%	-7%	-20%	-53%	-30%						
Gaming/Entertai	7%	-8%	-12%	-44%	-58%						

DeFi



Trading Volume

Aggregate Volumes by Product, \$b					Top Derivatives Exchanges, \$m and bps					Top Spot Exchanges, \$m		
Product	1d	7d	30d	O/I	Exchange	1d Vol	O/I	Mkr	Tkr	Exchange	Score	1d Vol
Spot	14	103	388	n/a	Binance	27,362	7,934	2.0	4.0	Binance	9.9	4,514
Perpetuals	183	788	2,840	145	OKX	11,488	3,386	2.0	5.0	Coinbase	8.6	721
Futures	0	3	8	1	Bybit	7,915	4,694	2.0	5.5	Kraken	8.3	360
Options	1	5	23	n/a	KuCoin	1,010	1,137	2.0	6.0	KuCoin	7.3	237

Daily Spot Volume, Top 100 Tokens Last 20d, \$b				Top Volume, 1d, \$m		Top Volume, %20d Avg		Low Volume, %20d Avg	
				USDT	19,198	XEC	789%	TUSD	32%
				BTC	11,731	LINK	203%	XDC	37%
				ETH	5,060	APE	171%	STETH	41%
				USDC	2,649	RUNE	169%	CBETH	47%
				XRP	756	THETA	166%	TWT	49%

Traditional Finance

Global Equity Markets							SPX vs. BTC, LTM	
	US	USGrwth	UK	Germany	Japan	HK		
1D	0%	0%	0%	-1%	0%	-1%		
7D	-1%	-2%	1%	-1%	1%	-1%		
90D	1%	1%	0%	-5%	1%	-11%		
365D	14%	27%	14%	25%	22%	-13%		

10-Year Treasury Yields							Commodities & FX					
	US	Brazil	UK	Germany	Japan	HK	Last	WTI	Gas	Gold	USD/EUR	USD/JPY
Last	4.35%	11.26%	4.46%	2.71%	0.70%	4.04%	Last	91.0	2.68	1,949	0.94	147.7
1d Chg	0.03	-0.01	0.10	0.05	0.00	-0.06	1d % Chg	1.0%	1.2%	0.2%	-0.1%	-0.1%

Volatility

Annualized Volatility							Rolling 3M Annualized Volatility, LTM		
	BTC	ETH	BNB	XRP	ADA	DOGE			
30D	36%	33%	29%	36%	33%	29%			
90D	34%	36%	34%	158%	67%	54%			
180D	37%	41%	40%	118%	61%	62%			
365D	46%	56%	51%	103%	66%	89%			

Correlations

Intra-Crypto Correlations, LTM							Rolling 3M Correlations, LTM	
	BTC	ETH	BNB	XRP	ADA	DOGE		
BTC								
ETH	0.89							
BNB	0.74	0.76						
XRP	0.49	0.56	0.45					
ADA	0.74	0.80	0.71	0.69				
DOGE	0.57	0.66	0.55	0.39	0.60			

Stablecoins

Stablecoin Market Size and Volume, \$m					Market Cap Dominance, LTM	
Ticker	Price	1d Vol	20d Avg Vol	Market Cap		
USDT	1.00	19,198	19,126	83,063		
USDC	1.00	2,649	2,712	26,165		
DAI	1.00	79	78	5,348		
TUSD	1.00	320	1,001	3,101		
BUSD	1.00	655	788	2,484		
USDD	1.00	20	20	724		

Ethereum Mainnet & Layer 2s

Mainnet & Layer 2 Transactions (m/day) and L2 TVL (\$m)					Transactions (m/day), Rolling 90-Day Average, LTM	
Network	1d	30d Avg	TVL	Tech Type		
Ethereum	0.9	1.0	-	Mainnet		
zkSync Era	1.1	1.0	420	ZKR		
Base	1.1	0.7	384	ORU		
Starknet	0.8	0.6	175	ZKR		
Arbitrum One	0.4	0.5	5,320	ORU		
OP Mainnet	0.3	0.3	2,520	ORU		
Immutable X	0.2	0.2	79	App-specific Validium		
Mantle	0.2	0.2	89	Optimium		
dYdX	0.1	0.2	342	App-specific ZKR		
Linea	0.1	0.1	52	ZKR		

Layer 2 Token Performance & Market Cap (\$m)					
	MATIC	MNT	OP	ARB	IMX
30d Return	-8%	-5%	-4%	-18%	-11%
Market Cap	4,980	1,320	1,130	1,060	629

NFTs and DAOs

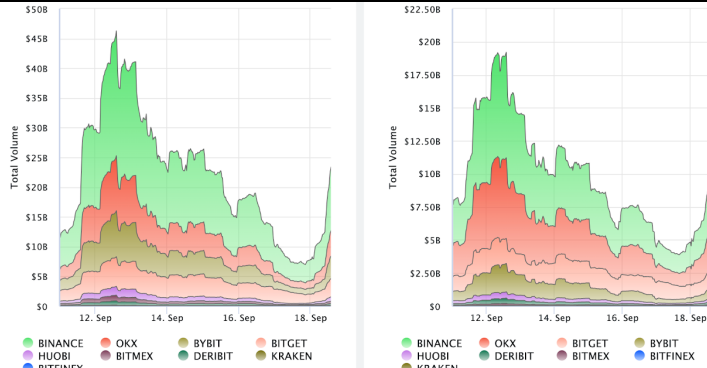
NFT Collection Stats (in ETH)						DAO Treasury Amount (\$m) and Composition					
Collection	Floor	Listings	3M Ret.	3M Vol	Market Cap	DAO	Treasury	Stables	BTC/ETH	Own Tokens	Other
CryptoPunks	46.7	1,089	-5%	28,978	466,900	Mantle	3,129	8%	14%	39%	39%
Bored Ape	24.3	485	-39%	190,786	243,000	Arbitrum	2,941	0%	0%	100%	0%
Autoglyphs	199.0	6	0%	712	101,888	Uniswap	1,880	0%	0%	100%	0%
Squiggle	9.8	226	-9%	3,312	97,741	Optimism	1,326	0%	0%	100%	0%
Mutant Ape	4.9	651	-37%	103,542	95,837	ENS	589	3%	5%	92%	0%
Fidenza	62.0	38	-20%	1,153	61,938	Ethereum	529	0%	100%	0%	0%
The Sandbox	0.3	343	-20%	412	45,821	Golem	289	0%	96%	4%	0%
Azuki	3.8	422	-76%	129,359	38,390	Volta Club	266	63%	0%	8%	29%
Pudgy Penguins	4.1	433	-4%	19,391	36,149	Lido	240	3%	25%	72%	0%
Decentraland	0.4	142	-20%	110	34,327	Stargate	213	19%	0%	80%	1%

Crypto News

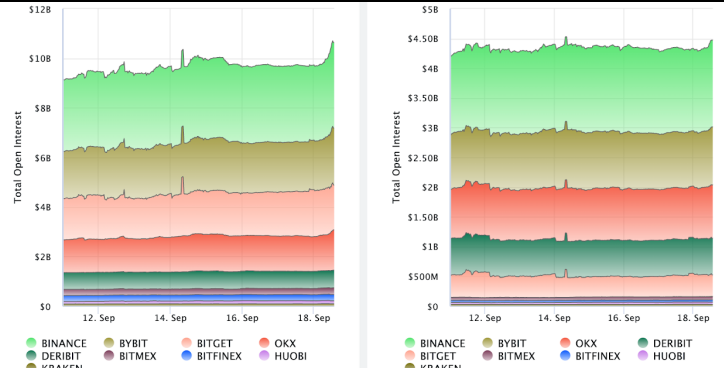
- [South Korea focuses on OTC crypto regulations as unlawful deals reach \\$4B - Cointelegraph](#)
- [FTX's Crypto Liquidation Sales Unlikely to Cause Market Shock: Coinbase - CoinDesk](#)
- [Europe is 'Eating America's Lunch': U.S. Held Back by Bitcoin ETF Paralysis - Decrypt](#)
- [Ant to Pull Out of \\$100 Million Fund in Retreat From Crypto - Bloomberg](#)
- [Malta Seeks to Change Its Crypto Rulebook to Get Ready for MiCA - CoinDesk](#)
- [Mark Cuban Loses Nearly \\$1M to Crypto Scam - CoinDesk](#)
- [Valkyrie CIO expects US spot Bitcoin ETF approval in Q2 2024 - Forkast News](#)
- [The Digital Ruble: Latest Updates - Russia Briefing](#)
- [Ethereum's Holeřky testnet launch hits a speed bump - Blockworks](#)

Crypto Futures

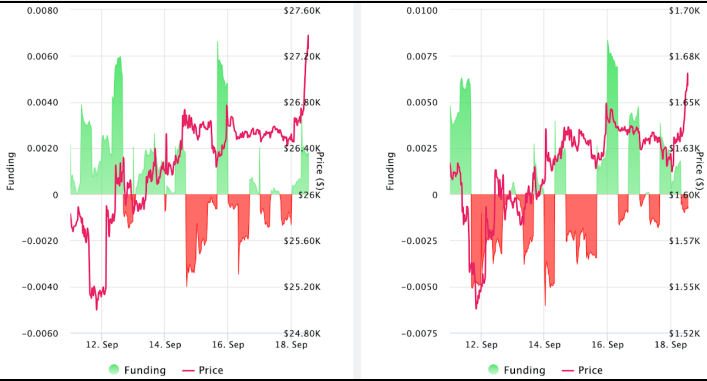
Futures Volume (BTC LHS ; ETH RHS), 1d



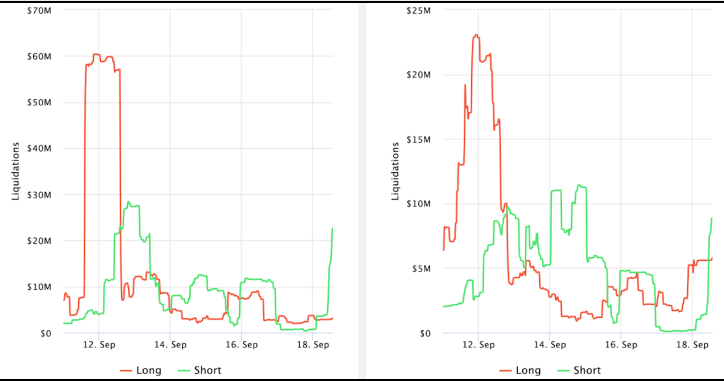
Futures Open Interest (BTC LHS ; ETH RHS)



Volume Weighted Funding Rate (BTC LHS ; ETH RHS), 1d

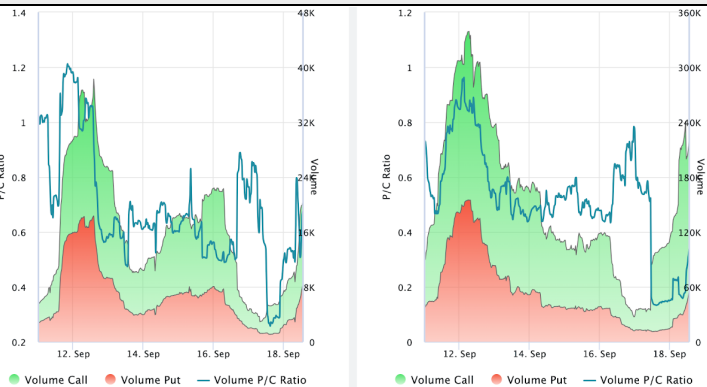


Liquidations (BTC LHS ; ETH RHS), 1d

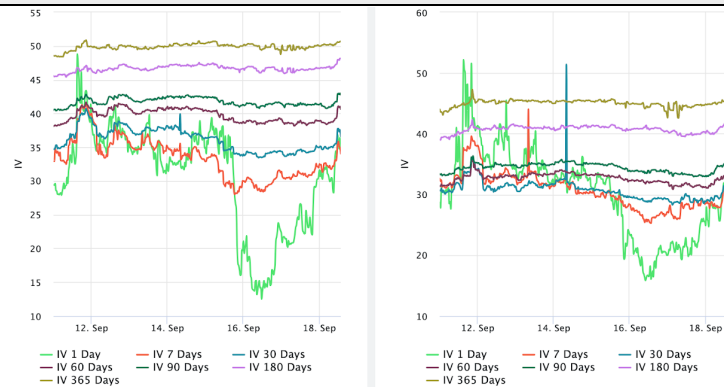


Crypto Options

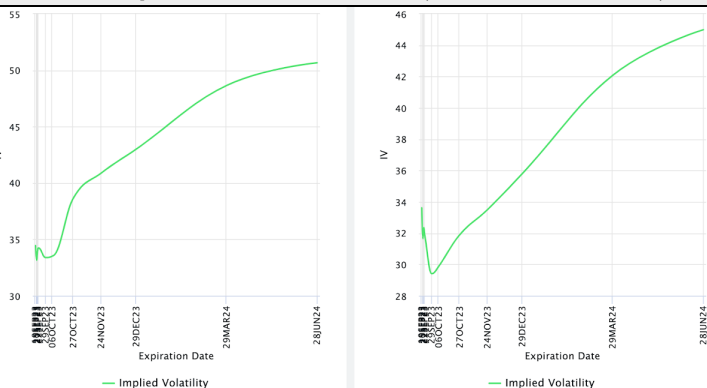
Options Volume & Put/Call Ratio (BTC LHS ; ETH RHS), 1d



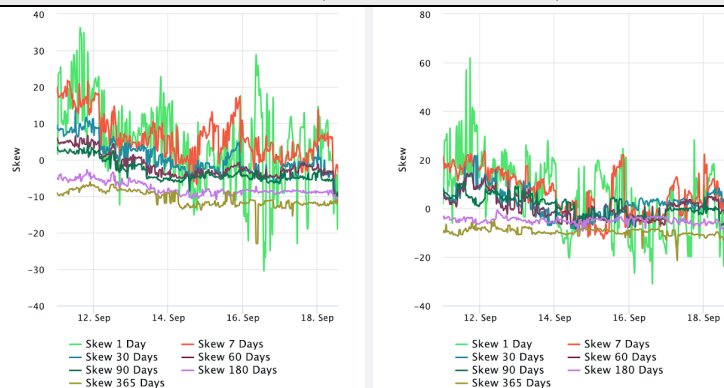
ATM Implied Volatility (BTC LHS ; ETH RHS)



ATM Implied Vol Term Structure (BTC LHS ; ETH RHS)



25 Delta Skew (BTC LHS ; ETH RHS)



About GSR

GSR is a global leader in digital asset trading, market making, OTC derivatives, and investments. We operate in a culture of excellence and leverage our first-rate reputation, deep relationships and proprietary trading technology to move swiftly and capitalize on market opportunities.

GSR's experienced team brings together decades of institutional trading expertise, while our industry-leading proprietary technology stack anchors everything we do.

Our main service areas are: market making; proprietary and algorithmic trading; client execution; structured products; risk management solutions; and portfolio investments.

For more information or if we can help with anything, please see gsr.io or contact us at gsr@gsr.io.

Follow GSR for more content: [Twitter](#) [Telegram](#) [LinkedIn](#)

Authors

Matt Kunke, Research Analyst [Twitter](#) [Telegram](#) [LinkedIn](#)
Brian Rudick, Senior Strategist [Twitter](#) [Telegram](#) [LinkedIn](#)

Required Disclosures

This material is provided by GSR (the "Firm") solely for informational purposes, is intended only for sophisticated, institutional investors and does not constitute an offer or commitment, a solicitation of an offer or commitment, or any advice or recommendation, to enter into or conclude any transaction (whether on the terms shown or otherwise), or to provide investment services in any state or country where such an offer or solicitation or provision would be illegal. The Firm is not and does not act as an advisor or fiduciary in providing this material.

This material is not a research report, and not subject to any of the independence and disclosure standards applicable to research reports prepared pursuant to FINRA or CFTC research rules. This material is not independent of the Firm's proprietary interests, which may conflict with the interests of any counterparty of the Firm. The Firm trades instruments discussed in this material for its own account, may trade contrary to the views expressed in this material, and may have positions in other related instruments.

Information contained herein is based on sources considered to be reliable, but is not guaranteed to be accurate or complete. Any opinions or estimates expressed herein reflect a judgment made by the author(s) as of the date of publication, and are subject to change without notice. Trading and investing in digital assets involves significant risks including price volatility and illiquidity and may not be suitable for all investors. The Firm is not liable whatsoever for any direct or consequential loss arising from the use of this material. Copyright of this material belongs to GSR. Neither this material nor any copy thereof may be taken, reproduced or redistributed, directly or indirectly, without prior written permission of GSR.

Notes & Sources

All options data is based on Deribit and derivatives graphics are from Laevidas. Market returns are based on price returns for the following ETFs: VOO, QQQ, EWU, EWG, EWJ, and EWH. Onchain volumes are not considered and thus certain token volumes may be understated (e.g., stETH).

CoinGecko	Santiment	DefiLlama	CoinMarketCap	Laevidas
L2Beat	Google Finance	TradingView	Deribit	WorldCoinIndex
Cryptorank	Investing.com	NFT Price Floor	CryptoSlate	