

Crypto Leaderboard

Rank	Name	Ticker	Price	24h	7d	30d	24h Vol \$m	MC \$m	1-Year Chart
1	Bitcoin	BTC	\$27,174	-1%	4%	4%	14,791	530,081	
2	Ethereum	ETH	\$1,645	-1%	2%	-2%	7,447	198,026	
3	Tether	USDT	\$1.00	0%	0%	0%	11,773	83,214	
4	BNB	BNB	\$218	-1%	3%	1%	424	33,628	
5	XRP	XRP	\$0.51	2%	6%	-6%	870	27,059	
6	USD Coin	USDC	\$1.00	0%	0%	0%	4,232	26,110	
7	Lido stETH	STETH	\$1,647	-1%	3%	-2%	5	14,303	
8	Cardano	ADA	\$0.26	1%	3%	-5%	117	8,972	
9	Dogecoin	DOGE	\$0.06	0%	2%	-2%	264	8,865	
10	Toncoin	TON	\$2.47	0%	42%		55	8,489	

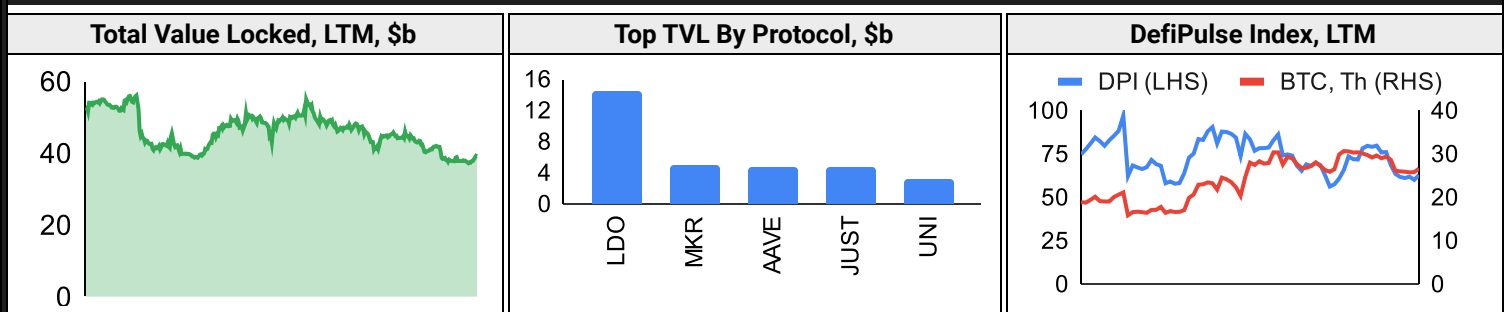
Top & Bottom Performers - Top 100 Tokens

24h		7 Days		30 Days		90 Days		365 Days	
KAS	3%	TON	42%	KAS	18%	RLB	485%	RLB	6141%
STX	3%	RUNE	27%	BCH	16%	KAS	108%	KAS	1047%
NEO	3%	KAS	18%	MKR	14%	RUNE	105%	INJ	372%
GRT	2%	VET	17%	RNDR	12%	MKR	68%	RNDR	255%
BSV	-2%	TKX	-3%	ARB	-18%	GALA	-43%	FLOW	-74%
APT	-3%	KLAY	-7%	KLAY	-18%	RPL	-45%	CHZ	-77%
RUNE	-3%	MIOTA	-9%	GALA	-28%	SUI	-46%	APE	-80%
RLB	-9%	XLM	-10%	APE	-28%	APE	-49%	LUNC	-81%

Category Performance

Category	7d	30d	90d	180d	365d	Ecosystem	7d	30d	90d	180d	365d
Lending	8%	9%	14%	-7%	-28%	Tron	6%	7%	5%	-2%	8%
IoT/Data/Comp.	8%	7%	-3%	-29%	-38%	BSC	9%	0%	-15%	-28%	-10%
Currency	5%	2%	7%	-1%	10%	Polkadot	7%	-1%	-13%	-40%	-31%
CEXs	3%	-2%	-8%	-24%	-12%	Ethereum	9%	-2%	-3%	-25%	-11%
Smart Contract	6%	-2%	-11%	-34%	-37%	Polygon	8%	-2%	-16%	-35%	-19%
DEX	8%	-2%	-4%	-35%	-29%	Avalanche	10%	-3%	3%	-22%	-22%
Privacy	6%	-3%	-11%	-41%	-42%	Cosmos	7%	-6%	-3%	-2%	35%
Other DeFi	5%	-5%	-11%	-24%	10%	Solana	7%	-8%	2%	-19%	-33%
Meme	3%	-6%	-20%	-45%	3%						
Scaling	5%	-7%	-24%	-53%	-32%						
Gaming/Entertai	8%	-9%	-16%	-46%	-59%						

DeFi



Trading Volume

Aggregate Volumes by Product, \$b					Top Derivatives Exchanges, \$m and bps					Top Spot Exchanges, \$m		
Product	1d	7d	30d	O/I	Exchange	1d Vol	O/I	Mkr	Tkr	Exchange	Score	1d Vol
Spot	15	101	370	n/a	Binance	29,600	7,764	2.0	4.0	Binance	9.9	4,623
Perpetuals	83	784	2,790	147	Bybit	8,484	4,594	2.0	5.5	Coinbase	8.6	816
Futures	0	2	8	1	OKX	11,253	3,277	2.0	5.0	Kraken	8.4	527
Options	1	5	23	n/a	KuCoin	1,241	1,088	2.0	6.0	KuCoin	7.4	240

Daily Spot Volume, Top 100 Tokens Last 20d, \$b				Top Volume, 1d, \$m		Top Volume, %20d Avg		Low Volume, %20d Avg	
				USDT	20,675	XEC	632%	USDP	29%
				BTC	14,235	XAUT	234%	CBETH	34%
				ETH	4,690	HT	201%	XDC	39%
				USDC	3,032	STX	184%	STETH	40%
				XRP	1,004	LINK	175%	TUSD	41%

Traditional Finance

Global Equity Markets							SPX vs. BTC, LTM				
	US	USGrwth	UK	Germany	Japan	HK					
1D	0%	0%	0%	-1%	0%	0%					
7D	0%	-1%	1%	0%	1%	-1%					
90D	2%	2%	0%	-4%	0%	-11%					
365D	14%	27%	13%	25%	22%	-13%					

10-Year Treasury Yields							Commodities & FX					
	US	Brazil	UK	Germany	Japan	HK						
Last	4.36%	11.27%	4.42%	2.74%	0.70%	4.01%	Last	WTI	Gas	Gold	USD/EUR	USD/JPY
1d Chg	0.04	-0.01	0.03	0.02	-0.02	-0.06	1d % Chg	92.1	2.77	1,956	0.94	147.8

Volatility

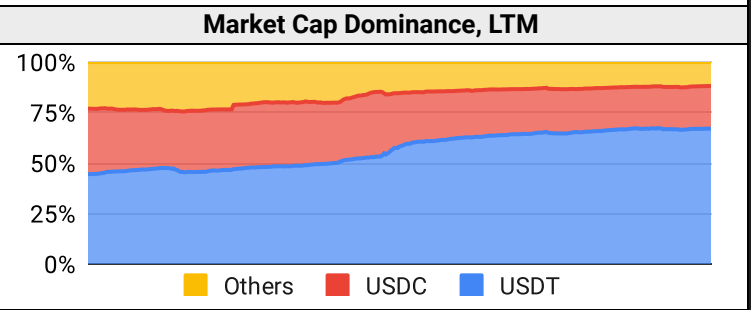
Annualized Volatility							Rolling 3M Annualized Volatility, LTM				
	BTC	ETH	BNB	XRP	ADA	DOGE					
30D	35%	32%	29%	34%	32%	28%					
90D	31%	34%	34%	158%	66%	53%					
180D	37%	40%	40%	118%	61%	62%					
365D	46%	56%	51%	102%	66%	89%					

Correlations

Intra-Crypto Correlations, LTM							Rolling 3M Correlations, LTM				
	BTC	ETH	BNB	XRP	ADA	DOGE					
BTC											
ETH	0.89										
BNB	0.74	0.75									
XRP	0.49	0.56	0.45								
ADA	0.74	0.80	0.70	0.69							
DOGE	0.57	0.66	0.55	0.39	0.60						

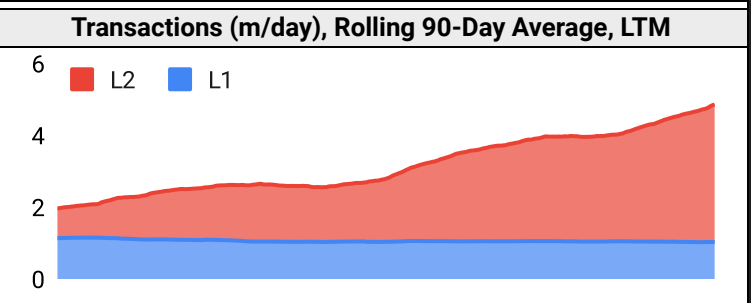
Stablecoins

Stablecoin Market Size and Volume, \$m				
Ticker	Price	1d Vol	20d Avg Vol	Market Cap
USDT	1.00	20,675	19,222	83,109
USDC	1.00	3,032	2,721	26,095
DAI	1.00	83	78	5,349
TUSD	1.00	373	907	3,104
BUSD	1.00	683	775	2,472
USDD	1.00	18	20	725



Ethereum Mainnet & Layer 2s

Mainnet & Layer 2 Transactions (m/day) and L2 TVL (\$m)				
Network	1d	30d Avg	TVL	Tech Type
Ethereum	1.0	1.0	-	Mainnet
zkSync Era	1.0	1.0	432	ZKR
Base	1.3	0.7	544	ORU
Starknet	0.6	0.6	133	ZKR
Arbitrum One	0.5	0.5	5,680	ORU
OP Mainnet	0.3	0.3	2,660	ORU
Immutable X	0.3	0.2	82	App-specific Validium
Mantle	0.2	0.2	88	Optimium
dYdX	0.3	0.2	344	App-specific ZKR
Linea	0.1	0.1	53	ZKR



Layer 2 Token Performance & Market Cap (\$m)

	MATIC	MNT	OP	ARB	IMX
30d Return	-7%	-5%	-6%	-19%	-12%
Market Cap	5,000	1,310	1,110	1,080	635

NFTs and DAOs

NFT Collection Stats (in ETH)					
Collection	Floor	Listings	3M Ret.	3M Vol	Market Cap
CryptoPunks	45.0	1,092	-8%	28,117	449,900
Bored Ape	24.3	486	-38%	186,738	243,000
Autoglyphs	199.0	6	0%	712	101,888
Squiggle	10.0	228	-5%	3,278	99,940
Mutant Ape	4.9	632	-35%	101,840	96,070
Fidenza	62.0	37	-18%	1,153	61,938
The Sandbox	0.3	343	-13%	409	48,030
Azuki	3.8	421	-77%	127,237	37,580
Pudgy Penguins	4.1	435	-10%	19,328	36,149
Decentraland	0.4	142	-22%	108	34,327

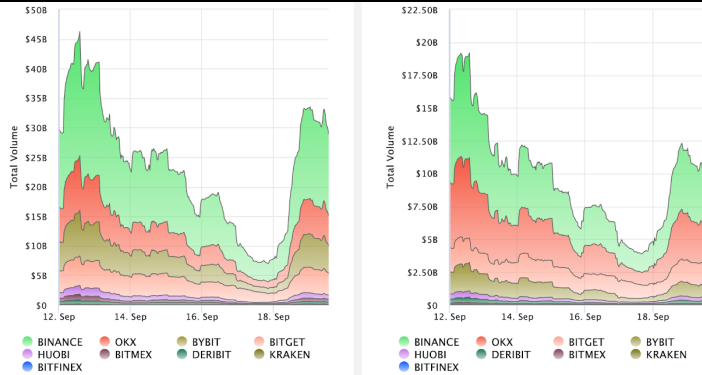
DAO Treasury Amount (\$m) and Composition					
DAO	Treasury	Stables	BTC/ETH	Own Tokens	Other
Mantle	3,131	8%	14%	39%	38%
Arbitrum	2,973	0%	0%	100%	0%
Uniswap	1,872	0%	0%	100%	0%
Optimism	1,271	0%	0%	100%	0%
ENS	590	3%	5%	92%	0%
Ethereum	522	0%	100%	0%	0%
Golem	285	0%	96%	4%	0%
Volta Club	249	59%	0%	9%	31%
Lido	240	3%	25%	72%	0%
Stargate	207	18%	0%	81%	1%

Crypto News

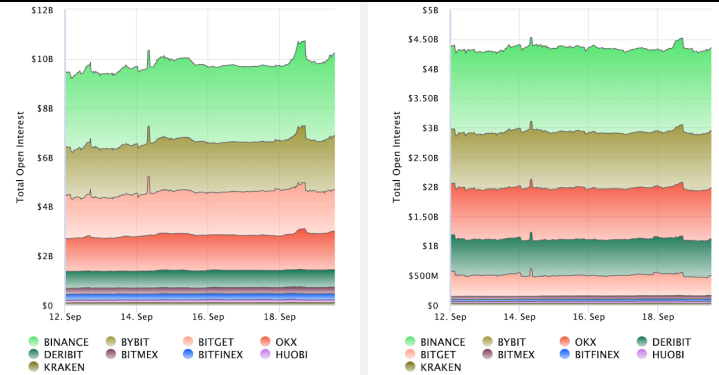
- [Thailand to start taxing overseas income next year, including from crypto - Cointelegraph](#)
- [UK House of Lords passes bill to seize stolen crypto - Cointelegraph](#)
- [Hong Kong to tighten crypto regulation in wake of JPEX fraud case - Cointelegraph](#)
- [CoinEx hack: Compromised private keys led to \\$70M theft - Cointelegraph](#)
- [Lawyer who laundered \\$400M from OneCoin scam denied new trial: Report - Cointelegraph](#)
- [Canto, Astar blockchains plan expansion to Ethereum ecosystem as layer 2s - Cointelegraph](#)
- [SEC sees temporary setback in request to access Binance.US software - Cointelegraph](#)
- [SEC embroiled in court cases: Hester Peirce says crypto firms shouldn't give up on US - Cointelegraph](#)
- [Rep. Tom Emmer: Digital assets will be a 'sleeper issue' for 2024 elections - Cointelegraph](#)

Crypto Futures

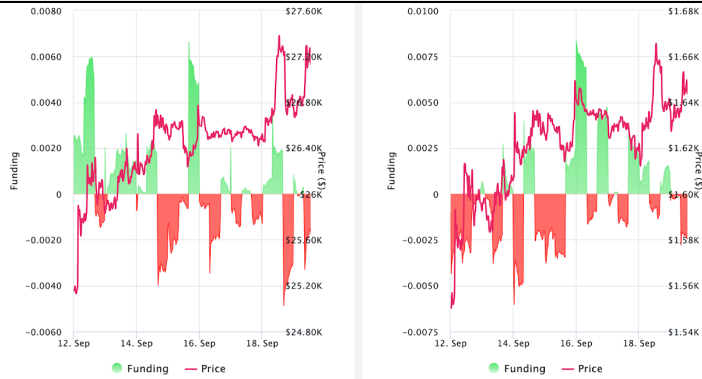
Futures Volume (BTC LHS ; ETH RHS), 1d



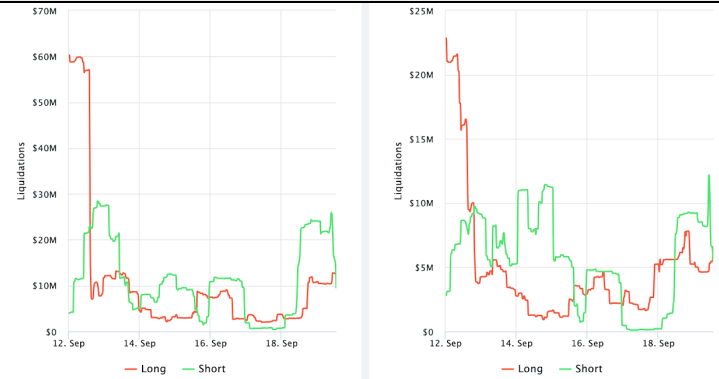
Futures Open Interest (BTC LHS ; ETH RHS)



Volume Weighted Funding Rate (BTC LHS ; ETH RHS), 1d

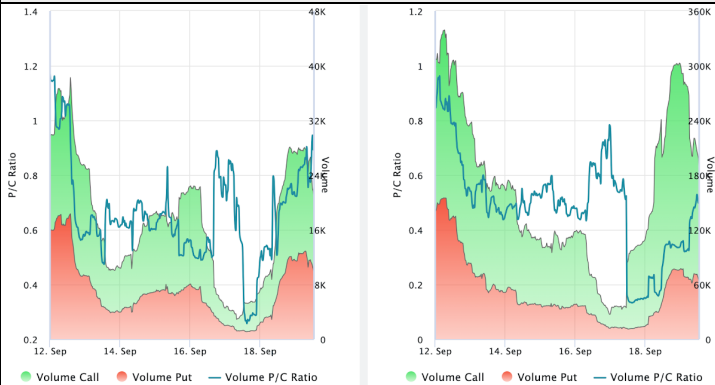


Liquidations (BTC LHS ; ETH RHS), 1d

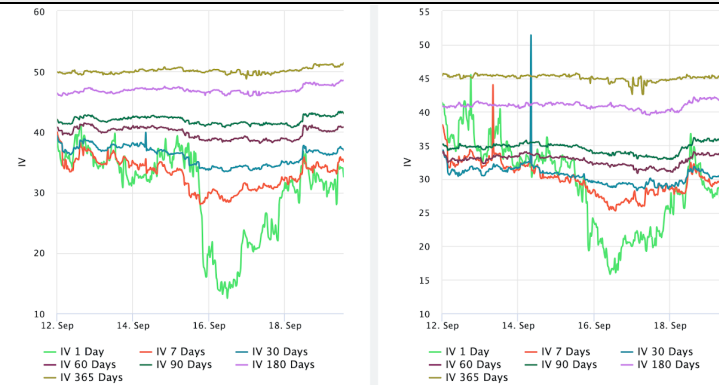


Crypto Options

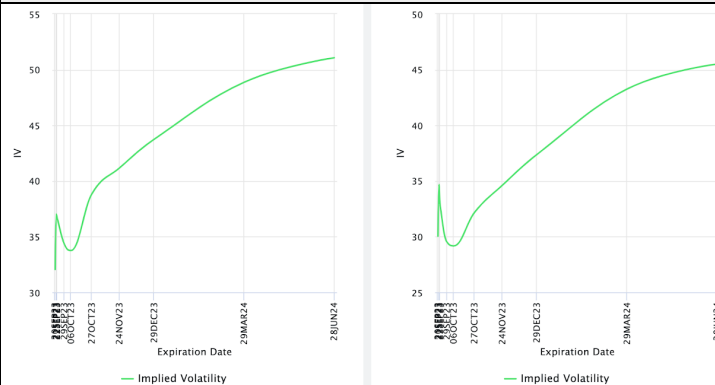
Options Volume & Put/Call Ratio (BTC LHS ; ETH RHS), 1d



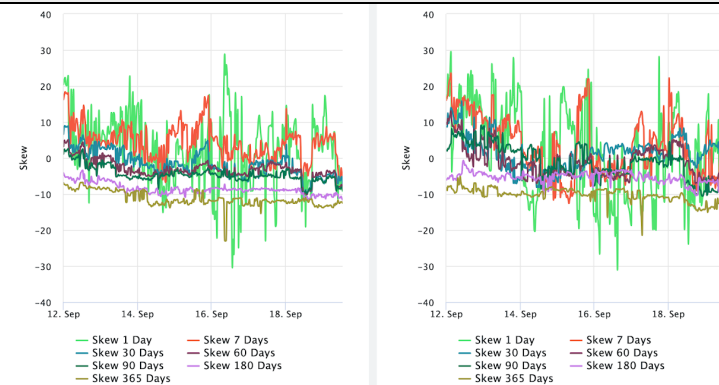
ATM Implied Volatility (BTC LHS ; ETH RHS)



ATM Implied Vol Term Structure (BTC LHS ; ETH RHS)



25 Delta Skew (BTC LHS ; ETH RHS)



About GSR

GSR is a global leader in digital asset trading, market making, OTC derivatives, and investments. We operate in a culture of excellence and leverage our first-rate reputation, deep relationships and proprietary trading technology to move swiftly and capitalize on market opportunities.

GSR's experienced team brings together decades of institutional trading expertise, while our industry-leading proprietary technology stack anchors everything we do.

Our main service areas are: market making; proprietary and algorithmic trading; client execution; structured products; risk management solutions; and portfolio investments.

For more information or if we can help with anything, please see gsr.io or contact us at gsr@gsr.io.

Follow GSR for more content: [Twitter](#) [Telegram](#) [LinkedIn](#)

Authors

Matt Kunke, Research Analyst [Twitter](#) [Telegram](#) [LinkedIn](#)
Brian Rudick, Senior Strategist [Twitter](#) [Telegram](#) [LinkedIn](#)

Required Disclosures

This material is provided by GSR (the "Firm") solely for informational purposes, is intended only for sophisticated, institutional investors and does not constitute an offer or commitment, a solicitation of an offer or commitment, or any advice or recommendation, to enter into or conclude any transaction (whether on the terms shown or otherwise), or to provide investment services in any state or country where such an offer or solicitation or provision would be illegal. The Firm is not and does not act as an advisor or fiduciary in providing this material.

This material is not a research report, and not subject to any of the independence and disclosure standards applicable to research reports prepared pursuant to FINRA or CFTC research rules. This material is not independent of the Firm's proprietary interests, which may conflict with the interests of any counterparty of the Firm. The Firm trades instruments discussed in this material for its own account, may trade contrary to the views expressed in this material, and may have positions in other related instruments.

Information contained herein is based on sources considered to be reliable, but is not guaranteed to be accurate or complete. Any opinions or estimates expressed herein reflect a judgment made by the author(s) as of the date of publication, and are subject to change without notice. Trading and investing in digital assets involves significant risks including price volatility and illiquidity and may not be suitable for all investors. The Firm is not liable whatsoever for any direct or consequential loss arising from the use of this material. Copyright of this material belongs to GSR. Neither this material nor any copy thereof may be taken, reproduced or redistributed, directly or indirectly, without prior written permission of GSR.

Notes & Sources

All options data is based on Deribit and derivatives graphics are from Laevidas. Market returns are based on price returns for the following ETFs: VOO, QQQ, EWU, EWG, EWJ, and EWH. Onchain volumes are not considered and thus certain token volumes may be understated (e.g., stETH).

CoinGecko	Santiment	DefiLlama	CoinMarketCap	Laevidas
L2Beat	Google Finance	TradingView	Deribit	WorldCoinIndex
Cryptorank	Investing.com	NFT Price Floor	CryptoSlate	