

Crypto Leaderboard

Rank	Name	Ticker	Price	24h	7d	30d	24h Vol \$m	MC \$m	1-Year Chart
1	Bitcoin	BTC	\$27,040	0%	3%	4%	13,443	527,034	
2	Ethereum	ETH	\$1,624	-1%	2%	-3%	7,796	195,199	
3	Tether	USDT	\$1.00	0%	0%	0%	19,162	82,976	
4	BNB	BNB	\$216	-1%	2%	2%	409	33,140	
5	XRP	XRP	\$0.51	0%	6%	-2%	895	27,170	
6	USD Coin	USDC	\$1.00	0%	0%	0%	5,001	25,940	
7	Lido stETH	STETH	\$1,623	-1%	1%	-2%	3	14,108	
8	Cardano	ADA	\$0.25	-2%	1%	-4%	89	8,807	
9	Dogecoin	DOGE	\$0.06	-1%	1%	-1%	221	8,739	
10	Toncoin	TON	\$2.48	1%	28%	82%	53	8,469	

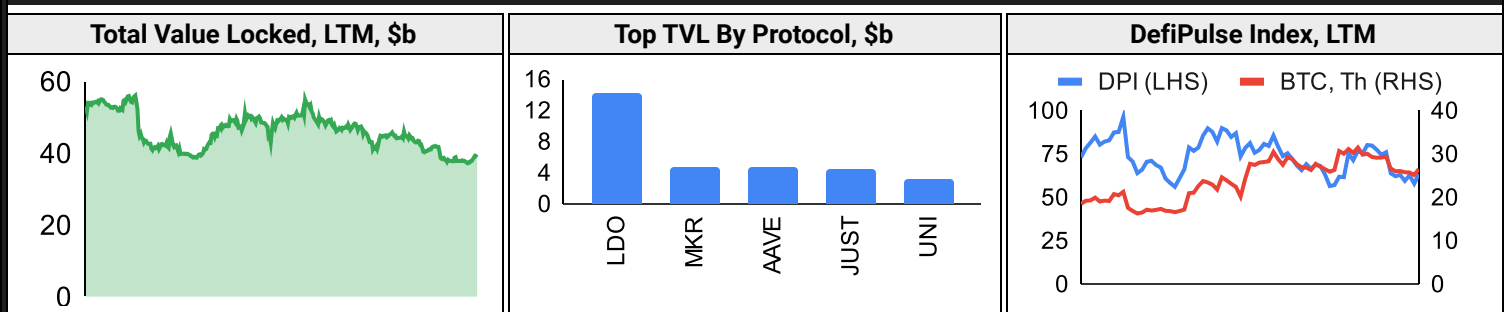
Top & Bottom Performers - Top 100 Tokens

24h		7 Days		30 Days		90 Days		365 Days	
MKR	3%	TON	28%	TON	82%	RLB	499%	RLB	6195%
KAS	3%	RUNE	18%	KAS	21%	RUNE	99%	KAS	1051%
KCS	3%	AAVE	17%	MKR	20%	KAS	89%	INJ	381%
XRD	2%	MKR	15%	RNDR	15%	TON	80%	RNDR	246%
GALA	-4%	XLM	-3%	KLAY	-19%	GALA	-44%	FLOW	-74%
STX	-4%	KLAY	-9%	RLB	-22%	SUI	-45%	CHZ	-76%
LTC	-4%	RLB	-12%	APE	-28%	RPL	-46%	APE	-81%
RLB	-5%	MIOTA	-12%	GALA	-28%	APE	-49%	LUNC	-81%

Category Performance

Category	7d	30d	90d	180d	365d	Ecosystem	7d	30d	90d	180d	365d
Lending	9%	12%	17%	-4%	-25%	Tron	5%	9%	7%	2%	10%
IoT/Data/Comp.	3%	6%	-3%	-28%	-38%	BSC	6%	2%	-15%	-26%	-9%
Currency	3%	1%	6%	1%	8%	Polkadot	4%	0%	-14%	-37%	-30%
DEX	4%	-1%	-6%	-33%	-28%	Polygon	5%	0%	-15%	-33%	-17%
CEXs	2%	-1%	-9%	-22%	-13%	Avalanche	7%	-1%	5%	-18%	-19%
Smart Contract	3%	-2%	-11%	-32%	-36%	Ethereum	5%	-1%	-2%	-21%	-7%
Privacy	4%	-2%	-9%	-39%	-42%	Cosmos	5%	-6%	-4%	-2%	37%
Scaling	6%	-3%	-20%	-50%	-29%	Solana	5%	-7%	0%	-16%	-31%
Other DeFi	1%	-3%	-10%	-22%	12%						
Meme	1%	-5%	-21%	-43%	5%						
Gaming/Entertai	6%	-8%	-14%	-44%	-58%						

DeFi



Trading Volume

Aggregate Volumes by Product, \$b					Top Derivatives Exchanges, \$m and bps					Top Spot Exchanges, \$m		
Product	1d	7d	30d	O/I	Exchange	1d Vol	O/I	Mkr	Tkr	Exchange	Score	1d Vol
Spot	15	99	372	n/a	Binance	27,398	7,649	2.0	4.0	Binance	9.9	4,595
Perpetuals	86	753	2,790	159	Bybit	7,988	4,528	2.0	5.5	Coinbase	8.6	792
Futures	0	2	8	1	OKX	10,367	3,199	2.0	5.0	Kraken	8.3	445
Options	1	5	23	n/a	KuCoin	1,115	1,097	2.0	6.0	KuCoin	7.4	229

Daily Spot Volume, Top 100 Tokens Last 20d, \$b				Top Volume, 1d, \$m		Top Volume, %20d Avg		Low Volume, %20d Avg	
				USDT	20,039	OKB	224%	STETH	23%
				BTC	13,223	XEC	165%	RETH	42%
				ETH	4,693	RUNE	160%	TWT	42%
				USDC	3,097	MNT	145%	TUSD	48%
				XRP	1,048	LINK	145%	HBAR	58%

Traditional Finance

Global Equity Markets							SPX vs. BTC, LTM	
	US	USGrwth	UK	Germany	Japan	HK		
1D	0%	0%	1%	1%	-1%	0%	40,000	8,000
7D	0%	-1%	2%	1%	1%	-1%	30,000	6,000
90D	2%	1%	1%	-4%	1%	-11%	20,000	4,000
365D	15%	28%	16%	28%	23%	-12%	10,000	2,000

10-Year Treasury Yields							Commodities & FX					
	US	Brazil	UK	Germany	Japan	HK	Last	WTI	Gas	Gold	USD/EUR	USD/JPY
Last	4.33%	11.35%	4.29%	2.71%	0.71%	4.03%	Last	89.6	2.71	1,954	0.93	147.8
1d Chg	-0.04	-0.01	-0.05	-0.03	-0.02	-0.06	1d % Chg	-1.0%	-4.7%	0.0%	-0.3%	0.0%

Volatility

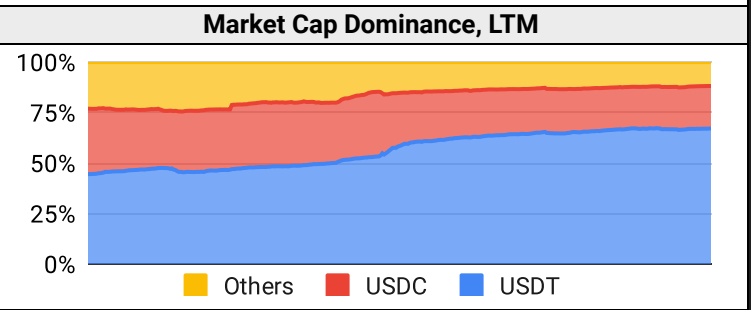
Annualized Volatility							Rolling 3M Annualized Volatility, LTM					
	BTC	ETH	BNB	XRP	ADA	DOGE						
30D	35%	32%	27%	34%	31%	28%	120%	80%	40%	0%		
90D	31%	34%	33%	158%	66%	53%						
180D	37%	40%	40%	117%	61%	62%						
365D	46%	56%	51%	102%	66%	89%						

Correlations

Intra-Crypto Correlations, LTM							Rolling 3M Correlations, LTM					
	BTC	ETH	BNB	XRP	ADA	DOGE						
BTC							0.80	vs. US Equities	0.40	0.00		
ETH	0.89							vs. BTC	1.00	0.20		
BNB	0.74	0.75										
XRP	0.50	0.57	0.45									
ADA	0.74	0.80	0.70	0.70								
DOGE	0.58	0.66	0.55	0.39	0.60							

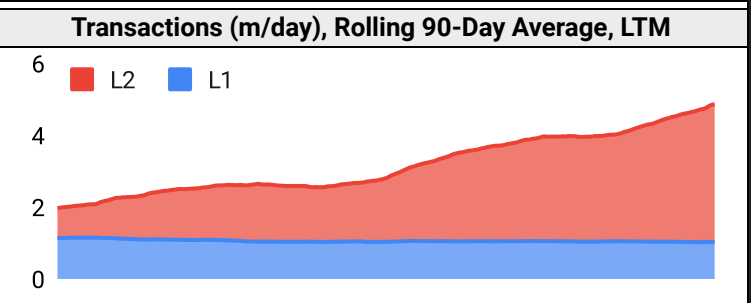
Stablecoins

Stablecoin Market Size and Volume, \$m				
Ticker	Price	1d Vol	20d Avg Vol	Market Cap
USDT	1.00	20,039	18,819	83,171
USDC	1.00	3,097	2,665	26,018
DAI	1.00	108	80	5,347
TUSD	1.00	386	803	3,102
BUSD	1.00	738	753	2,459
USDD	1.00	18	19	725



Ethereum Mainnet & Layer 2s

Mainnet & Layer 2 Transactions (m/day) and L2 TVL (\$m)				
Network	1d	30d Avg	TVL	Tech Type
Ethereum	1.0	1.0	-	Mainnet
zkSync Era	1.1	1.0	414	ZKR
Base	1.1	0.7	535	ORU
Starknet	0.6	0.6	146	ZKR
Arbitrum One	0.6	0.5	5,670	ORU
OP Mainnet	0.3	0.3	2,650	ORU
Immutable X	0.2	0.2	87	App-specific Validium
Mantle	0.2	0.2	88	Optimium
dYdX	0.2	0.2	344	App-specific ZKR
Linea	0.1	0.1	53	ZKR



Layer 2 Token Performance & Market Cap (\$m)					
	MATIC	MNT	OP	ARB	IMX
30d Return	-4%	-5%	-9%	-16%	-11%
Market Cap	5,010	1,300	1,100	1,070	626

NFTs and DAOs

NFT Collection Stats (in ETH)					
Collection	Floor	Listings	3M Ret.	3M Vol	Market Cap
CryptoPunks	45.3	1,086	-8%	27,438	453,000
Bored Ape	25.2	482	-31%	182,748	251,500
Autoglyphs	199.0	6	0%	712	101,888
Squiggle	10.0	226	-6%	3,300	99,940
Mutant Ape	4.9	639	-30%	100,400	95,252
Fidenza	65.0	35	-14%	1,153	64,935
The Sandbox	0.3	351	-15%	405	45,821
Azuki	3.8	430	-77%	125,489	37,980
Pudgy Penguins	4.3	437	-3%	19,325	37,951
Decentraland	0.4	139	-20%	109	34,327

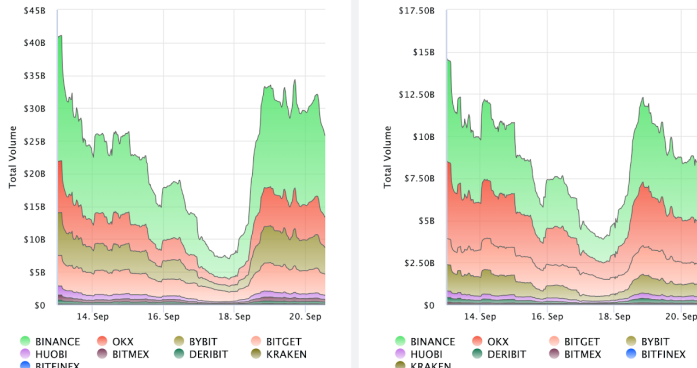
DAO Treasury Amount (\$m) and Composition					
DAO	Treasury	Stables	BTC/ETH	Own Tokens	Other
Mantle	3,103	8%	14%	39%	38%
Arbitrum	2,957	0%	0%	100%	0%
Uniswap	1,842	0%	0%	100%	0%
Optimism	1,262	0%	0%	100%	0%
ENS	577	3%	5%	92%	0%
Ethereum	516	0%	100%	0%	0%
Golem	282	0%	96%	4%	0%
Volta Club	255	58%	0%	9%	33%
Lido	236	3%	25%	72%	0%
Stargate	209	19%	0%	80%	1%

Crypto News

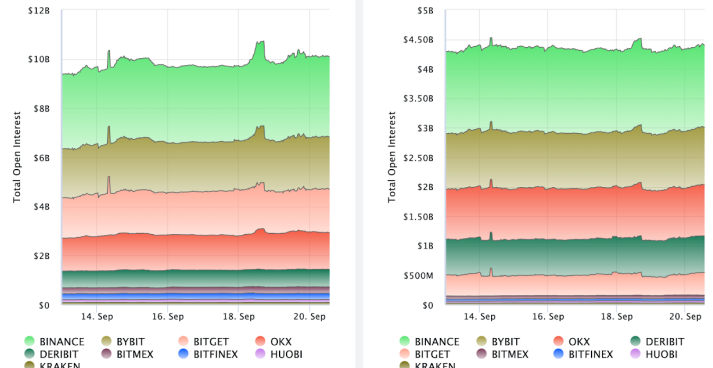
- [Grayscale officially abandons post-Merge PoW Ethereum tokens - Cointelegraph](#)
- [Stanford to return millions in crypto donations from FTX - Cointelegraph](#)
- [Brazilian lawmakers seek to add crypto to debtors' protected assets list - Cointelegraph](#)
- [Crypto makes up 70% of South Korea's reported overseas assets: Tax agency - Cointelegraph](#)
- [Former Deutsche Bank exec pleads guilty over 'R3 Crypto Fund' scheme - Cointelegraph](#)
- [Celsius creditors flag renewed phishing attacks ahead of bankruptcy plan - Cointelegraph](#)
- [Criminals more reliant on cross-chain bridges than ever after mixer crackdowns - Cointelegraph](#)
- [DeFi protocol Balancer frontend is under attack, \\$238K crypto stolen - Cointelegraph](#)
- [Philippines SEC teams up with US counterpart to combat crypto fraud - Cointelegraph](#)

Crypto Futures

Futures Volume (BTC LHS ; ETH RHS), 1d



Futures Open Interest (BTC LHS ; ETH RHS)



Volume Weighted Funding Rate (BTC LHS ; ETH RHS), 1d

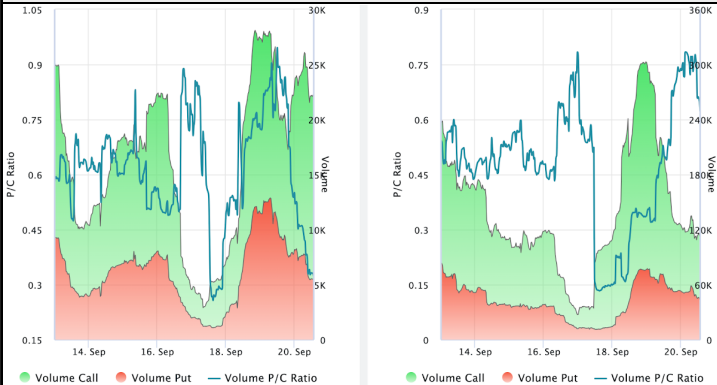


Liquidations (BTC LHS ; ETH RHS), 1d

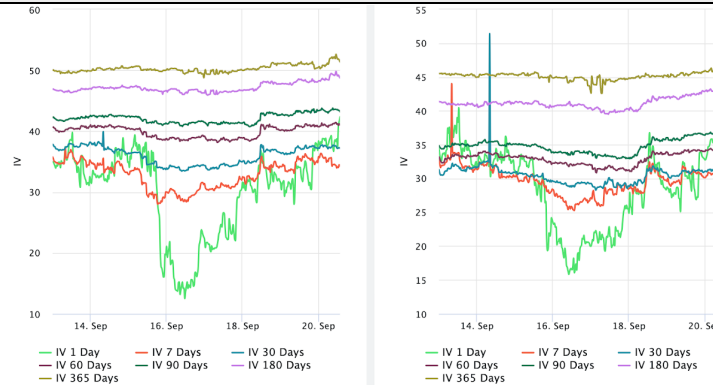


Crypto Options

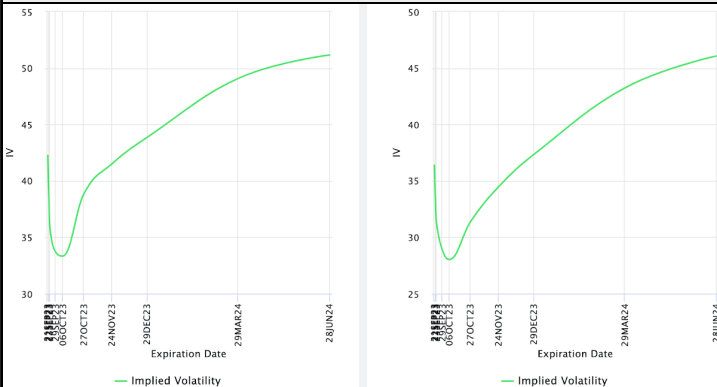
Options Volume & Put/Call Ratio (BTC LHS ; ETH RHS), 1d



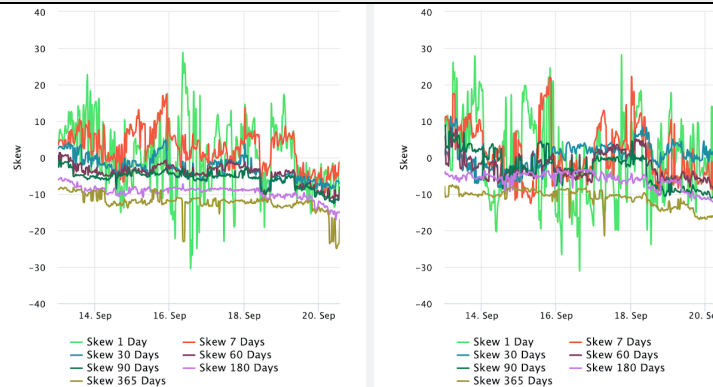
ATM Implied Volatility (BTC LHS ; ETH RHS)



ATM Implied Vol Term Structure (BTC LHS ; ETH RHS)



25 Delta Skew (BTC LHS ; ETH RHS)



About GSR

GSR is a global leader in digital asset trading, market making, OTC derivatives, and investments. We operate in a culture of excellence and leverage our first-rate reputation, deep relationships and proprietary trading technology to move swiftly and capitalize on market opportunities.

GSR's experienced team brings together decades of institutional trading expertise, while our industry-leading proprietary technology stack anchors everything we do.

Our main service areas are: market making; proprietary and algorithmic trading; client execution; structured products; risk management solutions; and portfolio investments.

For more information or if we can help with anything, please see gsr.io or contact us at gsr@gsr.io.

Follow GSR for more content: [Twitter](#) [Telegram](#) [LinkedIn](#)

Authors

Matt Kunke, Research Analyst [Twitter](#) [Telegram](#) [LinkedIn](#)
Brian Rudick, Senior Strategist [Twitter](#) [Telegram](#) [LinkedIn](#)

Required Disclosures

This material is provided by GSR (the "Firm") solely for informational purposes, is intended only for sophisticated, institutional investors and does not constitute an offer or commitment, a solicitation of an offer or commitment, or any advice or recommendation, to enter into or conclude any transaction (whether on the terms shown or otherwise), or to provide investment services in any state or country where such an offer or solicitation or provision would be illegal. The Firm is not and does not act as an advisor or fiduciary in providing this material.

This material is not a research report, and not subject to any of the independence and disclosure standards applicable to research reports prepared pursuant to FINRA or CFTC research rules. This material is not independent of the Firm's proprietary interests, which may conflict with the interests of any counterparty of the Firm. The Firm trades instruments discussed in this material for its own account, may trade contrary to the views expressed in this material, and may have positions in other related instruments.

Information contained herein is based on sources considered to be reliable, but is not guaranteed to be accurate or complete. Any opinions or estimates expressed herein reflect a judgment made by the author(s) as of the date of publication, and are subject to change without notice. Trading and investing in digital assets involves significant risks including price volatility and illiquidity and may not be suitable for all investors. The Firm is not liable whatsoever for any direct or consequential loss arising from the use of this material. Copyright of this material belongs to GSR. Neither this material nor any copy thereof may be taken, reproduced or redistributed, directly or indirectly, without prior written permission of GSR.

Notes & Sources

All options data is based on Deribit and derivatives graphics are from Laevidas. Market returns are based on price returns for the following ETFs: VOO, QQQ, EWU, EWG, EWJ, and EWH. Onchain volumes are not considered and thus certain token volumes may be understated (e.g., stETH).

CoinGecko	Santiment	DefiLlama	CoinMarketCap	Laevidas
L2Beat	Google Finance	TradingView	Deribit	WorldCoinIndex
Cryptorank	Investing.com	NFT Price Floor	CryptoSlate	