

Crypto Leaderboard

Rank	Name	Ticker	Price	24h	7d	30d	24h Vol \$m	MC \$m	1-Year Chart
1	Bitcoin	BTC	\$26,449	-3%	0%	2%	15,166	515,546	
2	Ethereum	ETH	\$1,578	-3%	-3%	-3%	10,615	189,858	
3	Tether	USDT	\$1.00	0%	0%	0%	22,020	83,343	
4	BNB	BNB	\$210	-3%	-1%	0%	530	32,339	
5	XRP	XRP	\$0.50	-2%	4%	-3%	914	26,807	
6	USD Coin	USDC	\$1.00	0%	0%	0%	6,068	25,959	
7	Lido stETH	STETH	\$1,577	-3%	-3%	-3%	6	13,721	
8	Dogecoin	DOGE	\$0.06	-1%	0%	-2%	297	8,690	
9	Cardano	ADA	\$0.25	-3%	-1%	-4%	124	8,679	
10	Toncoin	TON	\$2.38	-5%	27%	72%	46	8,183	

Top & Bottom Performers - Top 100 Tokens

24h		7 Days		30 Days		90 Days		365 Days	
IMX	22%	IMX	31%	TON	72%	RLB	423%	RLB	5020%
ALGO	4%	TON	27%	MKR	25%	RUNE	84%	KAS	979%
NEXO	2%	AAVE	15%	KAS	19%	KAS	80%	INJ	383%
ATOM	2%	MKR	12%	RNDR	16%	MKR	79%	RNDR	250%
XEC	-6%	GALA	-8%	KLAY	-20%	SUI	-45%	FLOW	-73%
TKX	-6%	TKX	-9%	RLB	-24%	RPL	-47%	CHZ	-75%
KAS	-6%	MIOTA	-12%	APE	-26%	GALA	-49%	LUNC	-80%
RLB	-9%	RLB	-23%	GALA	-31%	APE	-51%	APE	-81%

Category Performance

Category	7d	30d	90d	180d	365d	Ecosystem	7d	30d	90d	180d	365d
Lending	7%	14%	13%	-3%	-24%	Tron	0%	6%	1%	0%	12%
IoT/Data/Comp.	1%	5%	-10%	-29%	-38%	BSC	3%	1%	-19%	-25%	-8%
Currency	0%	1%	-6%	-2%	8%	Polkadot	1%	0%	-19%	-37%	-29%
Privacy	2%	-1%	-17%	-40%	-41%	Polygon	2%	-1%	-20%	-32%	-16%
CEXs	2%	-2%	-11%	-21%	-11%	Ethereum	3%	-1%	-6%	-22%	-6%
DEX	1%	-2%	-11%	-33%	-27%	Avalanche	4%	-2%	-1%	-18%	-19%
Smart Contract	0%	-2%	-16%	-32%	-36%	Cosmos	1%	-5%	-8%	-1%	41%
Scaling	1%	-5%	-26%	-50%	-30%	Solana	1%	-8%	-6%	-17%	-29%
Meme	0%	-5%	-24%	-43%	5%						
Other DeFi	-1%	-6%	-13%	-20%	13%						
Gaming/Entertai	1%	-9%	-20%	-45%	-58%						

DeFi

Total Value Locked, LTM, \$b	Top TVL By Protocol, \$b	DefiPulse Index, LTM

Trading Volume

Aggregate Volumes by Product, \$b					Top Derivatives Exchanges, \$m and bps					Top Spot Exchanges, \$m		
Product	1d	7d	30d	O/I	Exchange	1d Vol	O/I	Mkr	Tkr	Exchange	Score	1d Vol
Spot	17	93	367	n/a	Binance	31,882	7,705	2.0	4.0	Binance	9.9	5,392
Perpetuals	137	695	2,770	160	Bybit	9,956	4,469	2.0	5.5	Coinbase	8.6	900
Futures	0	2	8	1	OKX	12,346	3,112	2.0	5.0	Kraken	8.3	577
Options	1	5	23	n/a	KuCoin	1,340	1,085	2.0	6.0	Bybit	7.4	1,074

Daily Spot Volume, Top 100 Tokens Last 20d, \$b				Top Volume, 1d, \$m		Top Volume, %20d Avg		Low Volume, %20d Avg	
				USDT	22,492	IMX	1259%	STETH	38%
				BTC	14,115	XEC	498%	USDP	44%
				ETH	5,961	EGLD	414%	XDC	45%
				USDC	3,202	LUNC	299%	TUSD	51%
				XRP	1,051	BTT	280%	RETH	56%

Traditional Finance

Global Equity Markets							SPX vs. BTC, LTM	
	US	USGrwth	UK	Germany	Japan	HK		
1D	-1%	-1%	0%	-1%	-1%	-1%		
7D	-3%	-5%	-1%	-1%	-2%	-3%		
90D	0%	-1%	1%	-4%	1%	-10%		
365D	15%	27%	16%	28%	22%	-13%		

10-Year Treasury Yields							Commodities & FX					
	US	Brazil	UK	Germany	Japan	HK		WTI	Gas	Gold	USD/EUR	USD/JPY
Last	4.49%	11.33%	4.35%	2.76%	0.74%	4.13%	Last	90.6	2.74	1,935	0.94	147.9
1d Chg	0.15	0.01	0.14	0.06	-0.01	-0.06	1d % Chg	1.1%	0.2%	-1.6%	0.2%	-0.3%

Volatility

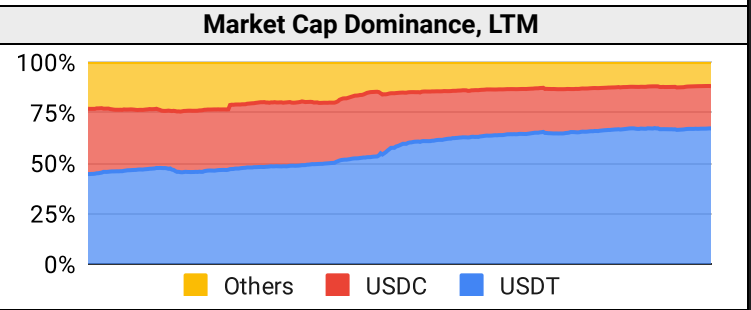
Annualized Volatility							Rolling 3M Annualized Volatility, LTM			
	BTC	ETH	BNB	XRP	DOGE	ADA				
30D	36%	33%	28%	36%	28%	31%				
90D	31%	34%	33%	158%	52%	66%				
180D	37%	40%	40%	117%	62%	61%				
365D	46%	56%	51%	102%	89%	66%				

Correlations

Intra-Crypto Correlations, LTM							Rolling 3M Correlations, LTM				
	BTC	ETH	BNB	XRP	DOGE	ADA					
BTC											
ETH	0.89										
BNB	0.74	0.76									
XRP	0.50	0.56	0.45								
DOGE	0.57	0.66	0.55	0.39							
ADA	0.74	0.80	0.70	0.70	0.60						

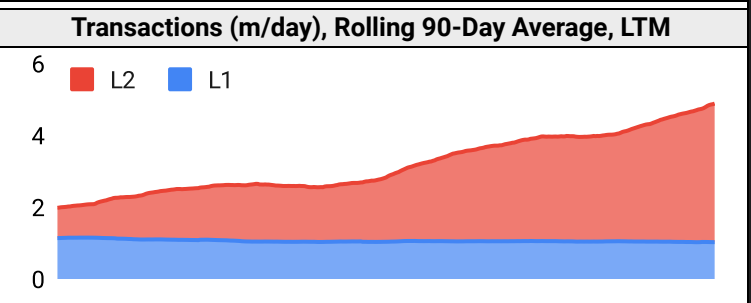
Stablecoins

Stablecoin Market Size and Volume, \$m				
Ticker	Price	1d Vol	20d Avg Vol	Market Cap
USDT	1.00	22,492	18,712	83,190
USDC	1.00	3,202	2,658	25,931
DAI	1.00	88	77	5,340
TUSD	1.00	357	702	3,267
BUSD	1.00	818	740	2,433
USDD	1.00	18	19	725



Ethereum Mainnet & Layer 2s

Mainnet & Layer 2 Transactions (m/day) and L2 TVL (\$m)				
Network	1d	30d Avg	TVL	Tech Type
Ethereum	1.0	1.0	-	Mainnet
zkSync Era	1.0	1.0	426	ZKR
Base	0.9	0.7	532	ORU
Starknet	0.6	0.6	130	ZKR
Arbitrum One	0.6	0.5	5,600	ORU
OP Mainnet	0.3	0.3	2,560	ORU
Immutable X	0.2	0.2	100	App-specific Validium
Mantle	0.2	0.2	88	Optimium
dYdX	0.2	0.2	341	App-specific ZKR
Linea	0.1	0.1	53	ZKR



Layer 2 Token Performance & Market Cap (\$m)

	MATIC	MNT	OP	ARB	IMX
30d Return	-2%	-7%	-16%	-18%	11%
Market Cap	4,910	1,270	1,040	1,040	759

NFTs and DAOs

NFT Collection Stats (in ETH)					
Collection	Floor	Listings	3M Ret.	3M Vol	Market Cap
CryptoPunks	46.5	1,078	-3%	27,178	464,890
Bored Ape	24.2	484	-33%	179,582	241,500
Autoglyphs	199.0	6	0%	712	101,888
Squiggle	10.0	223	-6%	3,302	99,940
Mutant Ape	4.8	650	-29%	98,551	94,434
Fidenza	52.3	35	-31%	1,170	52,248
The Sandbox	0.3	384	-16%	403	44,166
Pudgy Penguins	4.6	434	8%	19,568	40,734
Azuki	3.8	423	-76%	122,904	38,490
Decentraland	0.4	128	40%	110	34,327

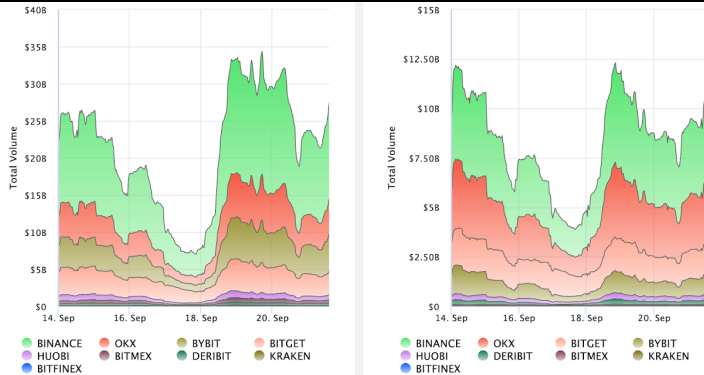
DAO Treasury Amount (\$m) and Composition					
DAO	Treasury	Stables	BTC/ETH	Own Tokens	Other
Mantle	3,086	8%	14%	39%	38%
Arbitrum	2,888	0%	0%	100%	0%
Uniswap	1,800	0%	0%	100%	0%
Optimism	1,198	0%	0%	100%	0%
ENS	572	3%	5%	92%	0%
Ethereum	505	0%	100%	0%	0%
Golem	276	0%	96%	4%	0%
Volta Club	253	58%	0%	9%	33%
Lido	231	3%	25%	72%	0%
Stargate	207	18%	0%	81%	1%

Crypto News

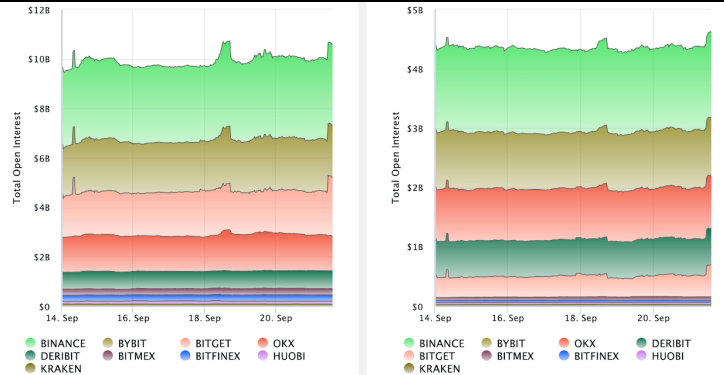
- [Mining pool ViaBTC controls over 51% of Zcash hash rate - Blockworks](#)
- [eToro secures crypto registration in Cyprus to expand in EU - Cointelegraph](#)
- [Friend.tech look-alike 'Alpha' emerges on Bitcoin network - Cointelegraph](#)
- [Crypto payment firm Alchemy Pay wins money transmitter license in US - Cointelegraph](#)
- [Busan is developing an Ethereum-compatible mainnet to become a 'blockchain city' - Cointelegraph](#)
- [Phishing victim sends eye-watering \\$4.5M in USDT to scammer - Cointelegraph](#)
- [Optimism to sell \\$160M in OP tokens to 7 purchasers via private sale - Cointelegraph](#)
- [UK politicians don metaverse avatars as they share Web3 roadmap - Cointelegraph](#)
- [Breaking: Mt. Gox trustee changes repayment deadline to October 2024 - Cointelegraph](#)

Crypto Futures

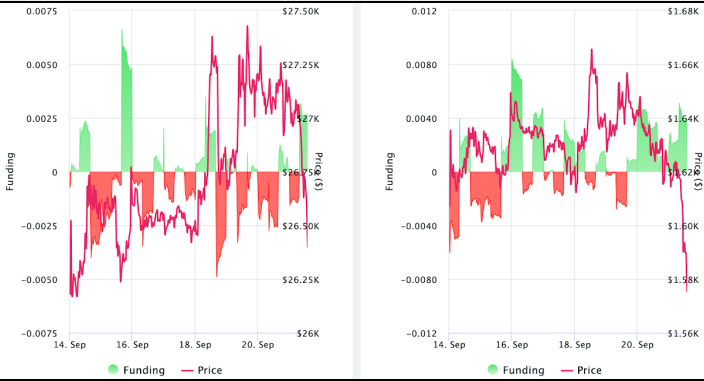
Futures Volume (BTC LHS ; ETH RHS), 1d



Futures Open Interest (BTC LHS ; ETH RHS)



Volume Weighted Funding Rate (BTC LHS ; ETH RHS), 1d

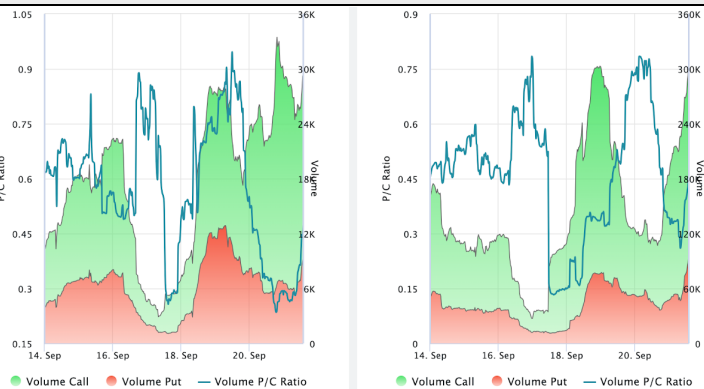


Liquidations (BTC LHS ; ETH RHS), 1d

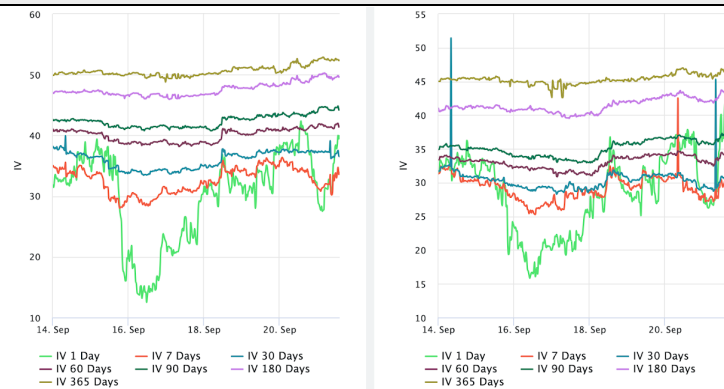


Crypto Options

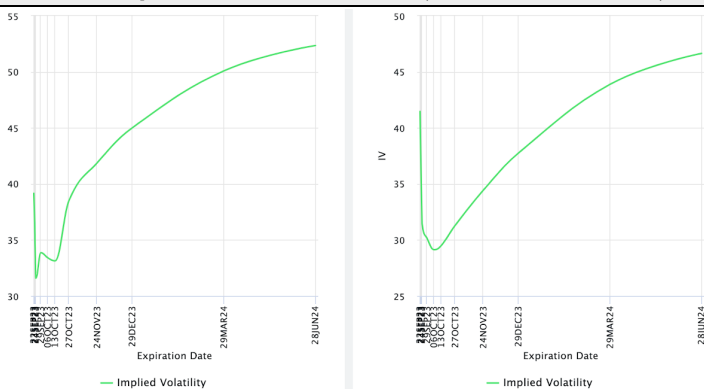
Options Volume & Put/Call Ratio (BTC LHS ; ETH RHS), 1d



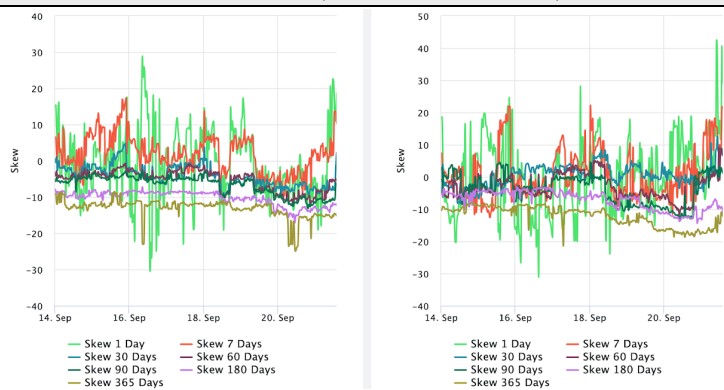
ATM Implied Volatility (BTC LHS ; ETH RHS)



ATM Implied Vol Term Structure (BTC LHS ; ETH RHS)



25 Delta Skew (BTC LHS ; ETH RHS)



About GSR

GSR is a global leader in digital asset trading, market making, OTC derivatives, and investments. We operate in a culture of excellence and leverage our first-rate reputation, deep relationships and proprietary trading technology to move swiftly and capitalize on market opportunities.

GSR's experienced team brings together decades of institutional trading expertise, while our industry-leading proprietary technology stack anchors everything we do.

Our main service areas are: market making; proprietary and algorithmic trading; client execution; structured products; risk management solutions; and portfolio investments.

For more information or if we can help with anything, please see gsr.io or contact us at gsr@gsr.io.

Follow GSR for more content: [Twitter](#) [Telegram](#) [LinkedIn](#)

Authors

Matt Kunke, Research Analyst [Twitter](#) [Telegram](#) [LinkedIn](#)
Brian Rudick, Senior Strategist [Twitter](#) [Telegram](#) [LinkedIn](#)

Required Disclosures

This material is provided by GSR (the "Firm") solely for informational purposes, is intended only for sophisticated, institutional investors and does not constitute an offer or commitment, a solicitation of an offer or commitment, or any advice or recommendation, to enter into or conclude any transaction (whether on the terms shown or otherwise), or to provide investment services in any state or country where such an offer or solicitation or provision would be illegal. The Firm is not and does not act as an advisor or fiduciary in providing this material.

This material is not a research report, and not subject to any of the independence and disclosure standards applicable to research reports prepared pursuant to FINRA or CFTC research rules. This material is not independent of the Firm's proprietary interests, which may conflict with the interests of any counterparty of the Firm. The Firm trades instruments discussed in this material for its own account, may trade contrary to the views expressed in this material, and may have positions in other related instruments.

Information contained herein is based on sources considered to be reliable, but is not guaranteed to be accurate or complete. Any opinions or estimates expressed herein reflect a judgment made by the author(s) as of the date of publication, and are subject to change without notice. Trading and investing in digital assets involves significant risks including price volatility and illiquidity and may not be suitable for all investors. The Firm is not liable whatsoever for any direct or consequential loss arising from the use of this material. Copyright of this material belongs to GSR. Neither this material nor any copy thereof may be taken, reproduced or redistributed, directly or indirectly, without prior written permission of GSR.

Notes & Sources

All options data is based on Deribit and derivatives graphics are from Laevidas. Market returns are based on price returns for the following ETFs: VOO, QQQ, EWU, EWG, EWJ, and EWH. Onchain volumes are not considered and thus certain token volumes may be understated (e.g., stETH).

CoinGecko	Santiment	DefiLlama	CoinMarketCap	Laevidas
L2Beat	Google Finance	TradingView	Deribit	WorldCoinIndex
Cryptorank	Investing.com	NFT Price Floor	CryptoSlate	