

Crypto Leaderboard

Rank	Name	Ticker	Price	24h	7d	30d	24h Vol \$m	MC \$m	1-Year Chart
1	Bitcoin	BTC	\$26,592	1%	1%	1%	9,121	518,347	
2	Ethereum	ETH	\$1,595	1%	-2%	-5%	5,506	191,842	
3	Tether	USDT	\$1.00	0%	0%	0%	15,191	83,170	
4	BNB	BNB	\$210	0%	-1%	-3%	282	32,359	
5	XRP	XRP	\$0.51	2%	4%	-4%	612	27,188	
6	USD Coin	USDC	\$1.00	0%	0%	0%	4,067	25,730	
7	Lido stETH	STETH	\$1,595	1%	-2%	-4%	4	13,879	
8	Dogecoin	DOGE	\$0.06	0%	0%	-3%	146	8,686	
9	Cardano	ADA	\$0.24	-1%	-2%	-9%	108	8,560	
10	Solana	SOL	\$19.6	1%	4%	-10%	200	8,082	

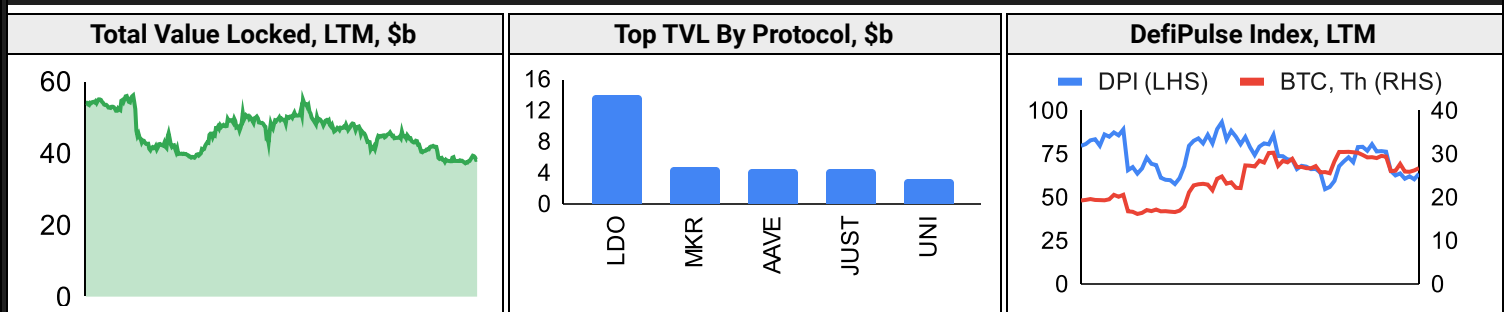
Top & Bottom Performers - Top 100 Tokens

24h		7 Days		30 Days		90 Days		365 Days	
XRD	11%	IMX	31%	TON	61%	RLB	394%	RLB	5452%
LUNC	9%	TON	17%	MKR	20%	MKR	90%	KAS	945%
CRV	6%	AAVE	17%	KAS	16%	KAS	86%	INJ	369%
ARB	3%	XRD	13%	IMX	14%	RUNE	82%	RNDR	240%
DYDX	-2%	GALA	-8%	APE	-25%	SUI	-41%	FLOW	-74%
EGLD	-3%	XDC	-9%	SUI	-27%	RPL	-46%	LUNC	-77%
TON	-3%	MIOTA	-9%	RLB	-32%	APE	-48%	CHZ	-78%
RLB	-7%	RLB	-31%	GALA	-34%	GALA	-50%	APE	-81%

Category Performance

Category	7d	30d	90d	180d	365d	Ecosystem	7d	30d	90d	180d	365d
Lending	2%	10%	15%	-5%	-30%	Tron	0%	4%	3%	0%	10%
IoT/Data/Comp.	-3%	4%	-10%	-30%	-41%	BSC	2%	0%	-18%	-26%	-11%
Currency	-2%	-1%	-8%	-3%	1%	Polkadot	0%	-2%	-18%	-38%	-32%
CEXs	2%	-2%	-9%	-21%	-14%	Polygon	0%	-2%	-19%	-33%	-19%
Privacy	-1%	-2%	-17%	-40%	-44%	Ethereum	0%	-2%	-3%	-23%	-10%
DEX	-1%	-3%	-10%	-35%	-30%	Avalanche	0%	-4%	0%	-19%	-24%
Smart Contract	-1%	-4%	-18%	-33%	-38%	Cosmos	-1%	-7%	-8%	-3%	36%
Scaling	1%	-5%	-26%	-51%	-33%	Solana	1%	-9%	-6%	-17%	-31%
Other DeFi	-3%	-7%	-12%	-23%	8%						
Meme	-2%	-8%	-23%	-44%	1%						
Gaming/Entertai	0%	-9%	-19%	-44%	-60%						

DeFi



Trading Volume

Aggregate Volumes by Product, \$b					Top Derivatives Exchanges, \$m and bps					Top Spot Exchanges, \$m		
Product	1d	7d	30d	O/I	Exchange	1d Vol	O/I	Mkr	Tkr	Exchange	Score	1d Vol
Spot	13	94	370	n/a	Binance	19,713	7,760	2.0	4.0	Binance	9.9	3,672
Perpetuals	108	698	2,830	160	Bybit	5,698	4,483	2.0	5.5	Coinbase	8.6	574
Futures	0	2	8	1	OKX	7,848	3,162	2.0	5.0	Kraken	8.4	416
Options	1	6	23	n/a	KuCoin	750	1,107	2.0	6.0	Bybit	7.4	627

Daily Spot Volume, Top 100 Tokens Last 20d, \$b				Top Volume, 1d, \$m		Top Volume, %20d Avg		Low Volume, %20d Avg	
				USDT	17,814	IMX	425%	LUNC	6%
				BTC	11,676	XRD	153%	RETH	9%
				ETH	3,875	CRV	139%	USDP	32%
				USDC	2,744	RNDR	135%	HBAR	34%
				XRP	726	EGLD	126%	TUSD	34%

Traditional Finance

Global Equity Markets							SPX vs. BTC, LTM	
	US	USGrwth	UK	Germany	Japan	HK		
1D	-1%	-1%	-1%	-1%	-1%	1%	40,000	8,000
7D	-2%	-3%	-1%	-2%	-2%	0%	30,000	6,000
90D	0%	0%	1%	-4%	2%	-8%	20,000	4,000
365D	15%	28%	16%	28%	21%	-10%	10,000	2,000

10-Year Treasury Yields							Commodities & FX					
	US	Brazil	UK	Germany	Japan	HK	Last	WTI	Gas	Gold	USD/EUR	USD/JPY
Last	4.48%	11.41%	4.32%	2.76%	0.73%	4.16%	Last	91.3	2.64	1,946	0.94	148.3
1d Chg	0.00	0.01	0.02	0.01	-0.02	-0.06	1d % Chg	1.8%	1.3%	0.4%	0.1%	0.5%

Volatility

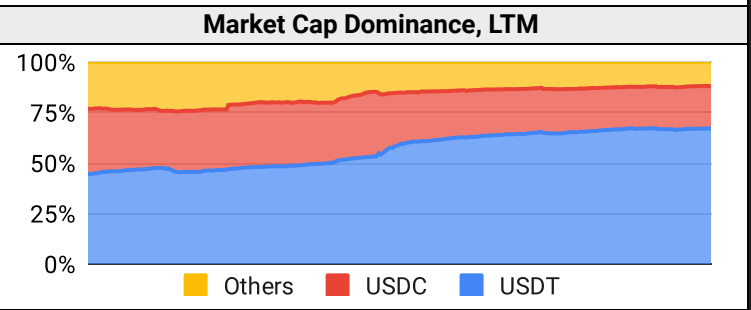
Annualized Volatility							Rolling 3M Annualized Volatility, LTM					
	BTC	ETH	BNB	XRP	DOGE	ADA						
30D	35%	31%	26%	35%	27%	28%	120%	80%	40%	0%		
90D	31%	34%	33%	158%	52%	66%						
180D	37%	40%	40%	117%	62%	61%						
365D	46%	56%	51%	100%	89%	66%						

Correlations

Intra-Crypto Correlations, LTM							Rolling 3M Correlations, LTM					
	BTC	ETH	BNB	XRP	DOGE	ADA						
BTC							0.80	vs. US Equities	0.80	vs. BTC	1.00	
ETH	0.89						0.74	0.40	1.00	1.00		
BNB	0.74	0.76					0.49	0.00	1.00	1.00		
XRP	0.49	0.56	0.45				0.57	0.00	1.00	1.00		
DOGE	0.57	0.66	0.55	0.39			0.74	0.20	1.00	1.00		
ADA	0.74	0.80	0.70	0.70	0.60				1.00	1.00		

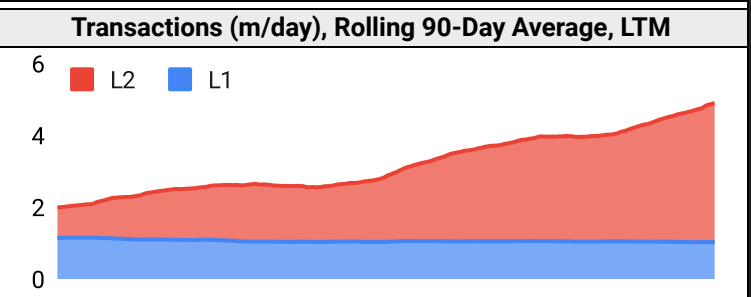
Stablecoins

Stablecoin Market Size and Volume, \$m				
Ticker	Price	1d Vol	20d Avg Vol	Market Cap
USDT	1.00	17,814	20,915	83,197
USDC	1.00	2,744	2,696	25,762
DAI	1.00	70	78	5,345
TUSD	1.00	225	659	3,508
BUSD	1.00	669	738	2,404
USDD	1.00	17	19	725



Ethereum Mainnet & Layer 2s

Mainnet & Layer 2 Transactions (m/day) and L2 TVL (\$m)				
Network	1d	30d Avg	TVL	Tech Type
Ethereum	1.1	1.0	-	Mainnet
zkSync Era	1.0	1.0	411	ZKR
Base	0.6	0.7	532	ORU
Starknet	0.6	0.6	144	ZKR
Arbitrum One	0.9	0.5	5,660	ORU
OP Mainnet	0.3	0.3	2,600	ORU
Immutable X	0.2	0.2	99	App-specific Validium
Mantle	0.3	0.2	87	Optimium
dYdX	0.2	0.2	338	App-specific ZKR
Linea	0.1	0.1	54	ZKR



Layer 2 Token Performance & Market Cap (\$m)

	MATIC	MNT	ARB	OP	IMX
30d Return	-5%	-6%	-15%	-16%	18%
Market Cap	4,840	1,280	1,070	1,040	770

NFTs and DAOs

NFT Collection Stats (in ETH)

Collection	Floor	Listings	3M Ret.	3M Vol	Market Cap
CryptoPunks	46.0	1,079	-6%	26,934	460,000
Bored Ape	24.0	498	-29%	174,110	240,000
Autoglyphs	199.0	6	0%	712	101,888
Squiggle	10.0	225	-5%	3,324	99,940
Mutant Ape	4.8	667	-28%	97,101	93,458
Fidenza	52.3	34	-28%	1,170	52,248
The Sandbox	0.3	397	-29%	399	42,548
Pudgy Penguins	4.5	429	5%	19,513	39,640
Azuki	3.8	431	-73%	120,685	37,800
Decentraland	0.4	128	-20%	111	34,327

DAO Treasury Amount (\$m) and Composition

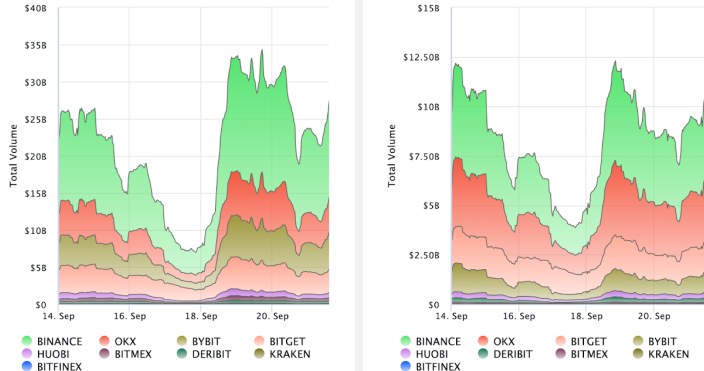
DAO	Treasury	Stables	BTC/ETH	Own Tokens	Other
Mantle	3,056	8%	14%	39%	39%
Arbitrum	2,961	0%	0%	100%	0%
Uniswap	1,800	0%	0%	100%	0%
Optimism	1,189	0%	0%	100%	0%
ENS	573	3%	5%	92%	0%
Ethereum	506	0%	100%	0%	0%
Golem	278	0%	96%	4%	0%
Volta Club	253	58%	0%	9%	33%
Lido	228	3%	26%	71%	0%
Stargate	212	18%	0%	81%	1%

Crypto News

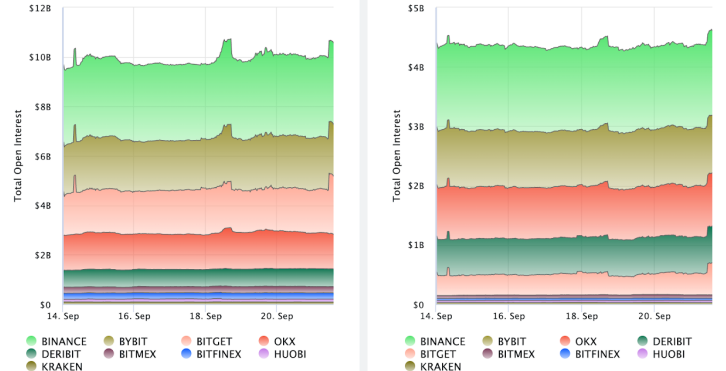
- [Tim Draper ventures forth as bear market bites - Blockworks](#)
- [Bankman-Fried's expert witnesses can't testify, judge says - Blockworks](#)
- [Nansen third-party vendor suffers security breach, user data affected - Cointelegraph](#)
- [Core Scientific seals \\$77M Bitmain deal for 27K Bitcoin mining rigs - Cointelegraph](#)
- [Crypto's Lehman moment: Investors buy \\$250M of FTX claims — Report - Cointelegraph](#)
- [India to develop dark net monitoring tool to combat crypto fraud: Report - Cointelegraph](#)
- [EU Parliament research recommends non-EU nations tighten crypto regulation - Cointelegraph](#)
- ['End of an era' — Consensys sunsets Truffle, Ganache amid shift to MetaMask Snaps - Cointelegraph](#)
- [Binance and CEO Changpeng Zhao ask court to dismiss SEC suit - Cointelegraph](#)

Crypto Futures

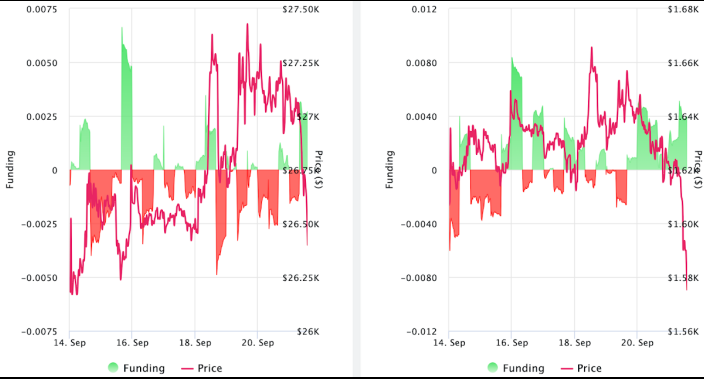
Futures Volume (BTC LHS ; ETH RHS), 1d



Futures Open Interest (BTC LHS ; ETH RHS)



Volume Weighted Funding Rate (BTC LHS ; ETH RHS), 1d

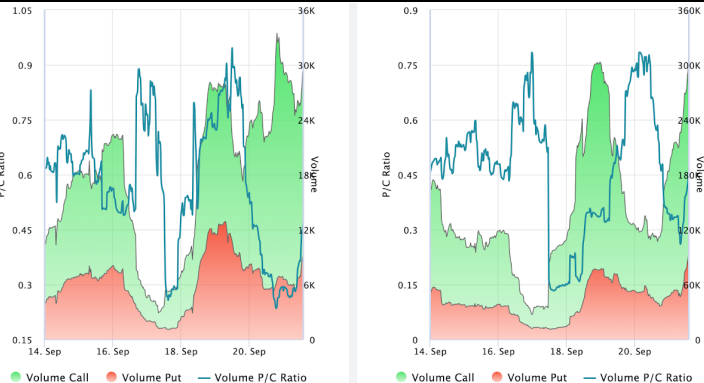


Liquidations (BTC LHS ; ETH RHS), 1d

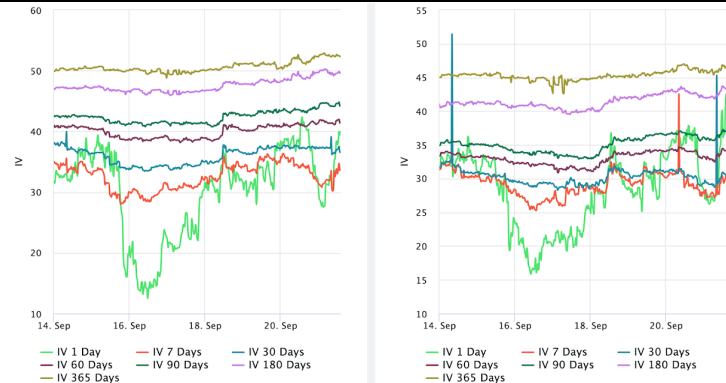


Crypto Options

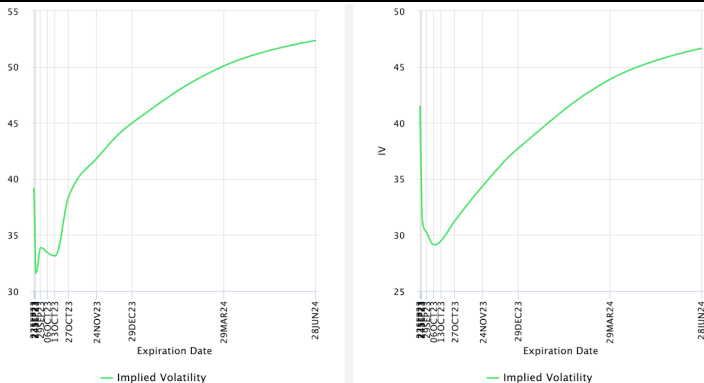
Options Volume & Put/Call Ratio (BTC LHS ; ETH RHS), 1d



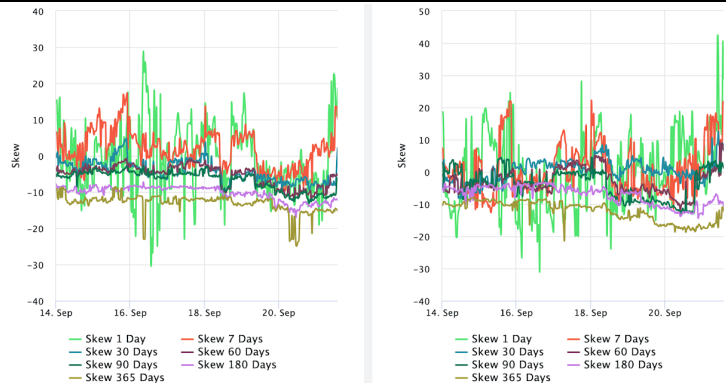
ATM Implied Volatility (BTC LHS ; ETH RHS)



ATM Implied Vol Term Structure (BTC LHS ; ETH RHS)



25 Delta Skew (BTC LHS ; ETH RHS)



About GSR

GSR is a global leader in digital asset trading, market making, OTC derivatives, and investments. We operate in a culture of excellence and leverage our first-rate reputation, deep relationships and proprietary trading technology to move swiftly and capitalize on market opportunities.

GSR's experienced team brings together decades of institutional trading expertise, while our industry-leading proprietary technology stack anchors everything we do.

Our main service areas are: market making; proprietary and algorithmic trading; client execution; structured products; risk management solutions; and portfolio investments.

For more information or if we can help with anything, please see gsr.io or contact us at gsr@gsr.io.

Follow GSR for more content: [Twitter](#) [Telegram](#) [LinkedIn](#)

Authors

Matt Kunke, Research Analyst [Twitter](#) [Telegram](#) [LinkedIn](#)
Brian Rudick, Senior Strategist [Twitter](#) [Telegram](#) [LinkedIn](#)

Required Disclosures

This material is provided by GSR (the "Firm") solely for informational purposes, is intended only for sophisticated, institutional investors and does not constitute an offer or commitment, a solicitation of an offer or commitment, or any advice or recommendation, to enter into or conclude any transaction (whether on the terms shown or otherwise), or to provide investment services in any state or country where such an offer or solicitation or provision would be illegal. The Firm is not and does not act as an advisor or fiduciary in providing this material.

This material is not a research report, and not subject to any of the independence and disclosure standards applicable to research reports prepared pursuant to FINRA or CFTC research rules. This material is not independent of the Firm's proprietary interests, which may conflict with the interests of any counterparty of the Firm. The Firm trades instruments discussed in this material for its own account, may trade contrary to the views expressed in this material, and may have positions in other related instruments.

Information contained herein is based on sources considered to be reliable, but is not guaranteed to be accurate or complete. Any opinions or estimates expressed herein reflect a judgment made by the author(s) as of the date of publication, and are subject to change without notice. Trading and investing in digital assets involves significant risks including price volatility and illiquidity and may not be suitable for all investors. The Firm is not liable whatsoever for any direct or consequential loss arising from the use of this material. Copyright of this material belongs to GSR. Neither this material nor any copy thereof may be taken, reproduced or redistributed, directly or indirectly, without prior written permission of GSR.

Notes & Sources

All options data is based on Deribit and derivatives graphics are from Laevidas. Market returns are based on price returns for the following ETFs: VOO, QQQ, EWU, EWG, EWJ, and EWH. Onchain volumes are not considered and thus certain token volumes may be understated (e.g., stETH).

CoinGecko	Santiment	DefiLlama	CoinMarketCap	Laevidas
L2Beat	Google Finance	TradingView	Deribit	WorldCoinIndex
Cryptorank	Investing.com	NFT Price Floor	CryptoSlate	