

Crypto Leaderboard

Rank	Name	Ticker	Price	24h	7d	30d	24h Vol \$m	MC \$m	1-Year Chart
1	Bitcoin	BTC	\$26,098	-2%	-5%	0%	7,279	508,786	
2	Ethereum	ETH	\$1,571	-2%	-6%	-4%	5,991	188,870	
3	Tether	USDT	\$1.00	0%	0%	0%	13,981	83,182	
4	BNB	BNB	\$208	-1%	-6%	-4%	371	32,007	
5	XRP	XRP	\$0.50	-3%	-1%	-5%	672	26,467	
6	USD Coin	USDC	\$1.00	0%	0%	0%	4,130	25,662	
7	Lido stETH	STETH	\$1,571	-2%	-6%	-4%	15	13,711	
8	Dogecoin	DOGE	\$0.06	-1%	-3%	-3%	161	8,571	
9	Cardano	ADA	\$0.24	-1%	-4%	-7%	101	8,541	
10	Solana	SOL	\$19.5	-1%	-2%	-4%	172	8,051	

Top & Bottom Performers - Top 100 Tokens

24h		7 Days		30 Days		90 Days		365 Days	
APT	7%	WEMIX	70%	WEMIX	95%	RLB	400%	RLB	4913%
IMX	3%	CRV	14%	TON	49%	MKR	85%	KAS	1166%
FXS	2%	IMX	13%	KAS	29%	RUNE	69%	INJ	291%
LINK	2%	XRD	8%	MKR	23%	KAS	67%	RNDR	227%
RLB	-3%	OP	-12%	APE	-21%	FTM	-40%	FLOW	-73%
SUI	-3%	RUNE	-14%	SUI	-25%	RPL	-44%	ALGO	-74%
WEMIX	-10%	XEC	-14%	GALA	-30%	GALA	-48%	CHZ	-77%
XRD	-11%	RLB	-28%	RLB	-44%	APE	-52%	APE	-80%

Category Performance

Category	7d	30d	90d	180d	365d	Ecosystem	7d	30d	90d	180d	365d
Lending	2%	9%	8%	-6%	-32%	Tron	0%	5%	2%	0%	12%
IoT/Data/Comp.	-1%	6%	-10%	-31%	-41%	Avalanche	0%	5%	-4%	-21%	-24%
CEXs	3%	2%	-11%	-20%	-12%	Polkadot	4%	4%	-16%	-36%	-29%
DEX	-1%	0%	-14%	-37%	-30%	BSC	2%	4%	-19%	-29%	-14%
Currency	-3%	-1%	-12%	-7%	2%	Polygon	2%	2%	-19%	-34%	-20%
Privacy	0%	-2%	-18%	-43%	-43%	Ethereum	2%	2%	-7%	-25%	-9%
Smart Contract	-1%	-3%	-17%	-35%	-37%	Cosmos	-3%	-3%	-9%	-6%	32%
Scaling	1%	-3%	-27%	-50%	-31%	Solana	-1%	-6%	-12%	-20%	-32%
Other DeFi	-3%	-5%	-14%	-27%	2%						
Meme	-2%	-6%	-22%	-44%	2%						
Gaming/Entertai	-1%	-7%	-21%	-46%	-59%						

DeFi

Total Value Locked, LTM, \$b	Top TVL By Protocol, \$b	DefiPulse Index, LTM

Trading Volume

Aggregate Volumes by Product, \$b					Top Derivatives Exchanges, \$m and bps					Top Spot Exchanges, \$m		
Product	1d	7d	30d	O/I	Exchange	1d Vol	O/I	Mkr	Tkr	Exchange	Score	1d Vol
Spot	13	91	352	n/a	Binance	21,935	7,775	2.0	4.0	Binance	9.9	3,997
Perpetuals	148	1,200	3,150	138	Bybit	6,496	4,482	2.0	5.5	Coinbase	8.5	613
Futures	0	2	8	1	OKX	9,026	3,106	2.0	5.0	Kraken	8.4	311
Options	1	5	21	n/a	KuCoin	849	1,098	2.0	6.0	Bybit	7.4	812

Daily Spot Volume, Top 100 Tokens Last 20d, \$b				Top Volume, 1d, \$m		Top Volume, %20d Avg		Low Volume, %20d Avg	
				USDT	18,040	WEMIX	458%	LUNC	3%
				BTC	11,719	APT	396%	USDP	19%
				ETH	4,483	CRV	332%	RETH	20%
				USDC	2,686	XRD	210%	TUSD	46%
				XRP	737	CBETH	189%	HBAR	46%

Traditional Finance

Global Equity Markets							SPX vs. BTC, LTM				
	US	USGrwth	UK	Germany	Japan	HK					
1D	0%	0%	0%	0%	0%	2%					
7D	-3%	-3%	-1%	-2%	-2%	0%					
90D	-1%	-2%	-1%	-5%	1%	-10%					
365D	18%	30%	24%	35%	26%	-9%					

10-Year Treasury Yields							Commodities & FX				
	US	Brazil	UK	Germany	Japan	HK					
Last	4.52%	11.42%	4.37%	2.81%	0.72%	4.19%					
1d Chg	0.08	0.01	0.12	0.07	-0.01	-0.06					

	WTI	Gas	Gold	USD/EUR	USD/JPY
Last	90.2	2.87	1,945	0.94	148.8
1d % Chg	0.2%	-0.4%	-0.1%	0.3%	0.3%

Volatility

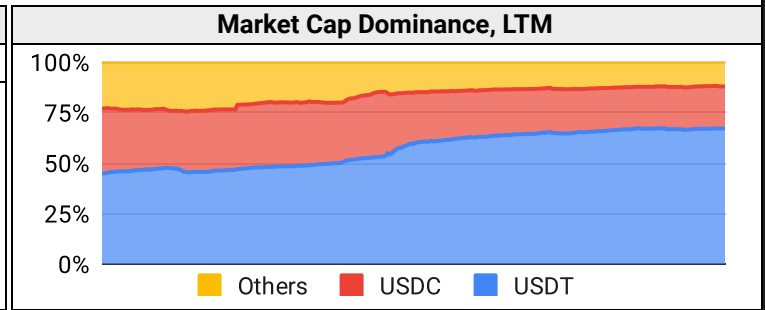
Annualized Volatility							Rolling 3M Annualized Volatility, LTM				
	BTC	ETH	BNB	XRP	DOGE	ADA					
30D	35%	31%	26%	34%	27%	28%					
90D	31%	33%	33%	158%	52%	65%					
180D	36%	39%	39%	116%	62%	59%					
365D	46%	56%	51%	100%	89%	66%					

Correlations

Intra-Crypto Correlations, LTM							Rolling 3M Correlations, LTM				
	BTC	ETH	BNB	XRP	DOGE	ADA					
BTC											
ETH	0.89										
BNB	0.74	0.76									
XRP	0.49	0.56	0.45								
DOGE	0.58	0.66	0.55	0.39							
ADA	0.74	0.80	0.70	0.70	0.60						

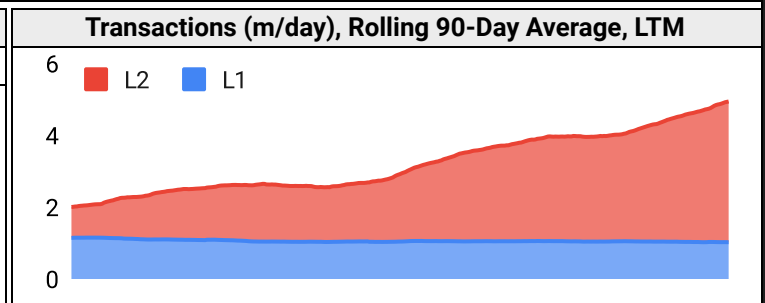
Stablecoins

Stablecoin Market Size and Volume, \$m				
Ticker	Price	1d Vol	20d Avg Vol	Market Cap
USDT	1.00	18,040	20,474	83,174
USDC	1.00	2,686	2,665	25,683
DAI	1.00	69	81	5,346
TUSD	1.00	206	452	3,505
BUSD	1.00	607	675	2,365
USDD	1.00	17	18	725



Ethereum Mainnet & Layer 2s

Mainnet & Layer 2 Transactions (m/day) and L2 TVL (\$m)				
Network	1d	30d Avg	TVL	Tech Type
zkSync Era	1.1	1.0	413	ZKR
Ethereum	0.9	1.0	-	Mainnet
Base	0.7	0.7	535	ORU
Starknet	0.7	0.7	150	ZKR
Arbitrum One	0.5	0.5	5,610	ORU
OP Mainnet	0.3	0.3	2,580	ORU
Mantle	0.4	0.2	87	Optimium
Immutable X	0.2	0.2	93	App-specific Validium
dYdX	0.1	0.2	339	App-specific ZKR
Linea	0.1	0.1	54	ZKR



Layer 2 Token Performance & Market Cap (\$m)

	MATIC	MNT	ARB	OP	IMX
30d Return	-6%	-10%	-14%	-16%	6%
Market Cap	4,770	1,260	1,030	1,000	711

NFTs and DAOs

NFT Collection Stats (in ETH)					
Collection	Floor	Listings	3M Ret.	3M Vol	Market Cap
CryptoPunks	45.5	1,085	1%	26,530	454,600
Bored Ape	24.0	478	-33%	164,257	239,690
Autoglyphs	199.0	6	0%	712	101,888
Squiggle	9.9	222	-6%	3,280	99,430
Mutant Ape	4.8	659	-33%	93,982	93,421
Fidenza	52.3	34	-28%	1,224	52,248
The Sandbox	0.3	347	-13%	395	42,548
Pudgy Penguins	4.6	425	15%	19,581	40,707
Azuki	3.8	426	-57%	110,979	38,210
Decentraland	0.4	128	-22%	111	34,327

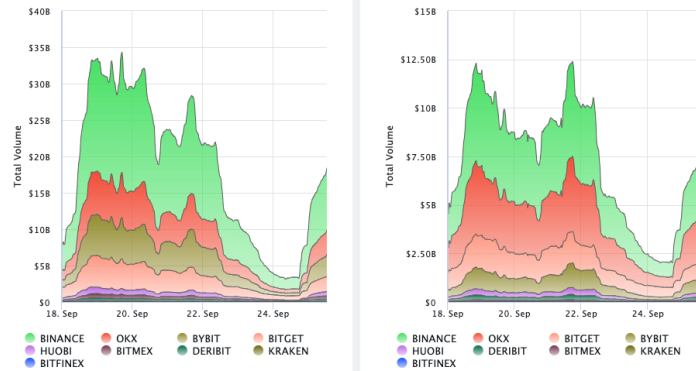
DAO Treasury Amount (\$m) and Composition					
DAO	Treasury	Stables	BTC/ETH	Own Tokens	Other
Mantle	3,013	8%	14%	39%	39%
Arbitrum	2,920	0%	0%	100%	0%
Uniswap	1,787	0%	0%	100%	0%
Optimism	1,152	0%	0%	100%	0%
ENS	567	3%	5%	92%	0%
Ethereum	500	0%	100%	0%	0%
Golem	274	0%	96%	4%	0%
Volta Club	255	58%	0%	9%	33%
Lido	226	3%	26%	71%	0%
Stargate	210	18%	0%	81%	1%

Crypto News

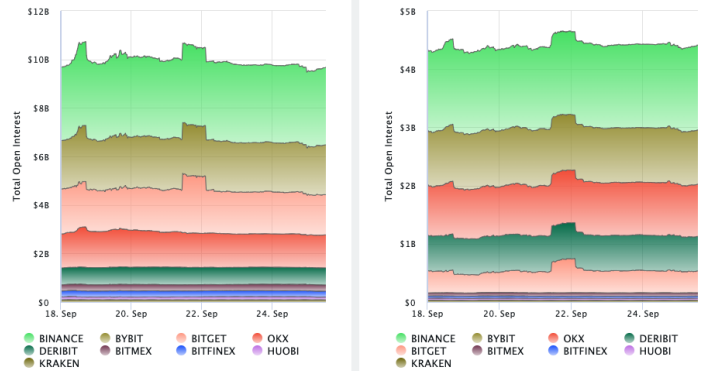
- [Crypto Traders Brace for Nearly \\$5B Bitcoin and Ether Options Expiry - CoinDesk](#)
- [Mixin Network Losses Nearly \\$200M in Hack - CoinDesk](#)
- [NFT Sales Doldrums: 30-Day Plunge Sees 34% Decline Amidst Chilling Digital Collectible Sector – Markets and Prices Bitcoin News - Bitcoin.co](#)
- [Michael Saylor's MicroStrategy Buys 5445 More Bitcoin for \\$147.3 Million - Bitcoin Magazine](#)
- [Bitcoin price drops as SEC delays decision on Bitcoin ETF, offering new trading opportunities - Cointelegraph](#)
- [US gov't shutdown looms — 5 things to know in Bitcoin this week - Cointelegraph](#)
- [Coinbase Has Recently Held Talks to Buy FTX Europe: Fortune - PYMNTS.com](#)
- [Hong Kong to reveal crypto applicants' names as JPEX scandal worsens - South China Morning Post](#)
- [Upbit briefly suspends Aptos withdrawals following security incident - Blockworks](#)

Crypto Futures

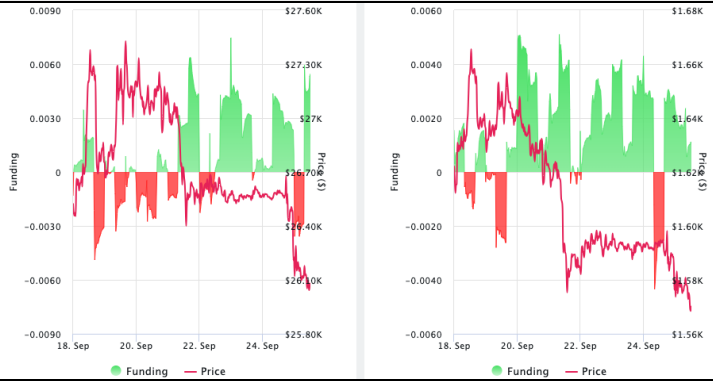
Futures Volume (BTC LHS ; ETH RHS), 1d



Futures Open Interest (BTC LHS ; ETH RHS)



Volume Weighted Funding Rate (BTC LHS ; ETH RHS), 1d

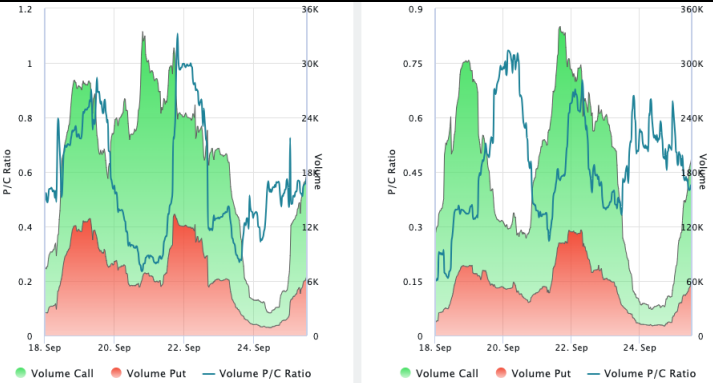


Liquidations (BTC LHS ; ETH RHS), 1d

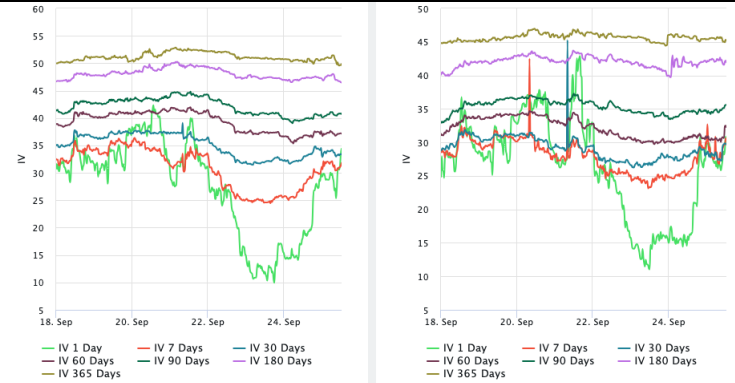


Crypto Options

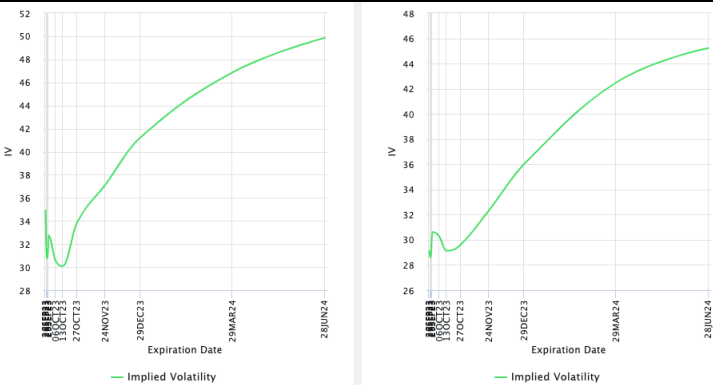
Options Volume & Put/Call Ratio (BTC LHS ; ETH RHS), 1d



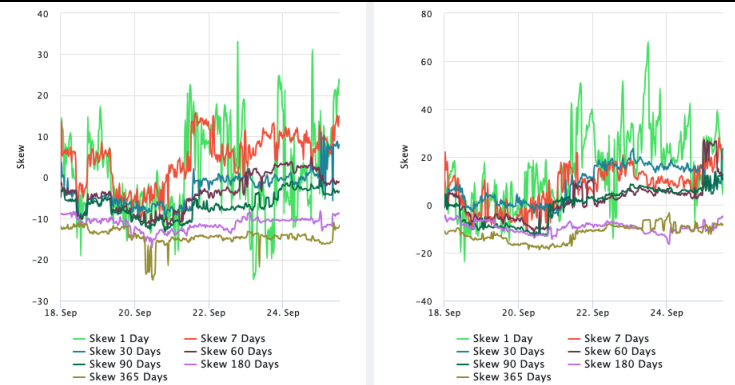
ATM Implied Volatility (BTC LHS ; ETH RHS)



ATM Implied Vol Term Structure (BTC LHS ; ETH RHS)



25 Delta Skew (BTC LHS ; ETH RHS)



About GSR

GSR is a global leader in digital asset trading, market making, OTC derivatives, and investments. We operate in a culture of excellence and leverage our first-rate reputation, deep relationships and proprietary trading technology to move swiftly and capitalize on market opportunities.

GSR's experienced team brings together decades of institutional trading expertise, while our industry-leading proprietary technology stack anchors everything we do.

Our main service areas are: market making; proprietary and algorithmic trading; client execution; structured products; risk management solutions; and portfolio investments.

For more information or if we can help with anything, please see gsr.io or contact us at gsr@gsr.io.

Follow GSR for more content: [Twitter](#) [Telegram](#) [LinkedIn](#)

Authors

Matt Kunke, Research Analyst [Twitter](#) [Telegram](#) [LinkedIn](#)
Brian Rudick, Senior Strategist [Twitter](#) [Telegram](#) [LinkedIn](#)

Required Disclosures

This material is provided by GSR (the "Firm") solely for informational purposes, is intended only for sophisticated, institutional investors and does not constitute an offer or commitment, a solicitation of an offer or commitment, or any advice or recommendation, to enter into or conclude any transaction (whether on the terms shown or otherwise), or to provide investment services in any state or country where such an offer or solicitation or provision would be illegal. The Firm is not and does not act as an advisor or fiduciary in providing this material.

This material is not a research report, and not subject to any of the independence and disclosure standards applicable to research reports prepared pursuant to FINRA or CFTC research rules. This material is not independent of the Firm's proprietary interests, which may conflict with the interests of any counterparty of the Firm. The Firm trades instruments discussed in this material for its own account, may trade contrary to the views expressed in this material, and may have positions in other related instruments.

Information contained herein is based on sources considered to be reliable, but is not guaranteed to be accurate or complete. Any opinions or estimates expressed herein reflect a judgment made by the author(s) as of the date of publication, and are subject to change without notice. Trading and investing in digital assets involves significant risks including price volatility and illiquidity and may not be suitable for all investors. The Firm is not liable whatsoever for any direct or consequential loss arising from the use of this material. Copyright of this material belongs to GSR. Neither this material nor any copy thereof may be taken, reproduced or redistributed, directly or indirectly, without prior written permission of GSR.

Notes & Sources

All options data is based on Deribit and derivatives graphics are from Laevidas. Market returns are based on price returns for the following ETFs: VOO, QQQ, EWU, EWG, EWJ, and EWH. Onchain volumes are not considered and thus certain token volumes may be understated (e.g., stETH).

CoinGecko	Santiment	DefiLlama	CoinMarketCap	Laevidas
L2Beat	Google Finance	TradingView	Deribit	WorldCoinIndex
Cryptorank	Investing.com	NFT Price Floor	CryptoSlate	