











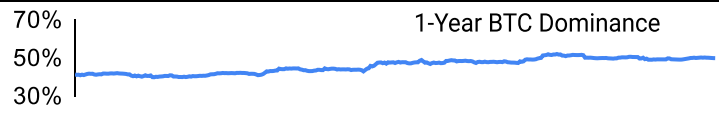
Crypto Leaderboard

Rank	Name	Ticker	Price	24h	7d	30d	24h Vol \$m	MC \$m	1-Year Chart
1	Bitcoin	BTC	\$26,222	1%	-4%	0%	9,826	511,063	
2	Ethereum	ETH	\$1,589	1%	-4%	-4%	5,267	191,003	
3	Tether	USDT	\$1.00	0%	0%	0%	15,283	83,204	
4	BNB	BNB	\$212	2%	-3%	-3%	620	32,670	
5	XRP	XRP	\$0.50	1%	-2%	-4%	795	26,646	
6	USD Coin	USDC	\$1.00	0%	0%	0%	3,850	25,638	
7	Lido stETH	STETH	\$1,590	1%	-4%	-4%	7	13,877	
8	Cardano	ADA	\$0.25	1%	-4%	-7%	115	8,602	
9	Dogecoin	DOGE	\$0.06	0%	-3%	-4%	112	8,580	
10	Solana	SOL	\$19.3	-1%	-4%	-7%	190	7,974	

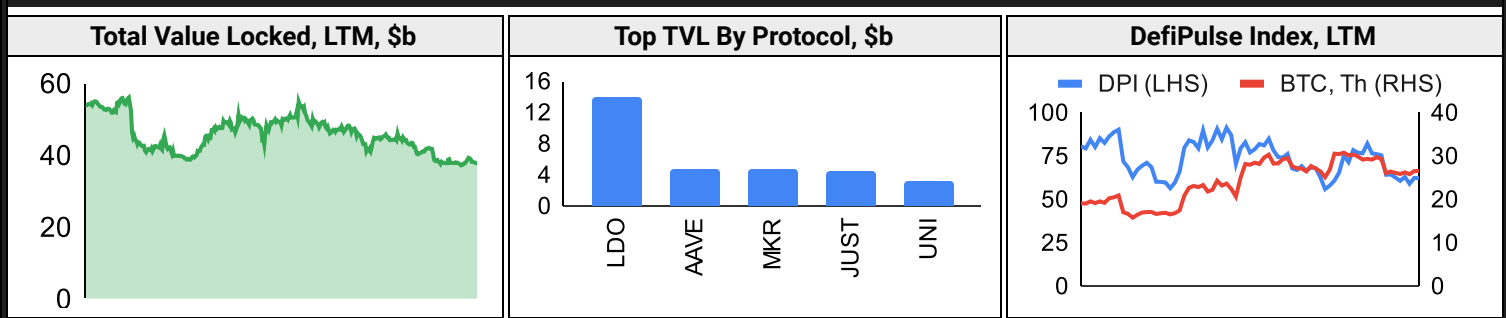
Top & Bottom Performers - Top 100 Tokens

24h		7 Days		30 Days		90 Days		365 Days	
MKR	6%	CRV	15%	TON	43%	RLB	299%	RLB	4555%
FXS	4%	LINK	10%	KAS	28%	MKR	99%	KAS	882%
BCH	3%	IMX	8%	MKR	25%	KAS	84%	INJ	295%
AVAX	3%	FXS	7%	LINK	23%	RUNE	80%	RNDR	204%
LEO	-3%	OP	-9%	APE	-22%	FTM	-36%	ALGO	-73%
QNT	-3%	RUNE	-11%	SUI	-24%	RPL	-41%	CHZ	-78%
IMX	-4%	TON	-13%	GALA	-31%	GALA	-43%	APE	-80%
APT	-4%	RLB	-22%	RLB	-43%	APE	-49%	LUNC	-81%

Category Performance

Category	7d	30d	90d	180d	365d	Ecosystem	7d	30d	90d	180d	365d
Lending	-1%	9%	14%	-3%	-32%	BSC	2%	6%	-13%	-29%	-13%
IoT/Data/Comp.	-2%	8%	-5%	-29%	-41%	Tron	-1%	5%	4%	-1%	12%
CEXs	1%	2%	-13%	-20%	-14%	Avalanche	-1%	5%	4%	-19%	-24%
DEX	-2%	-1%	-9%	-36%	-31%	Polkadot	1%	4%	-11%	-35%	-30%
Currency	-4%	-1%	-8%	-6%	3%	Polygon	1%	3%	-13%	-32%	-20%
Scaling	0%	-2%	-20%	-49%	-32%	Ethereum	1%	2%	-1%	-22%	-9%
Smart Contract	-3%	-3%	-12%	-34%	-38%	Cosmos	-4%	-4%	-3%	-6%	32%
Meme	-3%	-6%	-17%	-45%	2%	Solana	-10%	-12%	-17%	-25%	-37%
Gaming/Entertai	-1%	-6%	-15%	-45%	-59%						
Other DeFi	-13%	-15%	-21%	-34%	-7%						
Privacy	-15%	-15%	-25%	-46%	-49%						

DeFi



Trading Volume

Aggregate Volumes by Product, \$b					Top Derivatives Exchanges, \$m and bps					Top Spot Exchanges, \$m		
Product	1d	7d	30d	O/I	Exchange	1d Vol	O/I	Mkr	Tkr	Exchange	Score	1d Vol
Spot	12	92	364	n/a	Binance	17,644	7,830	2.0	4.0	Binance	9.9	3,582
Perpetuals	128	1,280	3,380	142	Bybit	4,833	4,562	2.0	5.5	Coinbase	8.6	534
Futures	0	2	8	1	OKX	6,675	3,205	2.0	5.0	Kraken	8.4	458
Options	1	6	22	n/a	KuCoin	600	1,144	2.0	6.0	Bybit	7.3	622

Daily Spot Volume, Top 100 Tokens Last 20d, \$b				Top Volume, 1d, \$m		Top Volume, %20d Avg		Low Volume, %20d Avg	
				USDT	17,013	HBAR	258%	LUNC	1%
				BTC	10,235	HT	180%	RETH	24%
				ETH	3,735	APT	178%	XEC	35%
				USDC	2,647	BNB	155%	STX	44%
				XRP	767	LINK	140%	XLM	47%

Traditional Finance

Global Equity Markets							SPX vs. BTC, LTM	
	US	USGrwth	UK	Germany	Japan	HK		
1D	0%	0%	0%	-1%	0%	-2%		
7D	-2%	-3%	-2%	-2%	-3%	-2%		
90D	-1%	-1%	0%	-6%	0%	-12%		
365D	19%	31%	24%	34%	25%	-10%		

10-Year Treasury Yields							Commodities & FX					
	US	Brazil	UK	Germany	Japan	HK	Last	WTI	Gas	Gold	USD/EUR	USD/JPY
Last	4.49%	11.59%	4.31%	2.76%	0.73%	4.25%	Last	89.0	2.82	1,927	0.94	148.8
1d Chg	-0.06	0.00	-0.01	-0.03	-0.02	-0.06	1d % Chg	-0.7%	-3.0%	-0.5%	-0.1%	0.0%

Volatility

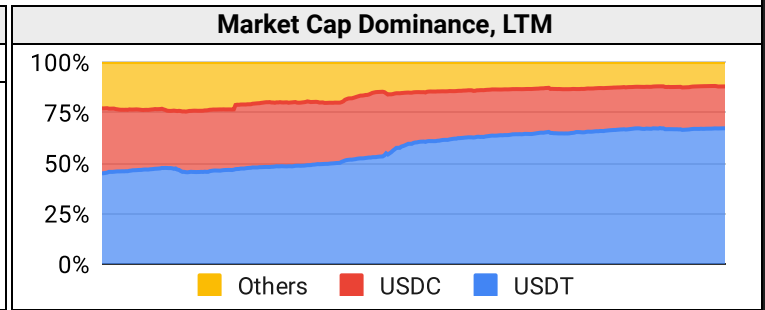
Annualized Volatility							Rolling 3M Annualized Volatility, LTM			
	BTC	ETH	BNB	XRP	ADA	DOGE				
30D	35%	31%	26%	34%	28%	27%				
90D	30%	33%	32%	157%	63%	51%				
180D	36%	39%	39%	116%	59%	61%				
365D	46%	55%	51%	99%	66%	89%				

Correlations

Intra-Crypto Correlations, LTM							Rolling 3M Correlations, LTM				
	BTC	ETH	BNB	XRP	ADA	DOGE					
BTC											
ETH	0.89										
BNB	0.74	0.76									
XRP	0.49	0.56	0.45								
ADA	0.74	0.80	0.70	0.71							
DOGE	0.58	0.67	0.55	0.39	0.60						

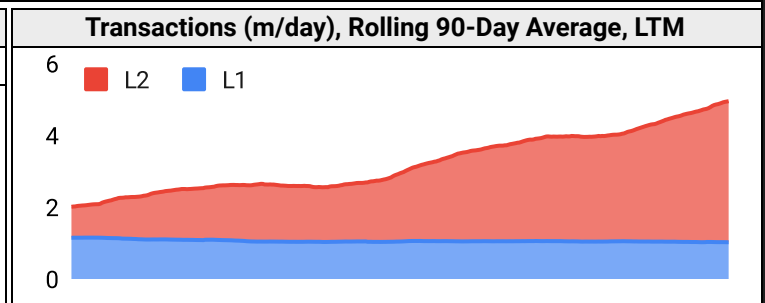
Stablecoins

Stablecoin Market Size and Volume, \$m				
Ticker	Price	1d Vol	20d Avg Vol	Market Cap
USDT	1.00	17,013	20,358	83,192
USDC	1.00	2,647	2,668	25,649
DAI	1.00	101	83	5,347
TUSD	1.00	214	356	3,505
BUSD	1.00	741	668	2,344
USDD	1.00	17	18	725



Ethereum Mainnet & Layer 2s

Mainnet & Layer 2 Transactions (m/day) and L2 TVL (\$m)				
Network	1d	30d Avg	TVL	Tech Type
Ethereum	1.0	1.0	-	Mainnet
zkSync Era	1.0	1.0	423	ZKR
Base	0.7	0.7	539	ORU
Starknet	0.6	0.7	139	ZKR
Arbitrum One	0.5	0.5	5,590	ORU
OP Mainnet	0.3	0.3	2,580	ORU
Mantle	0.3	0.2	87	Optimium
Immutable X	0.2	0.2	100	App-specific Validium
dYdX	0.2	0.2	339	App-specific ZKR
Linea	0.1	0.1	54	ZKR



Layer 2 Token Performance & Market Cap (\$m)					
	MATIC	MNT	ARB	OP	IMX
30d Return	-5%	-10%	-14%	-14%	2%
Market Cap	4,850	1,260	1,050	1,020	686

NFTs and DAOs

NFT Collection Stats (in ETH)					
Collection	Floor	Listings	3M Ret.	3M Vol	Market Cap
CryptoPunks	45.5	1,081	1%	26,316	454,600
Bored Ape	23.8	498	-34%	162,406	237,700
Autoglyphs	199.0	6	0%	712	101,888
Squiggle	9.8	220	-4%	3,309	97,841
Mutant Ape	4.7	667	-35%	93,088	92,447
Fidenza	50.0	35	-31%	1,224	49,940
The Sandbox	0.3	390	-20%	392	42,548
Pudgy Penguins	4.6	414	11%	19,548	41,303
Azuki	3.8	410	-54%	96,439	38,149
Decentraland	0.4	125	-22%	109	34,327

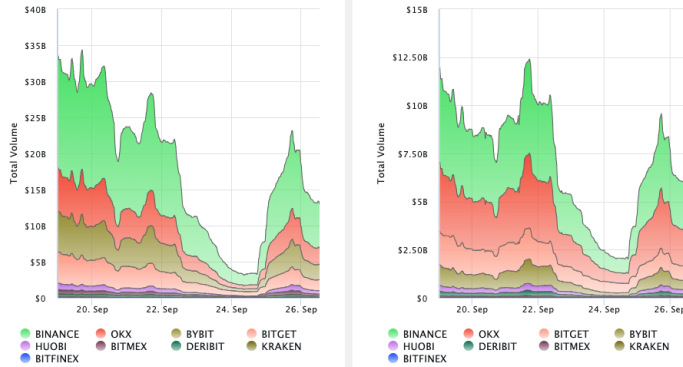
DAO Treasury Amount (\$m) and Composition					
DAO	Treasury	Stables	BTC/ETH	Own Tokens	Other
Mantle	3,027	8%	14%	39%	38%
Arbitrum	2,948	0%	0%	100%	0%
Uniswap	1,808	0%	0%	100%	0%
Optimism	1,162	0%	0%	100%	0%
ENS	566	3%	5%	91%	0%
Ethereum	505	0%	100%	0%	0%
Golem	277	0%	96%	4%	0%
Volta Club	256	58%	0%	9%	34%
Lido	226	3%	26%	71%	0%
Stargate	212	19%	0%	80%	1%

Crypto News

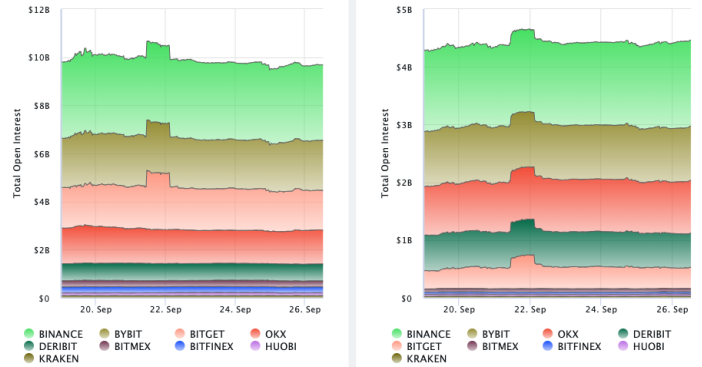
- [Celsius creditors vote in favor of reorganization plan - Cointelegraph](#)
- [Bitcoin Ordinals creator Casey Rodarmor pitches BRC-20 alternative 'Runes' - Cointelegraph](#)
- [Shock Crypto Leak Reveals Microsoft Could Be About To Blow Up The Price Of Bitcoin, Ethereum, XRP And BNB - Forbes](#)
- [U.S. Shutdown, Assuming It Doesn't Run Long, Will Slow, Not Cripple Crypto Efforts - CoinDesk](#)
- [Crypto Exchange HTX Lost \\$8M of Ether Due to a Hack, Justin Sun Says - CoinDesk](#)
- [Bernstein analysts eye potential bitcoin ETF approval by 'early 2024' - Blockworks](#)
- [Hong Kong financial regulator to introduce new measures following JPEX backlash - Blockworks](#)
- [Taiwan Issues Crypto Guidance as It Steps Up Regulation - CoinDesk](#)
- [Binance Restarts in Belgium Three Months After Order to Stop - CoinDesk](#)

Crypto Futures

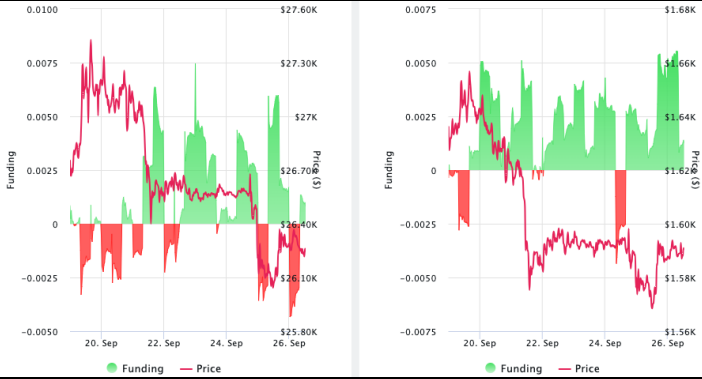
Futures Volume (BTC LHS ; ETH RHS), 1d



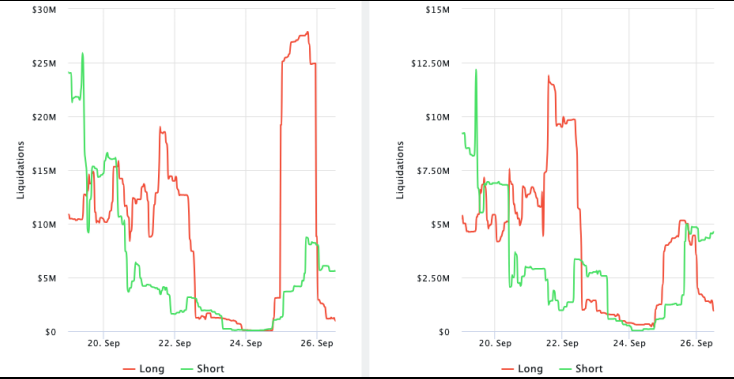
Futures Open Interest (BTC LHS ; ETH RHS)



Volume Weighted Funding Rate (BTC LHS ; ETH RHS), 1d

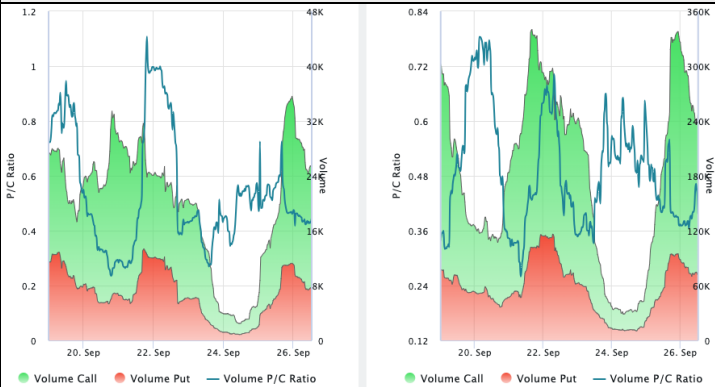


Liquidations (BTC LHS ; ETH RHS), 1d

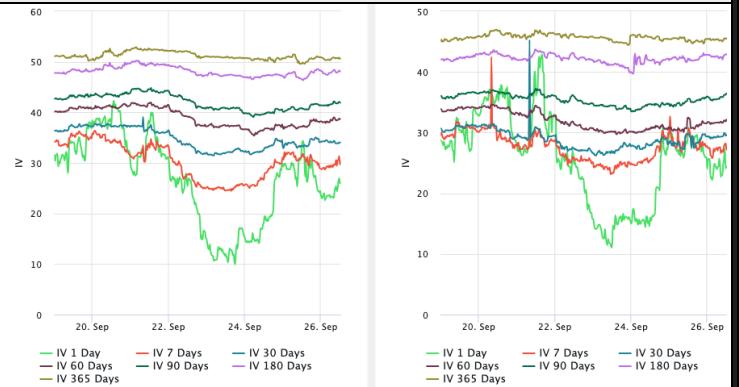


Crypto Options

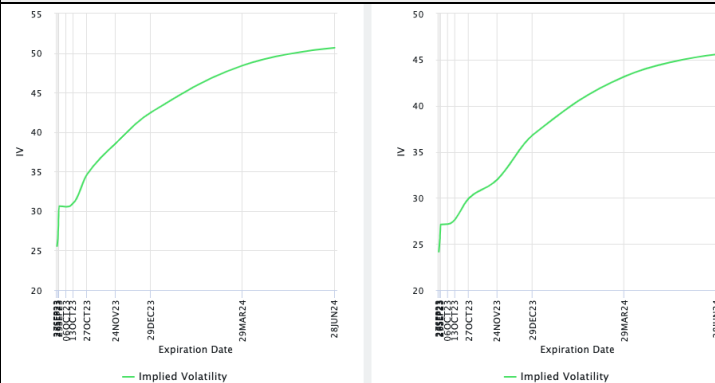
Options Volume & Put/Call Ratio (BTC LHS ; ETH RHS), 1d



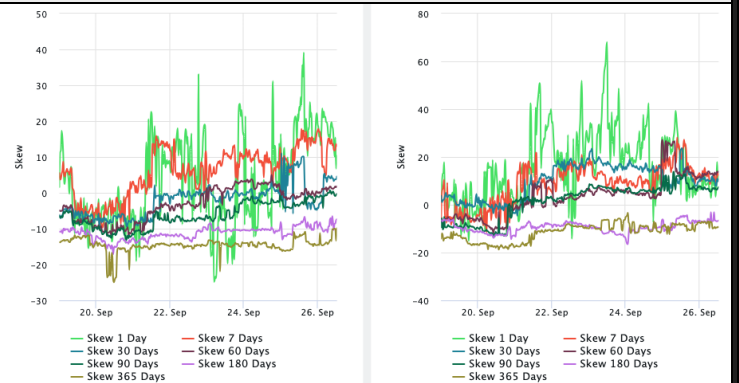
ATM Implied Volatility (BTC LHS ; ETH RHS)



ATM Implied Vol Term Structure (BTC LHS ; ETH RHS)



25 Delta Skew (BTC LHS ; ETH RHS)



About GSR

GSR is a global leader in digital asset trading, market making, OTC derivatives, and investments. We operate in a culture of excellence and leverage our first-rate reputation, deep relationships and proprietary trading technology to move swiftly and capitalize on market opportunities.

GSR's experienced team brings together decades of institutional trading expertise, while our industry-leading proprietary technology stack anchors everything we do.

Our main service areas are: market making; proprietary and algorithmic trading; client execution; structured products; risk management solutions; and portfolio investments.

For more information or if we can help with anything, please see gsr.io or contact us at gsr@gsr.io.

Follow GSR for more content: [Twitter](#) [Telegram](#) [LinkedIn](#)

Authors

Matt Kunke, Research Analyst [Twitter](#) [Telegram](#) [LinkedIn](#)
Brian Rudick, Senior Strategist [Twitter](#) [Telegram](#) [LinkedIn](#)

Required Disclosures

This material is provided by GSR (the "Firm") solely for informational purposes, is intended only for sophisticated, institutional investors and does not constitute an offer or commitment, a solicitation of an offer or commitment, or any advice or recommendation, to enter into or conclude any transaction (whether on the terms shown or otherwise), or to provide investment services in any state or country where such an offer or solicitation or provision would be illegal. The Firm is not and does not act as an advisor or fiduciary in providing this material.

This material is not a research report, and not subject to any of the independence and disclosure standards applicable to research reports prepared pursuant to FINRA or CFTC research rules. This material is not independent of the Firm's proprietary interests, which may conflict with the interests of any counterparty of the Firm. The Firm trades instruments discussed in this material for its own account, may trade contrary to the views expressed in this material, and may have positions in other related instruments.

Information contained herein is based on sources considered to be reliable, but is not guaranteed to be accurate or complete. Any opinions or estimates expressed herein reflect a judgment made by the author(s) as of the date of publication, and are subject to change without notice. Trading and investing in digital assets involves significant risks including price volatility and illiquidity and may not be suitable for all investors. The Firm is not liable whatsoever for any direct or consequential loss arising from the use of this material. Copyright of this material belongs to GSR. Neither this material nor any copy thereof may be taken, reproduced or redistributed, directly or indirectly, without prior written permission of GSR.

Notes & Sources

All options data is based on Deribit and derivatives graphics are from Laevidas. Market returns are based on price returns for the following ETFs: VOO, QQQ, EWU, EWG, EWJ, and EWH. Onchain volumes are not considered and thus certain token volumes may be understated (e.g., stETH).

CoinGecko	Santiment	DefiLlama	CoinMarketCap	Laevidas
L2Beat	Google Finance	TradingView	Deribit	WorldCoinIndex
Cryptorank	Investing.com	NFT Price Floor	CryptoSlate	