

Crypto Leaderboard

Rank	Name	Ticker	Price	24h	7d	30d	24h Vol \$m	MC \$m	1-Year Chart
1	Bitcoin	BTC	\$26,747	2%	-1%	2%	12,588	521,497	
2	Ethereum	ETH	\$1,625	3%	0%	-2%	7,321	195,304	
3	Tether	USDT	\$1.00	0%	0%	0%	18,604	83,245	
4	BNB	BNB	\$215	1%	0%	-2%	702	32,995	
5	XRP	XRP	\$0.51	1%	-2%	-4%	728	26,895	
6	USD Coin	USDC	\$1.00	0%	0%	0%	4,372	25,618	
7	Lido stETH	STETH	\$1,624	2%	0%	-2%	5	14,210	
8	Cardano	ADA	\$0.25	1%	-2%	-8%	117	8,651	
9	Dogecoin	DOGE	\$0.06	1%	-1%	-4%	216	8,631	
10	Solana	SOL	\$19.4	1%	-3%	-6%	237	8,002	

Top & Bottom Performers - Top 100 Tokens

24h		7 Days		30 Days		90 Days		365 Days	
LUNC	10%	CRV	21%	TON	48%	RLB	350%	RLB	5071%
MKR	10%	LUNC	16%	MKR	43%	MKR	114%	KAS	1067%
BCH	9%	LINK	14%	KAS	38%	KAS	85%	INJ	316%
RLB	7%	FXS	14%	LINK	30%	RUNE	81%	RNDR	215%
MATIC	-1%	CSPR	-7%	SUI	-19%	FTM	-37%	FLOW	-73%
APT	-1%	TON	-9%	APE	-23%	RPL	-41%	LUNC	-76%
CSPR	-2%	XDC	-10%	GALA	-31%	GALA	-44%	CHZ	-77%
XDC	-2%	RLB	-10%	RLB	-44%	APE	-50%	APE	-79%

Category Performance

Category	7d	30d	90d	180d	365d	Ecosystem	7d	30d	90d	180d	365d
Lending	-2%	13%	7%	-2%	-30%	Tron	0%	8%	5%	-1%	14%
IoT/Data/Comp.	-1%	8%	-5%	-31%	-40%	Avalanche	0%	8%	2%	-19%	-22%
Currency	0%	2%	-9%	-5%	8%	BSC	3%	7%	-13%	-31%	-12%
CEXs	1%	1%	-15%	-21%	-13%	Ethereum	4%	5%	-1%	-21%	-6%
DEX	0%	0%	-11%	-38%	-30%	Polkadot	3%	5%	-11%	-37%	-29%
Smart Contract	-2%	-3%	-13%	-35%	-37%	Polygon	1%	3%	-13%	-34%	-18%
Other DeFi	-1%	-4%	-12%	-27%	4%	Cosmos	-1%	-2%	-4%	-7%	34%
Scaling	-2%	-4%	-20%	-49%	-31%	Solana	-10%	-11%	-19%	-27%	-37%
Gaming/Entertai	-1%	-5%	-15%	-45%	-58%						
Meme	-2%	-7%	-18%	-46%	1%						
Privacy	-15%	-15%	-26%	-46%	-49%						

DeFi

Total Value Locked, LTM, \$b	Top TVL By Protocol, \$b	DefiPulse Index, LTM

Trading Volume

Aggregate Volumes by Product, \$b					Top Derivatives Exchanges, \$m and bps					Top Spot Exchanges, \$m		
Product	1d	7d	30d	O/I	Exchange	1d Vol	O/I	Mkr	Tkr	Exchange	Score	1d Vol
Spot	14	91	384	n/a	Binance	24,708	8,214	2.0	4.0	Binance	9.9	4,224
Perpetuals	82	1,330	3,580	140	OKX	10,338	3,396	2.0	5.0	Coinbase	8.5	729
Futures	0	2	8	1	Bybit	7,168	4,759	2.0	5.5	Kraken	8.4	454
Options	1	6	24	n/a	KuCoin	836	1,156	2.0	6.0	Bybit	7.3	802

Daily Spot Volume, Top 100 Tokens Last 20d, \$b				Top Volume, 1d, \$m		Top Volume, %20d Avg		Low Volume, %20d Avg	
				USDT	18,738	HBAR	554%	LUNC	5%
				BTC	9,784	CBETH	227%	USDP	31%
				ETH	4,612	BNB	185%	RETH	48%
				USDC	2,344	MKR	180%	MIOTA	49%
				XRP	774	WBTC	167%	STETH	50%

Traditional Finance

Global Equity Markets							SPX vs. BTC, LTM				
	US	USGrwth	UK	Germany	Japan	HK					
1D	-1%	-2%	-1%	-2%	-2%	-2%					
7D	-3%	-3%	-3%	-4%	-3%	-3%					
90D	-2%	-3%	-1%	-7%	-1%	-12%					
365D	17%	29%	23%	33%	24%	-10%					

10-Year Treasury Yields							Commodities & FX				
	US	Brazil	UK	Germany	Japan	HK					
Last	4.50%	11.76%	4.34%	2.78%	0.73%	4.15%					
1d Chg	-0.07	-0.03	0.00	-0.02	-0.02	-0.06					

	WTI	Gas	Gold	USD/EUR	USD/JPY
Last	92.2	2.87	1,909	0.95	149.2
1d % Chg	2.0%	0.9%	-0.6%	0.3%	0.1%

Volatility

Annualized Volatility							Rolling 3M Annualized Volatility, LTM				
	BTC	ETH	BNB	XRP	ADA	DOGE					
30D	36%	32%	27%	34%	27%	28%					
90D	30%	33%	32%	157%	63%	51%					
180D	36%	39%	39%	116%	59%	61%					
365D	46%	55%	51%	99%	66%	89%					

Correlations

Intra-Crypto Correlations, LTM							Rolling 3M Correlations, LTM				
	BTC	ETH	BNB	XRP	ADA	DOGE					
BTC											
ETH	0.89										
BNB	0.74	0.76									
XRP	0.49	0.56	0.45								
ADA	0.74	0.80	0.70	0.71							
DOGE	0.58	0.67	0.55	0.39	0.60						

Stablecoins

Stablecoin Market Size and Volume, \$m					Market Cap Dominance, LTM	
Ticker	Price	1d Vol	20d Avg Vol	Market Cap		
USDT	1.00	18,738	20,405	83,202		
USDC	1.00	2,344	2,666	25,613		
DAI	1.00	86	83	5,351		
TUSD	1.00	366	338	3,453		
BUSD	1.00	688	658	2,306		
USDD	1.00	17	19	725		

Ethereum Mainnet & Layer 2s

Mainnet & Layer 2 Transactions (m/day) and L2 TVL (\$m)					Transactions (m/day), Rolling 90-Day Average, LTM	
Network	1d	30d Avg	TVL	Tech Type		
Ethereum	1.0	1.0	-	Mainnet		
zkSync Era	1.0	1.0	425	ZKR		
Base	1.2	0.8	545	ORU		
Starknet	0.5	0.7	155	ZKR		
Arbitrum One	0.6	0.5	5,680	ORU		
OP Mainnet	0.3	0.3	2,640	ORU		
Mantle	0.3	0.2	88	Optimium		
Immutable X	0.2	0.2	93	App-specific Validium		
dYdX	0.2	0.2	339	App-specific ZKR		
Linea	0.1	0.1	55	ZKR		

Layer 2 Token Performance & Market Cap (\$m)					
	MATIC	MNT	ARB	OP	IMX
30d Return	-9%	-9%	-11%	-10%	0%
Market Cap	4,790	1,280	1,070	1,050	670

NFTs and DAOs

NFT Collection Stats (in ETH)						DAO Treasury Amount (\$m) and Composition					
Collection	Floor	Listings	3M Ret.	3M Vol	Market Cap	DAO	Treasury	Stables	BTC/ETH	Own Tokens	Other
CryptoPunks	45.5	1,081	0%	26,052	455,000	Mantle	3,042	8%	14%	39%	38%
Bored Ape	24.0	489	-34%	158,736	239,990	Arbitrum	2,998	0%	0%	100%	0%
Autoglyphs	199.0	6	0%	712	101,888	Uniswap	1,834	0%	0%	100%	0%
Squiggle	9.7	219	-6%	3,334	96,942	Optimism	1,180	0%	0%	100%	0%
Mutant Ape	4.8	630	-34%	93,205	93,713	ENS	573	3%	5%	92%	0%
Fidenza	50.0	35	-31%	1,224	49,940	Ethereum	511	0%	100%	0%	0%
Pudgy Penguins	5.2	408	24%	20,356	46,218	Golem	280	0%	96%	4%	0%
The Sandbox	0.2	381	-23%	396	40,883	Volta Club	259	57%	0%	8%	34%
Azuki	3.8	405	-55%	86,651	38,000	Lido	227	3%	26%	71%	0%
Decentraland	0.4	128	-22%	108	34,327	Stargate	210	19%	0%	80%	1%

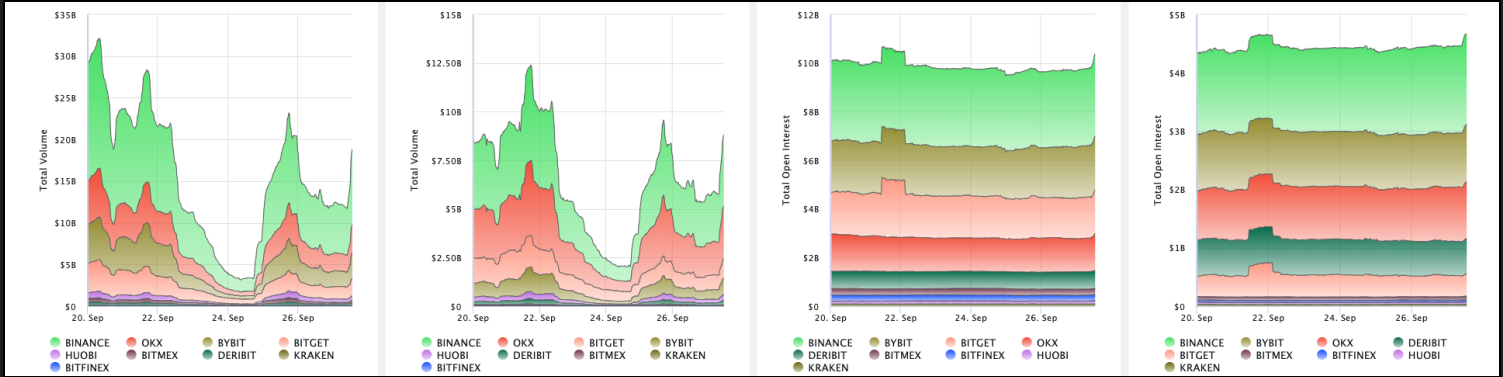
Crypto News

- [Bitcoin's Implied Volatility Gauge Tops Ether for Record 20 Straight Days - CoinDesk](#)
- [Binance to sell Russia business for undisclosed amount - Reuters](#)
- [SEC Told to Approve Bitcoin Spot ETF 'Immediately' by Congress - Crypto Briefing](#)
- [Texas Is Now the Top US Bitcoin Mining Spot: Foundry - Decrypt](#)
- [Pudgy Penguins waddle their way into 2,000 Walmart locations - Blockworks](#)
- [Celestia opens airdrop for planned modular data availability network - Blockworks](#)
- [JPMorgan Chase UK imposes ban on crypto transactions - Blockworks](#)
- [Kraken secures EMI license in Ireland, VASP registration in Spain - Blockworks](#)
- [Curve Founder Michael Egorov Deposits \\$35M CRV to Settle Debt on Aave - CoinDesk](#)

Crypto Futures

Futures Volume (BTC LHS ; ETH RHS), 1d

Futures Open Interest (BTC LHS ; ETH RHS)



Volume Weighted Funding Rate (BTC LHS ; ETH RHS), 1d

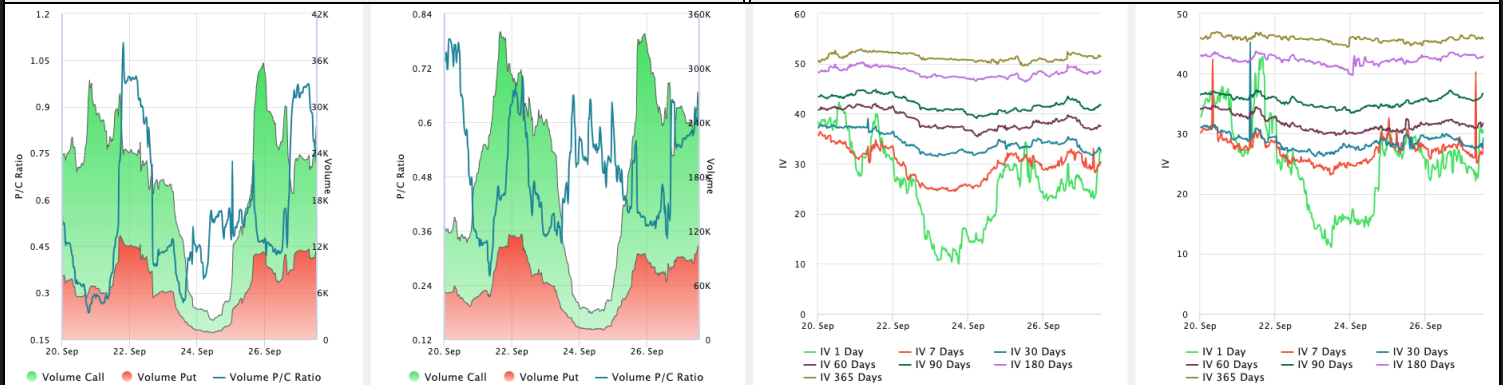
Liquidations (BTC LHS ; ETH RHS), 1d



Crypto Options

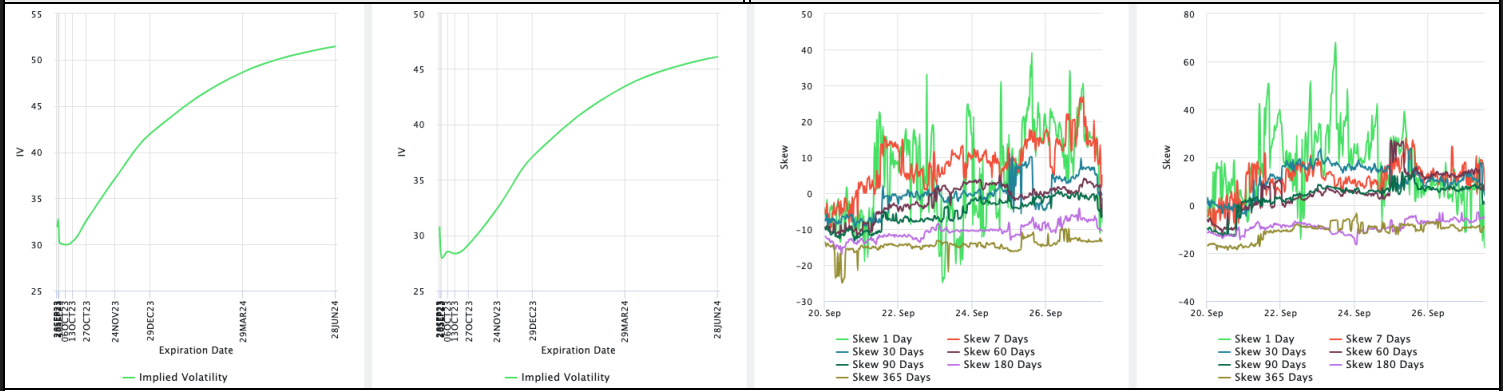
Options Volume & Put/Call Ratio (BTC LHS ; ETH RHS), 1d

ATM Implied Volatility (BTC LHS ; ETH RHS)



ATM Implied Vol Term Structure (BTC LHS ; ETH RHS)

25 Delta Skew (BTC LHS ; ETH RHS)



About GSR

GSR is a global leader in digital asset trading, market making, OTC derivatives, and investments. We operate in a culture of excellence and leverage our first-rate reputation, deep relationships and proprietary trading technology to move swiftly and capitalize on market opportunities.

GSR's experienced team brings together decades of institutional trading expertise, while our industry-leading proprietary technology stack anchors everything we do.

Our main service areas are: market making; proprietary and algorithmic trading; client execution; structured products; risk management solutions; and portfolio investments.

For more information or if we can help with anything, please see gsr.io or contact us at gsr@gsr.io.

Follow GSR for more content: [Twitter](#) [Telegram](#) [LinkedIn](#)

Authors

Matt Kunke, Research Analyst [Twitter](#) [Telegram](#) [LinkedIn](#)
Brian Rudick, Senior Strategist [Twitter](#) [Telegram](#) [LinkedIn](#)

Required Disclosures

This material is provided by GSR (the "Firm") solely for informational purposes, is intended only for sophisticated, institutional investors and does not constitute an offer or commitment, a solicitation of an offer or commitment, or any advice or recommendation, to enter into or conclude any transaction (whether on the terms shown or otherwise), or to provide investment services in any state or country where such an offer or solicitation or provision would be illegal. The Firm is not and does not act as an advisor or fiduciary in providing this material.

This material is not a research report, and not subject to any of the independence and disclosure standards applicable to research reports prepared pursuant to FINRA or CFTC research rules. This material is not independent of the Firm's proprietary interests, which may conflict with the interests of any counterparty of the Firm. The Firm trades instruments discussed in this material for its own account, may trade contrary to the views expressed in this material, and may have positions in other related instruments.

Information contained herein is based on sources considered to be reliable, but is not guaranteed to be accurate or complete. Any opinions or estimates expressed herein reflect a judgment made by the author(s) as of the date of publication, and are subject to change without notice. Trading and investing in digital assets involves significant risks including price volatility and illiquidity and may not be suitable for all investors. The Firm is not liable whatsoever for any direct or consequential loss arising from the use of this material. Copyright of this material belongs to GSR. Neither this material nor any copy thereof may be taken, reproduced or redistributed, directly or indirectly, without prior written permission of GSR.

Notes & Sources

All options data is based on Deribit and derivatives graphics are from Laevidas. Market returns are based on price returns for the following ETFs: VOO, QQQ, EWU, EWG, EWJ, and EWH. Onchain volumes are not considered and thus certain token volumes may be understated (e.g., stETH).

CoinGecko	Santiment	DefiLlama	CoinMarketCap	Laevidas
L2Beat	Google Finance	TradingView	Deribit	WorldCoinIndex
Cryptorank	Investing.com	NFT Price Floor	CryptoSlate	