

Crypto Leaderboard

Rank	Name	Ticker	Price	24h	7d	30d	24h Vol \$m	MC \$m	1-Year Chart
1	Bitcoin	BTC	\$26,488	-1%	-1%	-4%	9,874	516,480	
2	Ethereum	ETH	\$1,624	0%	2%	-6%	9,614	195,280	
3	Tether	USDT	\$1.00	0%	0%	0%	20,625	83,248	
4	BNB	BNB	\$214	-1%	1%	-6%	341	32,861	
5	XRP	XRP	\$0.50	-1%	-1%	-7%	706	26,691	
6	USD Coin	USDC	\$1.00	0%	0%	0%	4,916	25,445	
7	Lido stETH	STETH	\$1,623	0%	2%	-6%	13	14,185	
8	Cardano	ADA	\$0.25	0%	-1%	-10%	132	8,626	
9	Dogecoin	DOGE	\$0.06	-1%	-1%	-8%	184	8,604	
10	Solana	SOL	\$19.2	-1%	-2%	-12%	233	7,924	

Top & Bottom Performers - Top 100 Tokens

24h		7 Days		30 Days		90 Days		365 Days	
RLB	7%	CRV	18%	MKR	45%	RLB	253%	RLB	5538%
RUNE	5%	MKR	16%	KAS	32%	MKR	83%	KAS	1138%
XDC	4%	LINK	15%	TON	29%	RUNE	82%	INJ	315%
MKR	3%	LUNC	13%	LINK	25%	KAS	79%	RNDR	218%
UNI	-2%	CSPR	-6%	APE	-22%	LTC	-41%	FLOW	-73%
KAS	-2%	RNDR	-7%	XDC	-24%	RPL	-43%	CHZ	-76%
INJ	-2%	EGLD	-7%	GALA	-35%	GALA	-46%	LUNC	-77%
CSPR	-3%	IMX	-13%	RLB	-42%	APE	-48%	APE	-78%

Category Performance

Category	7d	30d	90d	180d	365d	Ecosystem	7d	30d	90d	180d	365d
Lending	5%	14%	3%	2%	-27%	Tron	3%	6%	3%	-2%	14%
IoT/Data/Comp.	2%	5%	-10%	-31%	-39%	Avalanche	4%	5%	-4%	-18%	-22%
CEXs	0%	-2%	-16%	-21%	-14%	BSC	5%	4%	-14%	-31%	-12%
DEX	2%	-3%	-14%	-38%	-30%	Ethereum	7%	3%	-9%	-20%	-6%
Currency	1%	-5%	-17%	-5%	8%	Polkadot	5%	1%	-14%	-38%	-29%
Scaling	4%	-6%	-23%	-48%	-31%	Polygon	4%	1%	-16%	-34%	-18%
Smart Contract	0%	-7%	-18%	-35%	-37%	Cosmos	1%	-4%	-6%	-7%	36%
Gaming/Entertai	0%	-9%	-18%	-46%	-59%	Solana	-7%	-14%	-22%	-27%	-35%
Meme	0%	-12%	-22%	-48%	0%						
Other DeFi	-8%	-16%	-26%	-36%	-5%						
Privacy	-14%	-18%	-31%	-47%	-49%						

DeFi

Total Value Locked, LTM, \$b	Top TVL By Protocol, \$b	DefiPulse Index, LTM

Trading Volume

Aggregate Volumes by Product, \$b					Top Derivatives Exchanges, \$m and bps					Top Spot Exchanges, \$m		
Product	1d	7d	30d	O/I	Exchange	1d Vol	O/I	Mkr	Tkr	Exchange	Score	1d Vol
Spot	15	88	393	n/a	Binance	28,571	7,880	2.0	4.0	Binance	9.9	4,980
Perpetuals	177	1,290	3,610	115	OKX	13,009	3,252	2.0	5.0	Coinbase	8.5	767
Futures	0	1	8	1	Bybit	8,535	4,625	2.0	5.5	Kraken	8.4	489
Options	1	6	24	n/a	KuCoin	1,048	1,147	2.0	6.0	KuCoin	7.3	231

Daily Spot Volume, Top 100 Tokens Last 20d, \$b				Top Volume, 1d, \$m		Top Volume, %20d Avg		Low Volume, %20d Avg	
				USDT	19,818	BCH	203%	LUNC	5%
				BTC	11,061	STX	185%	HT	39%
				ETH	5,461	LINK	181%	IMX	41%
				USDC	2,459	MANA	159%	XLM	49%
				XRP	738	XRD	157%	AXS	53%

Traditional Finance

Global Equity Markets							SPX vs. BTC, LTM				
	US	USGrwth	UK	Germany	Japan	HK					
1D	0%	0%	0%	0%	0%	1%					
7D	-1%	-1%	-2%	-3%	-1%	0%					
90D	-4%	-4%	-3%	-9%	-1%	-12%					
365D	15%	27%	20%	28%	23%	-9%					

10-Year Treasury Yields							Commodities & FX					
	US	Brazil	UK	Germany	Japan	HK	Last	WTI	Gas	Gold	USD/EUR	USD/JPY
Last	4.65%	11.91%	4.56%	2.94%	0.76%	4.23%	Last	93.2	2.94	1,893	0.95	149.3
1d Chg	0.02	-0.15	0.20	0.10	0.00	-0.06	1d % Chg	-0.5%	1.3%	0.1%	-0.3%	-0.2%

Volatility

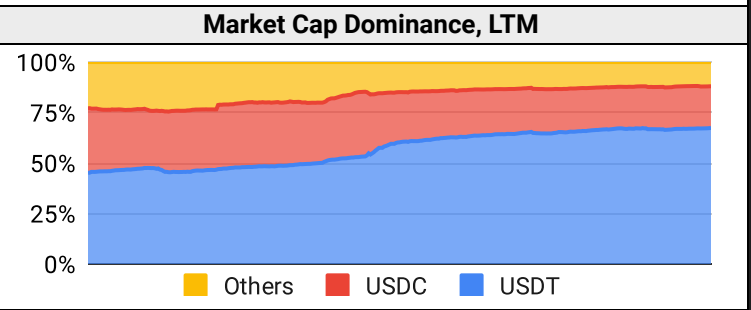
Annualized Volatility							Rolling 3M Annualized Volatility, LTM			
	BTC	ETH	BNB	XRP	ADA	DOGE				
30D	28%	27%	23%	32%	26%	22%				
90D	30%	31%	32%	157%	63%	50%				
180D	36%	39%	39%	116%	59%	61%				
365D	46%	55%	51%	99%	66%	89%				

Correlations

Intra-Crypto Correlations, LTM							Rolling 3M Correlations, LTM				
	BTC	ETH	BNB	XRP	ADA	DOGE					
BTC											
ETH	0.89										
BNB	0.74	0.76									
XRP	0.49	0.56	0.45								
ADA	0.74	0.80	0.71	0.71							
DOGE	0.58	0.67	0.55	0.39	0.60						

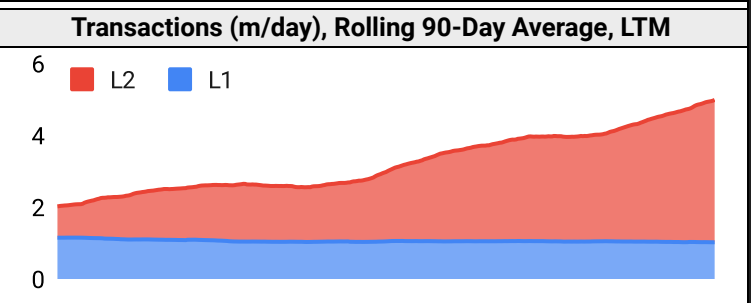
Stablecoins

Stablecoin Market Size and Volume, \$m				
Ticker	Price	1d Vol	20d Avg Vol	Market Cap
USDT	1.00	19,818	20,614	83,196
USDC	1.00	2,459	2,663	25,445
DAI	1.00	64	82	5,346
TUSD	1.00	260	319	3,448
BUSD	1.00	726	664	2,275
USDD	1.00	18	19	725



Ethereum Mainnet & Layer 2s

Mainnet & Layer 2 Transactions (m/day) and L2 TVL (\$m)				
Network	1d	30d Avg	TVL	Tech Type
Ethereum	1.1	1.0	-	Mainnet
zkSync Era	1.1	1.0	415	ZKR
Base	1.2	0.8	551	ORU
Starknet	0.6	0.7	139	ZKR
Arbitrum One	0.7	0.5	5,700	ORU
OP Mainnet	0.3	0.3	2,640	ORU
Mantle	0.3	0.2	88	Optimium
Immutable X	0.2	0.2	94	App-specific Validium
dYdX	0.2	0.2	338	App-specific ZKR
Linea	0.1	0.1	62	ZKR



Layer 2 Token Performance & Market Cap (\$m)

	MATIC	MNT	ARB	OP	IMX
30d Return	-8%	-9%	-11%	-9%	3%
Market Cap	4,760	1,260	1,060	1,040	664

NFTs and DAOs

NFT Collection Stats (in ETH)					
Collection	Floor	Listings	3M Ret.	3M Vol	Market Cap
CryptoPunks	44.9	1,073	0%	26,053	448,900
Bored Ape	24.0	488	-32%	157,104	240,000
Autoglyphs	199.0	6	0%	712	101,888
Squiggle	9.7	218	-5%	3,333	96,942
Mutant Ape	4.8	621	-29%	92,792	92,720
Fidenza	50.0	35	-31%	1,224	49,940
Pudgy Penguins	4.9	418	21%	20,580	43,196
The Sandbox	0.3	371	-22%	388	42,548
Azuki	3.8	411	-50%	80,954	38,000
Decentraland	0.4	151	-25%	107	36,185

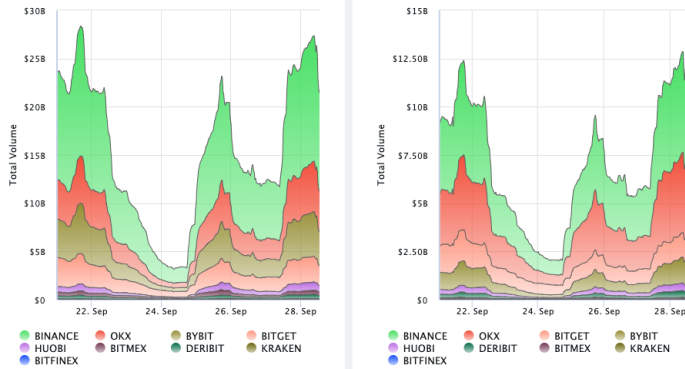
DAO Treasury Amount (\$m) and Composition					
DAO	Treasury	Stables	BTC/ETH	Own Tokens	Other
Mantle	3,043	8%	15%	39%	38%
Arbitrum	2,994	0%	0%	100%	0%
Uniswap	1,817	0%	0%	100%	0%
Optimism	1,189	0%	0%	100%	0%
ENS	575	3%	5%	92%	0%
Ethereum	514	0%	100%	0%	0%
Golem	281	0%	96%	4%	0%
Volta Club	257	57%	0%	9%	34%
Lido	232	3%	26%	71%	0%
Stargate	211	19%	0%	80%	1%

Crypto News

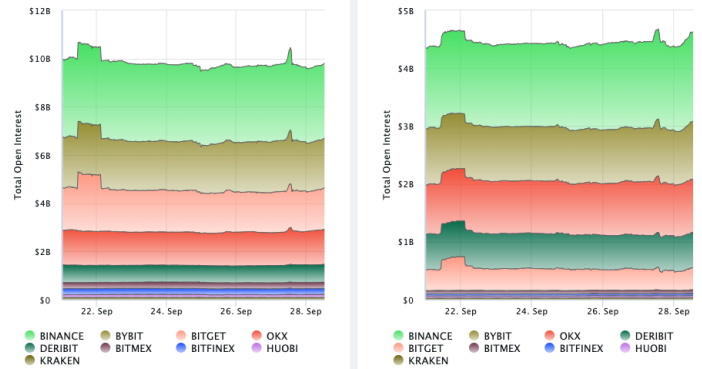
- [Bitcoin price holds steady as S&P 500 plunges to 110-day low - Cointelegraph](#)
- [IBM, Microsoft, others form post-quantum cryptography coalition - Cointelegraph](#)
- [SEC's Gensler Throws More Crypto Punches in Congressional Hearing - CoinDesk](#)
- [Buenos Aires government ID, coming to Ethereum via zkSync - Blockworks](#)
- [Paysafe pulls the plug on Binance's euro on-ramp - Blockworks](#)
- [Ethereum's decentralization takes hit as number of relayers drops to 4 - Blockworks](#)
- [Do Kwon deposition in the US is 'impossible,' lawyers argue - Blockworks](#)
- [Kraken sets sights on stock trading: Bloomberg - Blockworks](#)
- [Ethereum Developers Try for Second Time to Launch New Holesky Test Network - CoinDesk](#)

Crypto Futures

Futures Volume (BTC LHS ; ETH RHS), 1d



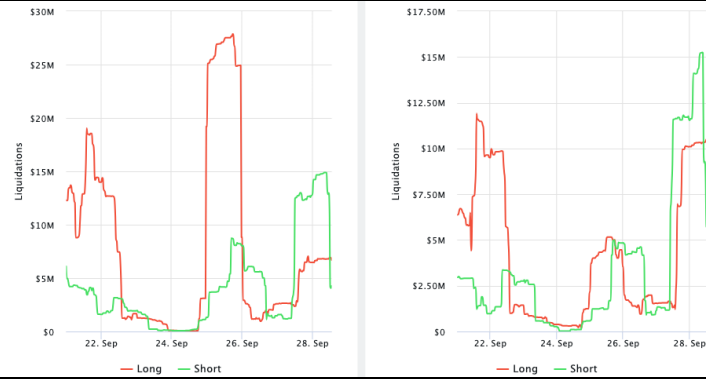
Futures Open Interest (BTC LHS ; ETH RHS)



Volume Weighted Funding Rate (BTC LHS ; ETH RHS), 1d

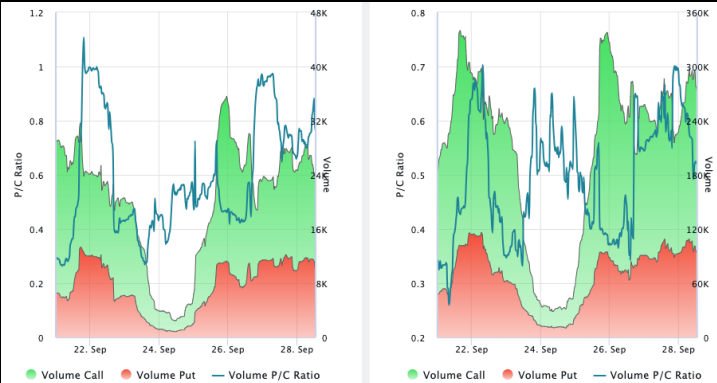


Liquidations (BTC LHS ; ETH RHS), 1d

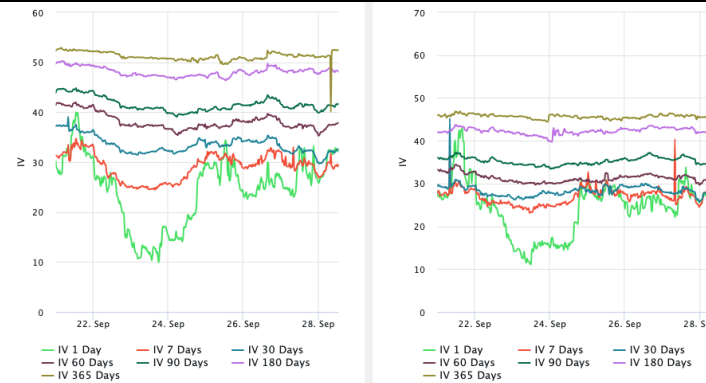


Crypto Options

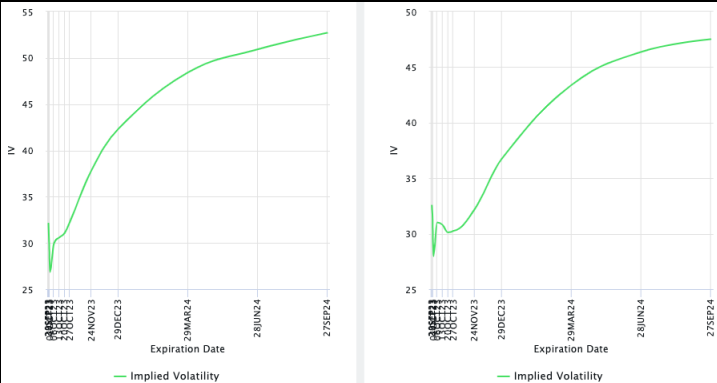
Options Volume & Put/Call Ratio (BTC LHS ; ETH RHS), 1d



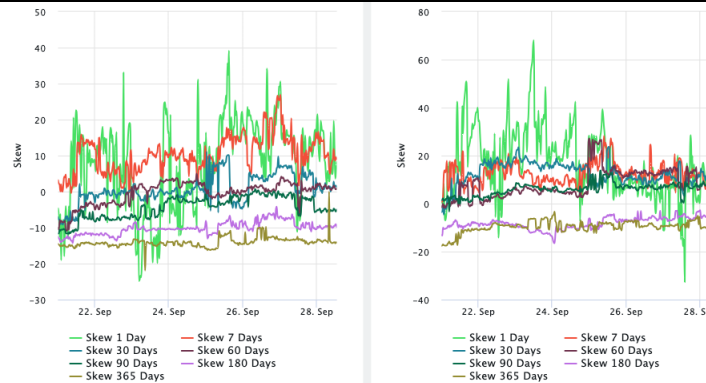
ATM Implied Volatility (BTC LHS ; ETH RHS)



ATM Implied Vol Term Structure (BTC LHS ; ETH RHS)



25 Delta Skew (BTC LHS ; ETH RHS)



About GSR

GSR is a global leader in digital asset trading, market making, OTC derivatives, and investments. We operate in a culture of excellence and leverage our first-rate reputation, deep relationships and proprietary trading technology to move swiftly and capitalize on market opportunities.

GSR's experienced team brings together decades of institutional trading expertise, while our industry-leading proprietary technology stack anchors everything we do.

Our main service areas are: market making; proprietary and algorithmic trading; client execution; structured products; risk management solutions; and portfolio investments.

For more information or if we can help with anything, please see gsr.io or contact us at gsr@gsr.io.

Follow GSR for more content: [Twitter](#) [Telegram](#) [LinkedIn](#)

Authors

Matt Kunke, Research Analyst [Twitter](#) [Telegram](#) [LinkedIn](#)
Brian Rudick, Senior Strategist [Twitter](#) [Telegram](#) [LinkedIn](#)

Required Disclosures

This material is provided by GSR (the "Firm") solely for informational purposes, is intended only for sophisticated, institutional investors and does not constitute an offer or commitment, a solicitation of an offer or commitment, or any advice or recommendation, to enter into or conclude any transaction (whether on the terms shown or otherwise), or to provide investment services in any state or country where such an offer or solicitation or provision would be illegal. The Firm is not and does not act as an advisor or fiduciary in providing this material.

This material is not a research report, and not subject to any of the independence and disclosure standards applicable to research reports prepared pursuant to FINRA or CFTC research rules. This material is not independent of the Firm's proprietary interests, which may conflict with the interests of any counterparty of the Firm. The Firm trades instruments discussed in this material for its own account, may trade contrary to the views expressed in this material, and may have positions in other related instruments.

Information contained herein is based on sources considered to be reliable, but is not guaranteed to be accurate or complete. Any opinions or estimates expressed herein reflect a judgment made by the author(s) as of the date of publication, and are subject to change without notice. Trading and investing in digital assets involves significant risks including price volatility and illiquidity and may not be suitable for all investors. The Firm is not liable whatsoever for any direct or consequential loss arising from the use of this material. Copyright of this material belongs to GSR. Neither this material nor any copy thereof may be taken, reproduced or redistributed, directly or indirectly, without prior written permission of GSR.

Notes & Sources

All options data is based on Deribit and derivatives graphics are from Laevidas. Market returns are based on price returns for the following ETFs: VOO, QQQ, EWU, EWG, EWJ, and EWH. Onchain volumes are not considered and thus certain token volumes may be understated (e.g., stETH).

CoinGecko	Santiment	DefiLlama	CoinMarketCap	Laevidas
L2Beat	Google Finance	TradingView	Deribit	WorldCoinIndex
Cryptorank	Investing.com	NFT Price Floor	CryptoSlate	