

Crypto Leaderboard

Rank	Name	Ticker	Price	24h	7d	30d	24h Vol \$m	MC \$m	1-Year Chart
1	Bitcoin	BTC	\$26,994	2%	2%	-1%	12,879	526,500	
2	Ethereum	ETH	\$1,673	3%	5%	-2%	14,860	201,168	
3	Tether	USDT	\$1.00	0%	0%	0%	13,480	83,239	
4	BNB	BNB	\$216	1%	3%	-3%	423	33,301	
5	XRP	XRP	\$0.53	7%	5%	1%	1,457	28,553	
6	USD Coin	USDC	\$1.00	0%	0%	0%	7,882	25,523	
7	Lido stETH	STETH	\$1,673	3%	5%	-2%	10	14,661	
8	Cardano	ADA	\$0.25	3%	4%	-5%	165	8,866	
9	Dogecoin	DOGE	\$0.06	2%	1%	-6%	206	8,760	
10	Solana	SOL	\$20.2	5%	3%	-3%	318	8,337	

Top & Bottom Performers - Top 100 Tokens

24h		7 Days		30 Days		90 Days		365 Days	
SUI	10%	RLB	24%	KAS	41%	RLB	270%	RLB	6586%
RLB	8%	CRV	15%	MKR	39%	KAS	89%	KAS	1549%
ARB	7%	LINK	15%	LINK	31%	RUNE	88%	INJ	346%
GALA	7%	RUNE	13%	RUNE	30%	MKR	72%	RNDR	228%
GT	-2%	XDC	-5%	APE	-18%	LTC	-39%	FLOW	-73%
LUNC	-4%	RNDR	-5%	XDC	-20%	RPL	-42%	CHZ	-75%
MKR	-5%	LEO	-5%	GALA	-28%	GALA	-44%	APE	-78%
XRD	-7%	IMX	-14%	RLB	-33%	APE	-46%	LUNC	-78%

Category Performance

Category	7d	30d	90d	180d	365d	Ecosystem	7d	30d	90d	180d	365d
Lending	6%	16%	1%	5%	-27%	Tron	13%	21%	13%	10%	22%
IoT/Data/Comp.	2%	7%	-11%	-29%	-39%	Avalanche	4%	8%	-4%	-15%	-22%
DEX	4%	4%	-12%	-34%	-27%	Ethereum	7%	7%	-8%	-17%	-4%
Currency	3%	0%	-16%	-2%	7%	BSC	5%	5%	-16%	-30%	-10%
CEXs	0%	0%	-16%	-20%	-15%	Polkadot	4%	4%	-16%	-35%	-29%
Other DeFi	3%	-2%	-15%	-25%	9%	Polygon	4%	2%	-17%	-32%	-17%
Smart Contract	2%	-2%	-18%	-32%	-36%	Cosmos	2%	-1%	-6%	-3%	42%
Scaling	3%	-3%	-24%	-45%	-31%	Solana	1%	-3%	-9%	-17%	-28%
Privacy	-1%	-4%	-21%	-40%	-44%						
Gaming/Entertai	2%	-7%	-21%	-44%	-58%						
Meme	1%	-9%	-21%	-45%	3%						

DeFi

Total Value Locked, LTM, \$b

Top TVL By Protocol, \$b

DefiPulse Index, LTM

Trading Volume

Aggregate Volumes by Product, \$b					Top Derivatives Exchanges, \$m and bps					Top Spot Exchanges, \$m		
Product	1d	7d	30d	O/I	Exchange	1d Vol	O/I	Mkr	Tkr	Exchange	Score	1d Vol
Spot	18	90	404	n/a	Binance	32,821	8,165	2.0	4.0	Binance	9.9	6,246
Perpetuals	231	1,350	3,700	130	Bybit	9,961	4,740	2.0	5.5	Coinbase	8.6	1,222
Futures	1	2	9	0	OKX	13,571	3,510	2.0	5.0	Kraken	8.3	559
Options	2	7	25	n/a	KuCoin	1,368	1,189	2.0	6.0	KuCoin	7.4	291

Daily Spot Volume, Top 100 Tokens Last 20d, \$b		Top Volume, 1d, \$m		Top Volume, %20d Avg		Low Volume, %20d Avg	
		USDT	27,716	GT	216%	LUNC	2%
		BTC	14,087	SUI	210%	RETH	33%
		ETH	6,924	MNT	181%	HT	37%
		USDC	3,184	APE	176%	IMX	41%
		XRP	1,317	MKR	169%	MIOTA	49%

Traditional Finance

Global Equity Markets							SPX vs. BTC, LTM	
	US	USGrwth	UK	Germany	Japan	HK		
1D	0%	1%	1%	1%	0%	0%		
7D	-1%	0%	-1%	-2%	-1%	-3%		
90D	-4%	-3%	-1%	-8%	-2%	-13%		
365D	18%	32%	21%	32%	24%	-7%		

10-Year Treasury Yields							Commodities & FX					
	US	Brazil	UK	Germany	Japan	HK	Last	WTI	Gas	Gold	USD/EUR	USD/JPY
Last	4.53%	11.79%	4.48%	2.83%	0.75%	4.16%	Last	92.0	2.89	1,894	0.94	149.2
1d Chg	-0.07	-0.12	0.00	-0.14	-0.02	-0.06	1d % Chg	0.3%	-1.8%	0.8%	-0.3%	-0.1%

Volatility

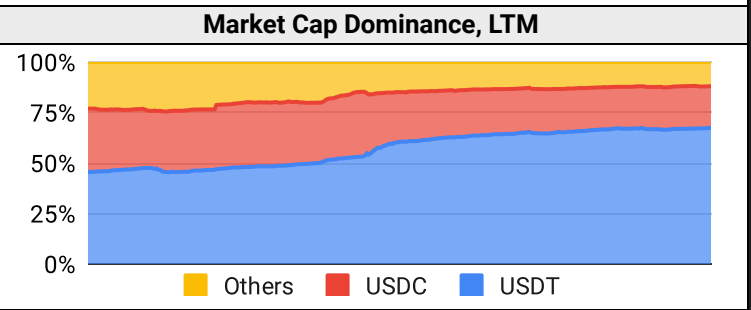
Annualized Volatility							Rolling 3M Annualized Volatility, LTM			
	BTC	ETH	BNB	XRP	ADA	DOGE				
30D	29%	29%	23%	36%	27%	23%				
90D	31%	32%	31%	158%	63%	50%				
180D	36%	39%	39%	116%	59%	60%				
365D	46%	56%	51%	99%	66%	89%				

Correlations

Intra-Crypto Correlations, LTM							Rolling 3M Correlations, LTM				
	BTC	ETH	BNB	XRP	ADA	DOGE					
BTC											
ETH	0.89										
BNB	0.74	0.76									
XRP	0.49	0.57	0.45								
ADA	0.74	0.80	0.71	0.71							
DOGE	0.58	0.67	0.55	0.39	0.60						

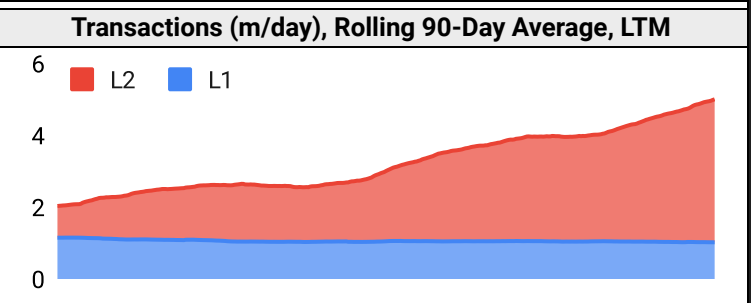
Stablecoins

Stablecoin Market Size and Volume, \$m				
Ticker	Price	1d Vol	20d Avg Vol	Market Cap
USDT	1.00	27,716	21,677	83,272
USDC	1.00	3,184	2,790	25,520
DAI	1.00	114	88	5,346
TUSD	1.00	327	331	3,448
BUSD	1.00	895	687	2,266
USDD	1.00	22	19	726



Ethereum Mainnet & Layer 2s

Mainnet & Layer 2 Transactions (m/day) and L2 TVL (\$m)				
Network	1d	30d Avg	TVL	Tech Type
Ethereum	1.0	1.0	-	Mainnet
zkSync Era	1.0	1.0	437	ZKR
Base	1.0	0.8	553	ORU
Starknet	0.7	0.7	153	ZKR
Arbitrum One	0.8	0.5	5,900	ORU
OP Mainnet	0.3	0.3	2,690	ORU
Mantle	0.3	0.2	89	Optimium
Immutable X	0.2	0.2	95	App-specific Validium
dYdX	0.3	0.2	340	App-specific ZKR
Linea	0.1	0.1	63	ZKR



Layer 2 Token Performance & Market Cap (\$m)					
	MATIC	MNT	ARB	OP	IMX
30d Return	-10%	-11%	-6%	-11%	-4%
Market Cap	4,850	1,280	1,140	1,060	662

NFTs and DAOs

NFT Collection Stats (in ETH)					
Collection	Floor	Listings	3M Ret.	3M Vol	Market Cap
CryptoPunks	45.2	1,075	2%	25,820	451,900
Bored Ape	24.2	478	-26%	154,139	242,400
Autoglyphs	199.0	5	0%	712	101,888
Squiggle	9.6	217	-8%	3,350	95,443
Mutant Ape	4.7	640	-19%	91,650	91,551
Fidenza	50.0	34	-33%	1,149	49,940
The Sandbox	0.3	366	-23%	389	42,548
Pudgy Penguins	4.8	443	28%	20,409	42,519
Azuki	3.9	408	-33%	73,296	38,650
Decentraland	0.4	134	-25%	108	36,185

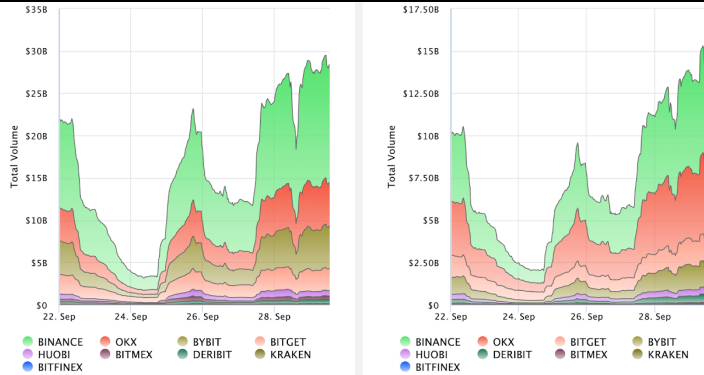
DAO Treasury Amount (\$m) and Composition					
DAO	Treasury	Stables	BTC/ETH	Own Tokens	Other
Arbitrum	3,222	0%	0%	100%	0%
Mantle	3,108	8%	15%	40%	38%
Uniswap	1,884	0%	0%	100%	0%
Optimism	1,216	0%	0%	100%	0%
ENS	587	3%	5%	92%	0%
Ethereum	531	0%	100%	0%	0%
Golem	290	0%	96%	4%	0%
Volta Club	246	60%	0%	9%	31%
Lido	245	3%	25%	72%	0%
Stargate	215	19%	0%	80%	1%

Crypto News

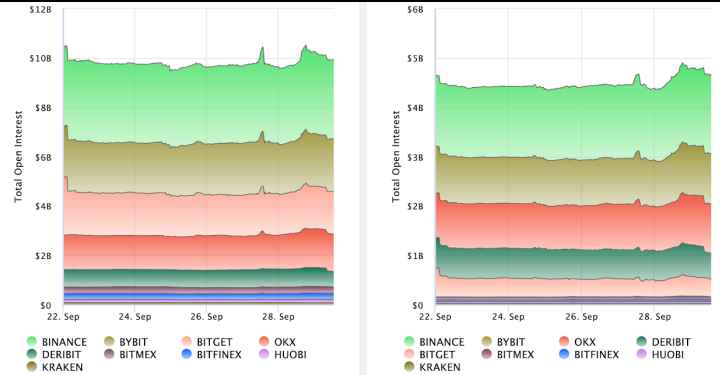
- [U.S. House Bill Seeks Centralized Record of Off-Chain Crypto Transactions - CoinDesk](#)
- [Circle weighs in on SEC vs. Binance case, argues stablecoins are not securities - Cointelegraph](#)
- [Gemini to halt operations in the Netherlands by mid-November - Cointelegraph](#)
- [NFT artist raises \\$140K for cancer support charity - Cointelegraph](#)
- [French police raid Nvidia offices amid antitrust investigation: Report - Cointelegraph](#)
- [SBF trial dates revealed: FTX founder to stand trial over 6 weeks - Cointelegraph](#)
- [Enter the Ether: VanEck releases two ETF ads ahead of possible Monday launch - Cointelegraph](#)
- [The Metaverse is real: Zuck's 'incredible' photorealistic tech wows crypto Twitter - Cointelegraph](#)
- [Ripple pulls back from Fortress acquisition 20 days after announcement - Cointelegraph](#)

Crypto Futures

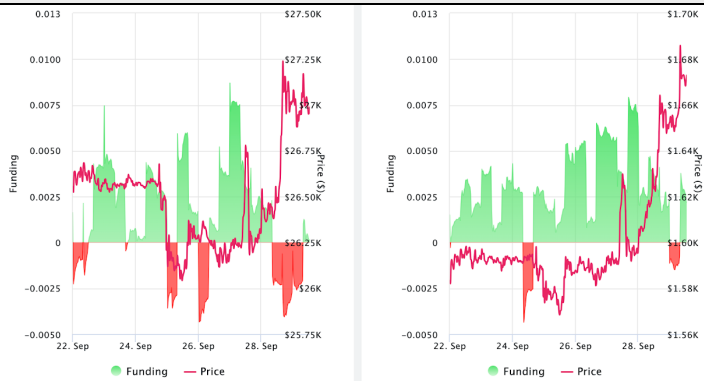
Futures Volume (BTC LHS ; ETH RHS), 1d



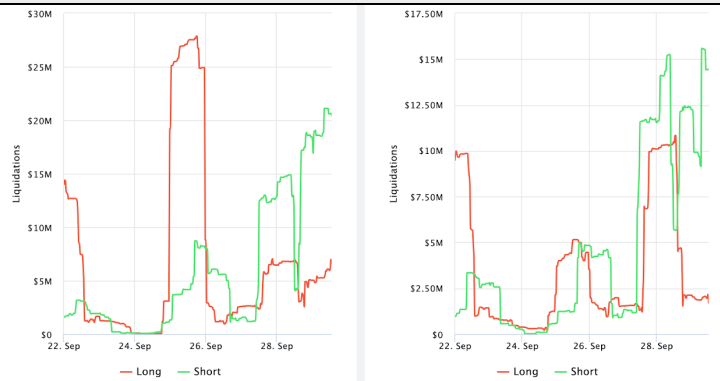
Futures Open Interest (BTC LHS ; ETH RHS)



Volume Weighted Funding Rate (BTC LHS ; ETH RHS), 1d

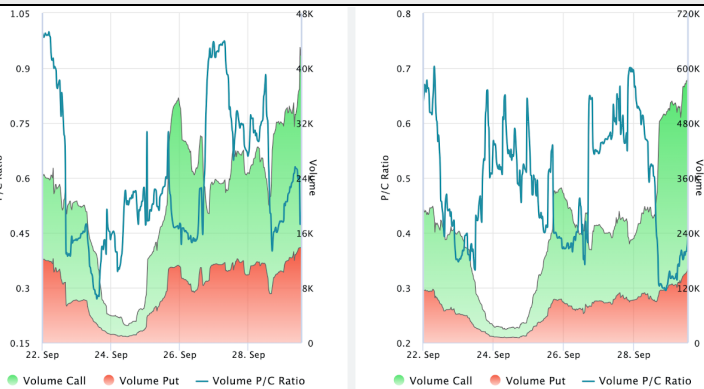


Liquidations (BTC LHS ; ETH RHS), 1d

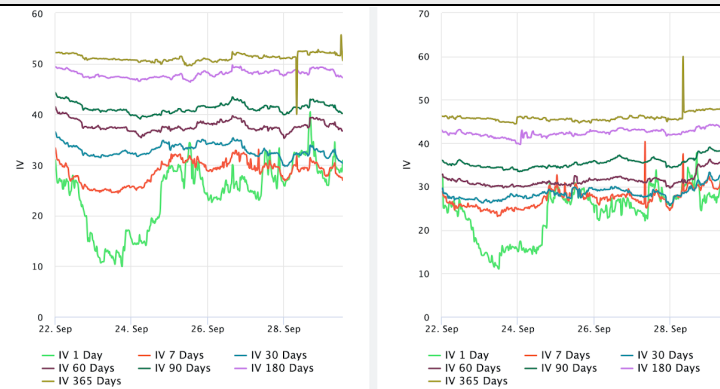


Crypto Options

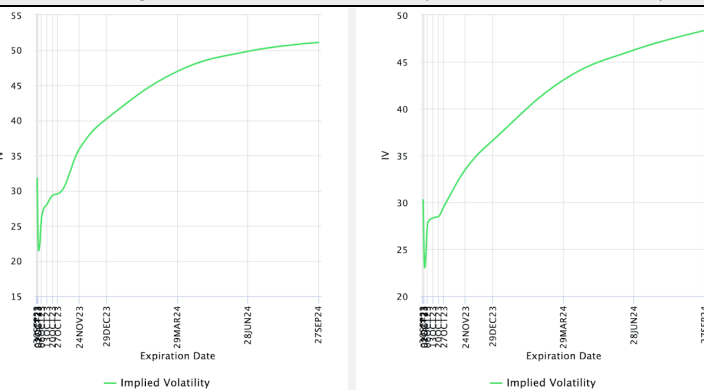
Options Volume & Put/Call Ratio (BTC LHS ; ETH RHS), 1d



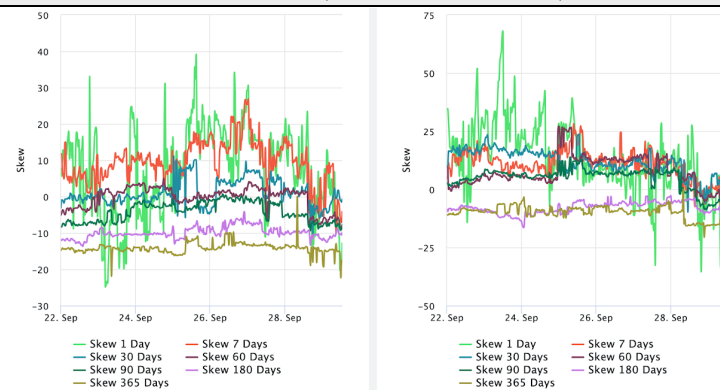
ATM Implied Volatility (BTC LHS ; ETH RHS)



ATM Implied Vol Term Structure (BTC LHS ; ETH RHS)



25 Delta Skew (BTC LHS ; ETH RHS)



About GSR

GSR is a global leader in digital asset trading, market making, OTC derivatives, and investments. We operate in a culture of excellence and leverage our first-rate reputation, deep relationships and proprietary trading technology to move swiftly and capitalize on market opportunities.

GSR's experienced team brings together decades of institutional trading expertise, while our industry-leading proprietary technology stack anchors everything we do.

Our main service areas are: market making; proprietary and algorithmic trading; client execution; structured products; risk management solutions; and portfolio investments.

For more information or if we can help with anything, please see gsr.io or contact us at gsr@gsr.io.

Follow GSR for more content: [Twitter](#) [Telegram](#) [LinkedIn](#)

Authors

Matt Kunke, Research Analyst [Twitter](#) [Telegram](#) [LinkedIn](#)
Brian Rudick, Senior Strategist [Twitter](#) [Telegram](#) [LinkedIn](#)

Required Disclosures

This material is provided by GSR (the "Firm") solely for informational purposes, is intended only for sophisticated, institutional investors and does not constitute an offer or commitment, a solicitation of an offer or commitment, or any advice or recommendation, to enter into or conclude any transaction (whether on the terms shown or otherwise), or to provide investment services in any state or country where such an offer or solicitation or provision would be illegal. The Firm is not and does not act as an advisor or fiduciary in providing this material.

This material is not a research report, and not subject to any of the independence and disclosure standards applicable to research reports prepared pursuant to FINRA or CFTC research rules. This material is not independent of the Firm's proprietary interests, which may conflict with the interests of any counterparty of the Firm. The Firm trades instruments discussed in this material for its own account, may trade contrary to the views expressed in this material, and may have positions in other related instruments.

Information contained herein is based on sources considered to be reliable, but is not guaranteed to be accurate or complete. Any opinions or estimates expressed herein reflect a judgment made by the author(s) as of the date of publication, and are subject to change without notice. Trading and investing in digital assets involves significant risks including price volatility and illiquidity and may not be suitable for all investors. The Firm is not liable whatsoever for any direct or consequential loss arising from the use of this material. Copyright of this material belongs to GSR. Neither this material nor any copy thereof may be taken, reproduced or redistributed, directly or indirectly, without prior written permission of GSR.

Notes & Sources

All options data is based on Deribit and derivatives graphics are from Laevidas. Market returns are based on price returns for the following ETFs: VOO, QQQ, EWU, EWG, EWJ, and EWH. Onchain volumes are not considered and thus certain token volumes may be understated (e.g., stETH).

CoinGecko	Santiment	DefiLlama	CoinMarketCap	Laevidas
L2Beat	Google Finance	TradingView	Deribit	WorldCoinIndex
Cryptorank	Investing.com	NFT Price Floor	CryptoSlate	