

Crypto Leaderboard

Rank	Name	Ticker	Price	24h	7d	30d	24h Vol \$m	MC \$m	1-Year Chart
1	Bitcoin	BTC	\$25,807	0%	-1%	-11%	8,450	502,647	
2	Ethereum	ETH	\$1,637	0%	0%	-10%	5,997	196,778	
3	Tether	USDT	\$1.00	0%	0%	0%	8,910	82,816	
4	BNB	BNB	\$215	1%	-1%	-11%	326	33,119	
5	XRP	XRP	\$0.50	0%	-3%	-19%	732	26,651	
6	USD Coin	USDC	\$1.00	0%	0%	0%	3,537	26,047	
7	Lido stETH	STETH	\$1,635	0%	-1%	-11%	7	14,024	
8	Dogecoin	DOGE	\$0.06	2%	2%	-14%	267	9,029	
9	Cardano	ADA	\$0.26	1%	-1%	-12%	88	9,003	
10	Solana	SOL	\$19.7	1%	-3%	-15%	267	8,044	

Top & Bottom Performers - Top 100 Tokens

24h		7 Days		30 Days		90 Days		365 Days	
RUNE	5%	TON	17%	RUNE	62%	RLB	604%	RLB	9901%
NEO	4%	MIOTA	13%	RLB	41%	KAS	127%	KAS	1142%
STX	4%	MKR	10%	DYDX	3%	MKR	81%	INJ	325%
MATIC	4%	SNX	9%	TRX	1%	BCH	75%	BGB	188%
UNI	-2%	OP	-7%	PEPE	-30%	CRV	-41%	APE	-72%
MIOTA	-2%	RLB	-9%	GALA	-31%	KCS	-42%	NEAR	-73%
MNT	-4%	HBAR	-9%	KAS	-32%	RPL	-50%	FLOW	-77%
TON	-6%	GALA	-15%	CETH	-100%	APE	-54%	LUNC	-85%

Category Performance

Category	7d	30d	90d	180d	365d	Ecosystem	7d	30d	90d	180d	365d
Other DeFi	-2%	-12%	-11%	-7%	3%	Cosmos	-4%	-3%	-7%	7%	29%
CEXs	-4%	-12%	-10%	-18%	-17%	Tron	-2%	-6%	-6%	3%	-6%
Currency	-6%	-14%	7%	16%	4%	Solana	-7%	-15%	-5%	-11%	-35%
Meme	-5%	-14%	-20%	-35%	-3%	BSC	-4%	-15%	-23%	-17%	-20%
DEX	-4%	-14%	-13%	-24%	-39%	Polkadot	-4%	-15%	-18%	-31%	-37%
IoT/Data/Comp.	-1%	-15%	-16%	-27%	-46%	Polygon	-5%	-17%	-23%	-24%	-27%
Smart Contract	-6%	-16%	-17%	-22%	-44%	Ethereum	-4%	-18%	-8%	-21%	-23%
Lending	-3%	-17%	2%	-12%	-41%	Avalanche	-3%	-22%	-5%	-17%	-33%
Privacy	-6%	-17%	-15%	-35%	-50%						
Gaming/Entertai	-7%	-18%	-23%	-37%	-62%						
Scaling	-7%	-19%	-26%	-43%	-43%						

DeFi

Total Value Locked, LTM, \$b

Top TVL By Protocol, \$b

DefiPulse Index, LTM

Trading Volume

Aggregate Volumes by Product, \$b					Top Derivatives Exchanges, \$m and bps					Top Spot Exchanges, \$m		
Product	1d	7d	30d	O/I	Exchange	1d Vol	O/I	Mkr	Tkr	Exchange	Score	1d Vol
Spot	13	91	349	n/a	Binance	19,534	7,127	2.0	4.0	Binance	9.9	5,087
Perpetuals	153	586	2,850	160	OKX	7,443	2,973	2.0	5.0	Coinbase	8.5	571
Futures	0	2	6	1	Bybit	5,013	4,248	2.0	5.5	Kraken	8.3	455
Options	1	5	24	n/a	KuCoin	769	1,098	2.0	6.0	KuCoin	7.4	223

Daily Spot Volume, Top 100 Tokens Last 20d, \$b				Top Volume, 1d, \$m		Top Volume, %20d Avg		Low Volume, %20d Avg	
				USDT	18,173	LUNC	228%	RETH	21%
				BTC	10,944	RPL	186%	HBAR	35%
				ETH	4,395	MNT	148%	RUNE	40%
				USDC	2,516	NEO	147%	PEPE	43%
				TUSD	1,715	BGB	143%	STETH	48%

Traditional Finance

Global Equity Markets							SPX vs. BTC, LTM	
	US	USGrwth	UK	Germany	Japan	HK		
1D	0%	0%	0%	-1%	1%	2%	40,000	8,000
7D	1%	1%	0%	-2%	2%	0%	30,000	6,000
90D	6%	8%	0%	0%	2%	-5%	20,000	4,000
365D	15%	29%	12%	28%	20%	-8%	10,000	2,000

10-Year Treasury Yields							Commodities & FX					
	US	Brazil	UK	Germany	Japan	HK	Last	WTI	Gas	Gold	USD/EUR	USD/JPY
Last	4.22%	11.14%	4.53%	2.59%	0.65%	3.89%	Last	85.5	2.59	1,959	0.93	147.3
1d Chg	0.05	-0.02	0.06	0.01	-0.01	-0.06	1d % Chg	0.0%	-6.2%	-0.4%	0.5%	0.6%

Volatility

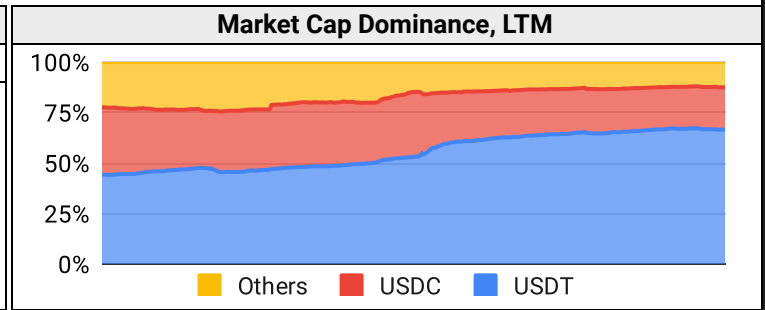
Annualized Volatility							Rolling 3M Annualized Volatility, LTM				
	BTC	ETH	BNB	XRP	DOGE	ADA					
30D	41%	36%	33%	61%	50%	42%	120%				
90D	35%	38%	40%	158%	58%	71%	80%				
180D	44%	45%	43%	124%	66%	66%	40%				
365D	49%	59%	53%	104%	91%	68%	0%				

Correlations

Intra-Crypto Correlations, LTM							Rolling 3M Correlations, LTM				
	BTC	ETH	BNB	XRP	DOGE	ADA					
BTC							0.80				
ETH	0.87						0.40				
BNB	0.75	0.76					0.00				
XRP	0.49	0.56	0.46				1.00				
DOGE	0.58	0.66	0.57	0.40			0.20				
ADA	0.74	0.80	0.72	0.70	0.61						

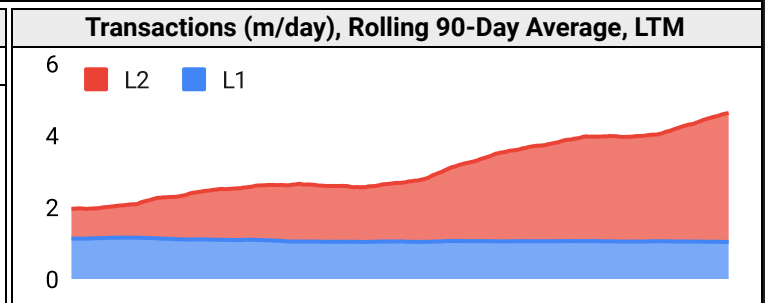
Stablecoins

Stablecoin Market Size and Volume, \$m				
Ticker	Price	1d Vol	20d Avg Vol	Market Cap
USDT	1.00	18,173	22,418	82,847
USDC	1.00	2,516	3,102	26,037
DAI	1.00	70	97	5,348
TUSD	1.00	1,715	1,940	3,430
BUSD	1.00	1,077	1,147	2,844
FRAX	1.00	6	9	745



Ethereum Mainnet & Layer 2s

Mainnet & Layer 2 Transactions (m/day) and L2 TVL (\$m)				
Network	1d	30d Avg	TVL	Tech Type
Ethereum	1.0	1.0	-	Mainnet
zkSync Era	1.0	1.0	402	ZKR
Arbitrum One	0.5	0.6	5,200	ORU
Base	0.3	0.5	378	ORU
OP Mainnet	0.3	0.5	2,410	ORU
Starknet	0.6	0.4	142	ZKR
Immutable X	0.3	0.2	91	App-specific Validium
dYdX	0.2	0.2	334	App-specific ZKR
Mantle	0.2	0.1	89	Optimium
Arbitrum Nova	0.1	0.1	19	Optimium



Layer 2 Token Performance & Market Cap (\$m)					
	MATIC	MNT	ARB	OP	IMX
30d Return	-16%	-16%	-21%	-22%	-27%
Market Cap	5,200	1,380	1,140	1,060	613

NFTs and DAOs

NFT Collection Stats (in ETH)					
Collection	Floor	Listings	3M Ret.	3M Vol	Market Cap
CryptoPunks	48.0	1,087	-6%	45,760	479,900
Bored Ape	26.9	470	-41%	261,847	268,590
Autoglyphs	199.0	6	14%	887	101,888
Mutant Ape	5.1	646	-47%	118,695	100,297
Squiggle	9.5	212	-13%	3,149	94,867
Fidenza	62.0	43	-11%	1,720	61,938
The Sandbox	0.3	329	-27%	475	46,459
Azuki	4.1	448	-76%	147,518	41,260
Decentraland	0.4	140	-12%	117	38,740
The Captainz	3.8	156	-57%	23,382	37,886

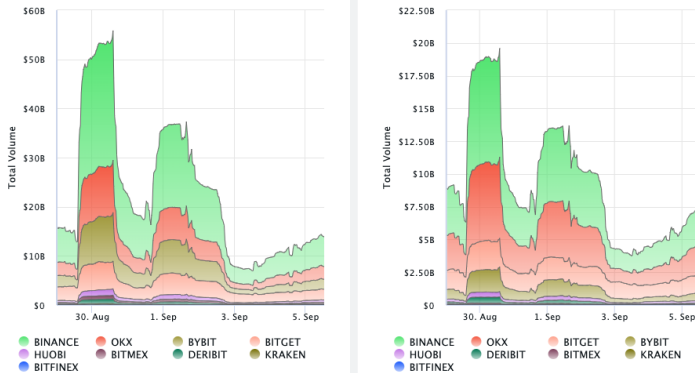
DAO Treasury Amount (\$m) and Composition					
DAO	Treasury	Stables	BTC/ETH	Own Tokens	Other
Mantle	3,377	8%	13%	39%	39%
Arbitrum	3,159	0%	0%	100%	0%
Uniswap	1,825	0%	0%	100%	0%
Optimism	1,468	0%	0%	100%	0%
ENS	587	3%	5%	92%	0%
Ethereum	519	0%	100%	0%	0%
Golem	282	0%	96%	4%	0%
Wonderland	240	72%	0%	9%	19%
Lido	237	3%	25%	72%	0%
Stargate	235	17%	0%	81%	1%

Crypto News

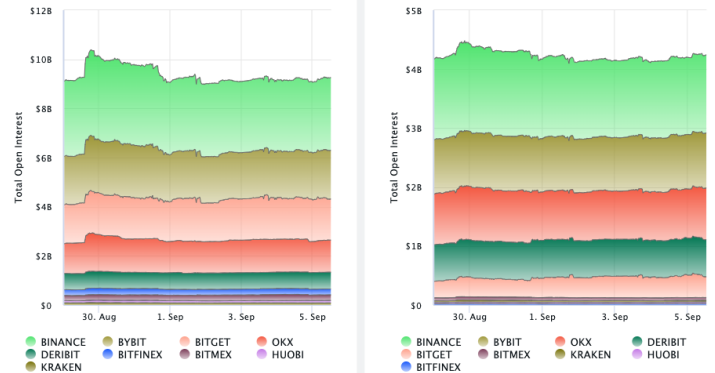
- [South Korean Hana Bank enters crypto custody business with BitGo - Cointelegraph](#)
- [Micro \\$3 Bitcoin miners won't make bank, but that's not the point: Inventors - FXStreet](#)
- [CNBC Daily Open: Bitcoin's still struggling to gain acceptance - CNBC](#)
- [Bitcoin, Ether down: Binance loses another top executive - Forkast News](#)
- [Nima Capital goes dark after dumping 9M SYN tokens, community calls it VC rug - Cointelegraph](#)
- [Cronos Labs begins recruitment phase for \\$100M accelerator program - Cointelegraph](#)
- [Japanese regulator seeks to scrap "unrealized gains" tax on crypto - Cointelegraph](#)
- [Vitalik Buterin on fix for Ethereum centralization — make running nodes easier - Cointelegraph](#)
- [Solana YTD inflows suggest it's the 'most loved altcoin' — CoinShares - Cointelegraph](#)

Crypto Futures

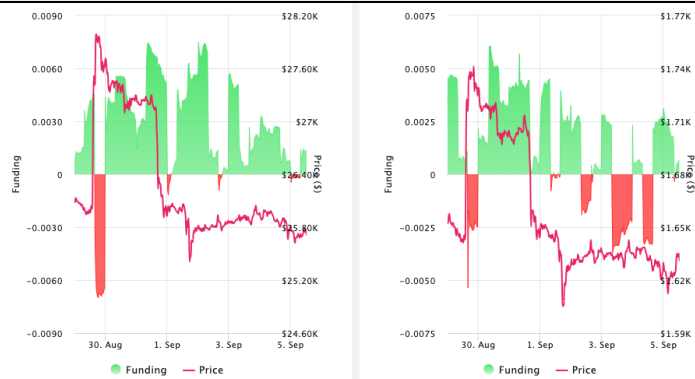
Futures Volume (BTC LHS ; ETH RHS), 1d



Futures Open Interest (BTC LHS ; ETH RHS)



Volume Weighted Funding Rate (BTC LHS ; ETH RHS), 1d

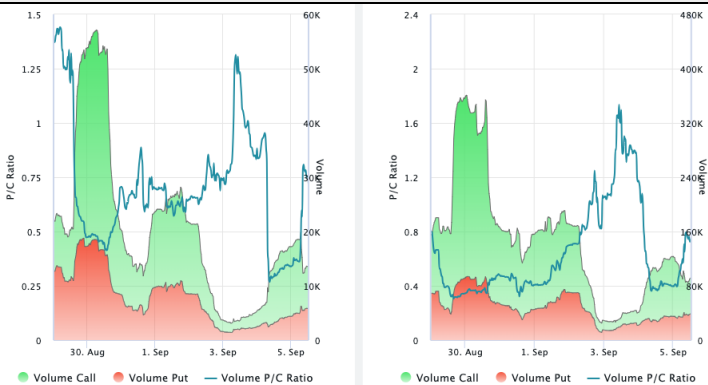


Liquidations (BTC LHS ; ETH RHS), 1d

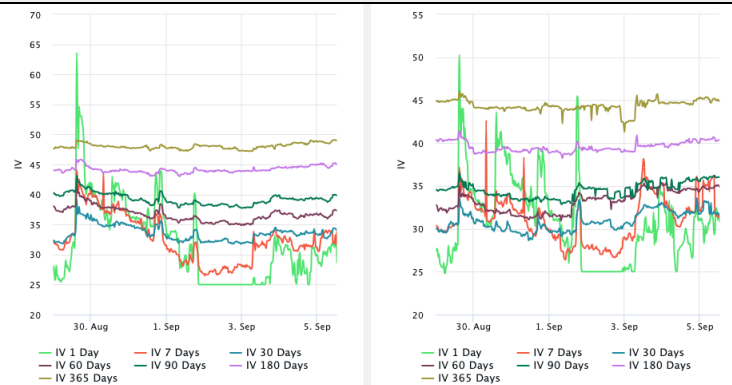


Crypto Options

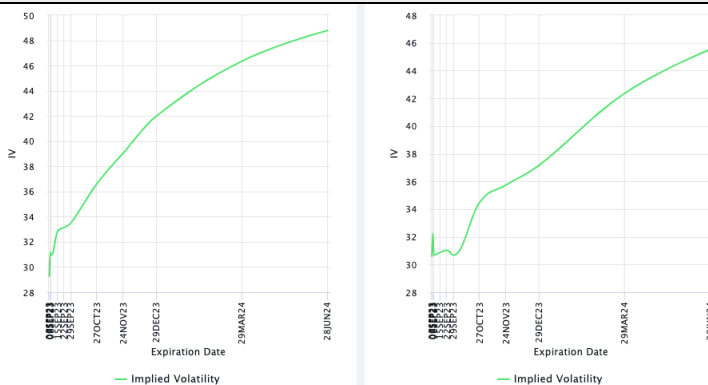
Options Volume & Put/Call Ratio (BTC LHS ; ETH RHS), 1d



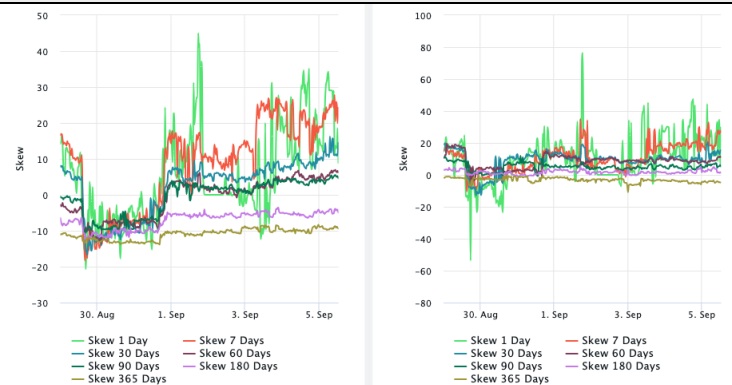
ATM Implied Volatility (BTC LHS ; ETH RHS)



ATM Implied Vol Term Structure (BTC LHS ; ETH RHS)



25 Delta Skew (BTC LHS ; ETH RHS)



About GSR

GSR is a global leader in digital asset trading, market making, OTC derivatives, and investments. We operate in a culture of excellence and leverage our first-rate reputation, deep relationships and proprietary trading technology to move swiftly and capitalize on market opportunities.

GSR's experienced team brings together decades of institutional trading expertise, while our industry-leading proprietary technology stack anchors everything we do.

Our main service areas are: market making; proprietary and algorithmic trading; client execution; structured products; risk management solutions; and portfolio investments.

For more information or if we can help with anything, please see gsr.io or contact us at gsr@gsr.io.

Follow GSR for more content: [Twitter](#) [Telegram](#) [LinkedIn](#)

Authors

Matt Kunke, Research Analyst [Twitter](#) [Telegram](#) [LinkedIn](#)
Brian Rudick, Senior Strategist [Twitter](#) [Telegram](#) [LinkedIn](#)

Required Disclosures

This material is provided by GSR (the "Firm") solely for informational purposes, is intended only for sophisticated, institutional investors and does not constitute an offer or commitment, a solicitation of an offer or commitment, or any advice or recommendation, to enter into or conclude any transaction (whether on the terms shown or otherwise), or to provide investment services in any state or country where such an offer or solicitation or provision would be illegal. The Firm is not and does not act as an advisor or fiduciary in providing this material.

This material is not a research report, and not subject to any of the independence and disclosure standards applicable to research reports prepared pursuant to FINRA or CFTC research rules. This material is not independent of the Firm's proprietary interests, which may conflict with the interests of any counterparty of the Firm. The Firm trades instruments discussed in this material for its own account, may trade contrary to the views expressed in this material, and may have positions in other related instruments.

Information contained herein is based on sources considered to be reliable, but is not guaranteed to be accurate or complete. Any opinions or estimates expressed herein reflect a judgment made by the author(s) as of the date of publication, and are subject to change without notice. Trading and investing in digital assets involves significant risks including price volatility and illiquidity and may not be suitable for all investors. The Firm is not liable whatsoever for any direct or consequential loss arising from the use of this material. Copyright of this material belongs to GSR. Neither this material nor any copy thereof may be taken, reproduced or redistributed, directly or indirectly, without prior written permission of GSR.

Notes & Sources

All options data is based on Deribit and derivatives graphics are from Laevidas. Market returns are based on price returns for the following ETFs: VOO, QQQ, EWU, EWG, EWJ, and EWH. Onchain volumes are not considered and thus certain token volumes may be understated (e.g., stETH).

CoinGecko	Santiment	DefiLlama	CoinMarketCap	Laevidas
L2Beat	Google Finance	TradingView	Deribit	WorldCoinIndex
Cryptorank	Investing.com	NFT Price Floor	CryptoSlate	