











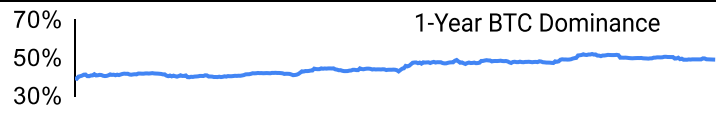
Crypto Leaderboard

Rank	Name	Ticker	Price	24h	7d	30d	24h Vol \$m	MC \$m	1-Year Chart
1	Bitcoin	BTC	\$25,700	0%	-6%	-12%	9,471	500,581	
2	Ethereum	ETH	\$1,632	0%	-5%	-11%	4,850	196,182	
3	Tether	USDT	\$1.00	0%	0%	0%	15,291	82,831	
4	BNB	BNB	\$215	0%	-4%	-11%	251	33,055	
5	XRP	XRP	\$0.50	0%	-5%	-19%	660	26,522	
6	USD Coin	USDC	\$1.00	0%	0%	0%	2,890	25,992	
7	Lido stETH	STETH	\$1,630	0%	-5%	-11%	25	13,979	
8	Dogecoin	DOGE	\$0.06	0%	-2%	-13%	222	8,995	
9	Cardano	ADA	\$0.26	0%	-3%	-12%	98	8,970	
10	Solana	SOL	\$19.8	1%	-8%	-14%	400	8,092	

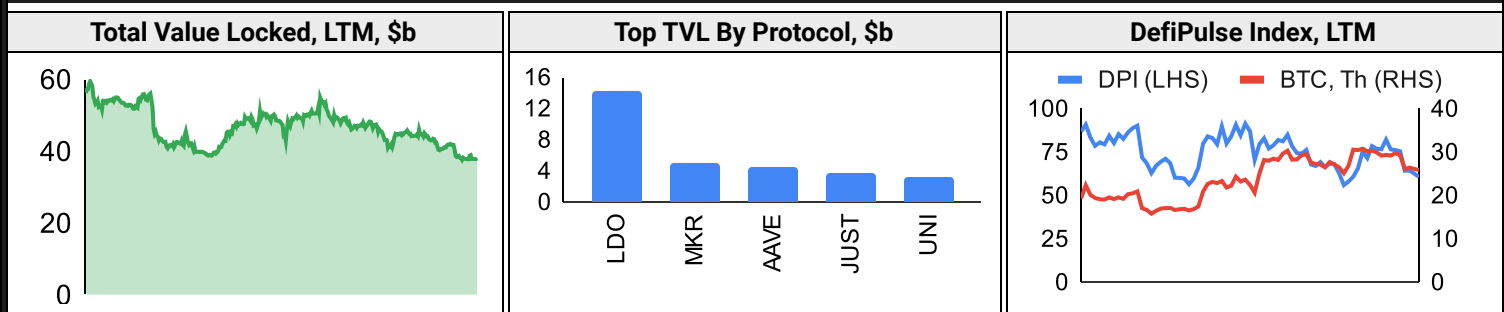
Top & Bottom Performers - Top 100 Tokens

24h		7 Days		30 Days		90 Days		365 Days	
SNX	12%	SNX	21%	RUNE	62%	RLB	578%	RLB	9761%
KAS	12%	MIOTA	9%	RLB	51%	KAS	147%	KAS	1227%
XRD	4%	KAS	7%	TRX	2%	MKR	78%	INJ	369%
KAVA	3%	MKR	6%	XRD	2%	BCH	72%	OKB	195%
CSPR	-2%	XDC	-12%	OP	-26%	CRV	-41%	APE	-69%
RLB	-2%	STX	-13%	CRV	-27%	KCS	-42%	NEAR	-72%
MNT	-2%	RLB	-15%	KCS	-29%	RPL	-51%	FLOW	-75%
XLM	-5%	GALA	-20%	GALA	-31%	APE	-54%	LUNC	-84%

Category Performance

Category	7d	30d	90d	180d	365d	Ecosystem	7d	30d	90d	180d	365d
CEXs	-3%	-11%	-13%	-18%	-13%	Cosmos	-2%	-2%	-5%	8%	41%
Other DeFi	0%	-12%	-12%	-10%	10%	Tron	1%	-4%	-6%	5%	0%
Meme	-5%	-13%	-21%	-37%	1%	BSC	-1%	-13%	-21%	-18%	-13%
DEX	0%	-14%	-12%	-22%	-32%	Solana	-3%	-13%	-3%	-7%	-28%
IoT/Data/Comp.	0%	-14%	-17%	-27%	-41%	Polkadot	-1%	-15%	-18%	-31%	-33%
Lending	0%	-15%	3%	-10%	-37%	Ethereum	-1%	-16%	-7%	-20%	-17%
Smart Contract	-4%	-15%	-17%	-22%	-40%	Polygon	-3%	-17%	-22%	-25%	-21%
Currency	-4%	-16%	5%	15%	9%	Avalanche	0%	-21%	-5%	-16%	-28%
Gaming/Entertai	-5%	-16%	-23%	-37%	-59%						
Privacy	-5%	-17%	-16%	-33%	-46%						
Scaling	-6%	-19%	-26%	-45%	-37%						

DeFi



Trading Volume

Aggregate Volumes by Product, \$b					Top Derivatives Exchanges, \$m and bps					Top Spot Exchanges, \$m		
Product	1d	7d	30d	O/I	Exchange	1d Vol	O/I	Mkr	Tkr	Exchange	Score	1d Vol
Spot	12	91	351	n/a	Binance	19,980	7,201	2.0	4.0	Binance	9.9	4,872
Perpetuals	47	635	2,900	158	Bybit	4,690	4,289	2.0	5.5	Coinbase	8.5	527
Futures	0	2	6	1	OKX	6,005	2,971	2.0	5.0	Kraken	8.4	451
Options	1	4	24	n/a	KuCoin	736	1,136	2.0	6.0	KuCoin	7.3	189

Daily Spot Volume, Top 100 Tokens Last 20d, \$b		Top Volume, 1d, \$m		Top Volume, %20d Avg		Low Volume, %20d Avg	
		USDT	17,252	NEO	363%	RETH	11%
		BTC	10,372	SNX	316%	CBETH	26%
		ETH	3,834	STX	163%	USDP	31%
		USDC	2,350	STETH	158%	HBAR	41%
		TUSD	1,619	MNT	147%	RUNE	41%

Traditional Finance

Global Equity Markets							SPX vs. BTC, LTM	
	US	USGrwth	UK	Germany	Japan	HK		
1D	0%	0%	-1%	-1%	0%	-2%		
7D	0%	0%	-2%	-3%	2%	-1%		
90D	5%	7%	-2%	-2%	1%	-8%		
365D	15%	29%	11%	27%	20%	-9%		

10-Year Treasury Yields							Commodities & FX					
	US	Brazil	UK	Germany	Japan	HK	Last	WTI	Gas	Gold	USD/EUR	USD/JPY
Last	4.25%	11.27%	4.56%	2.61%	0.65%	3.94%	Last	86.3	2.54	1,950	0.93	147.3
1d Chg	-0.02	0.05	0.03	0.00	-0.01	-0.06	1d % Chg	-0.5%	-1.7%	-0.2%	-0.2%	-0.3%

Volatility

Annualized Volatility							Rolling 3M Annualized Volatility, LTM		
	BTC	ETH	BNB	XRP	DOGE	ADA			
30D	41%	36%	33%	61%	50%	42%			
90D	35%	38%	40%	158%	58%	71%			
180D	43%	45%	43%	124%	66%	66%			
365D	49%	59%	52%	104%	90%	67%			

Correlations

Intra-Crypto Correlations, LTM							Rolling 3M Correlations, LTM	
	BTC	ETH	BNB	XRP	DOGE	ADA		
BTC								
ETH	0.87							
BNB	0.74	0.76						
XRP	0.49	0.56	0.46					
DOGE	0.58	0.66	0.56	0.40				
ADA	0.74	0.80	0.71	0.70	0.61			

Stablecoins

Stablecoin Market Size and Volume, \$m					Market Cap Dominance, LTM	
Ticker	Price	1d Vol	20d Avg Vol	Market Cap		
USDT	1.00	17,252	20,978	82,871		
USDC	1.00	2,350	2,894	26,030		
DAI	1.00	57	88	5,347		
TUSD	1.00	1,619	1,839	3,270		
BUSD	1.00	1,034	1,068	2,745		
FRAX	1.00	6	8	744		

Ethereum Mainnet & Layer 2s

Mainnet & Layer 2 Transactions (m/day) and L2 TVL (\$m)					Transactions (m/day), Rolling 90-Day Average, LTM	
Network	1d	30d Avg	TVL	Tech Type		
Ethereum	1.0	1.0	-	Mainnet		
zkSync Era	1.0	1.0	388	ZKR		
Arbitrum One	0.6	0.6	5,170	ORU		
Base	0.3	0.5	381	ORU		
OP Mainnet	0.3	0.5	2,450	ORU		
Starknet	0.7	0.4	156	ZKR		
Immutable X	0.1	0.2	91	App-specific Validium		
dYdX	0.2	0.2	333	App-specific ZKR		
Mantle	0.2	0.1	87	Optimium		
Arbitrum Nova	0.1	0.1	19	Optimium		

Layer 2 Token Performance & Market Cap (\$m)					
	MATIC	MNT	ARB	OP	IMX
30d Return	-18%	-18%	-21%	-24%	-26%
Market Cap	5,160	1,350	1,140	1,060	618

NFTs and DAOs

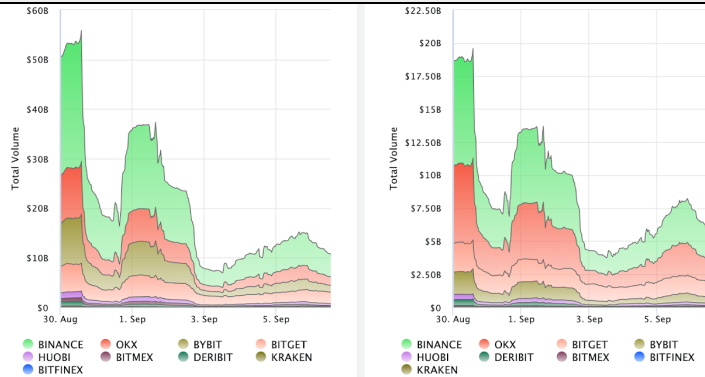
NFT Collection Stats (in ETH)						DAO Treasury Amount (\$m) and Composition					
Collection	Floor	Listings	3M Ret.	3M Vol	Market Cap	DAO	Treasury	Stables	BTC/ETH	Own Tokens	Other
CryptoPunks	48.0	1,086	-6%	45,554	479,800	Mantle	3,275	9%	14%	40%	38%
Bored Ape	27.5	485	-39%	252,797	274,900	Arbitrum	3,163	0%	0%	100%	0%
Mutant Ape	5.3	664	-43%	117,895	103,882	Uniswap	1,867	0%	0%	100%	0%
Autoglyphs	199.0	6	14%	887	101,888	Optimism	1,480	0%	0%	100%	0%
Squiggle	9.5	212	-12%	3,189	94,867	ENS	589	3%	5%	92%	0%
Fidenza	62.0	44	-11%	1,720	61,938	Ethereum	519	0%	100%	0%	0%
The Sandbox	0.3	338	-26%	469	45,821	Golem	282	0%	96%	4%	0%
Azuki	4.2	437	-76%	146,228	42,090	Lido	241	3%	24%	73%	0%
DeGods	4.3	328	-53%	79,289	38,517	Wonderland	240	72%	0%	9%	19%
Ringers by Dmitri	36.0	33	-8%	794	36,000	Stargate	238	17%	0%	82%	1%

Crypto News

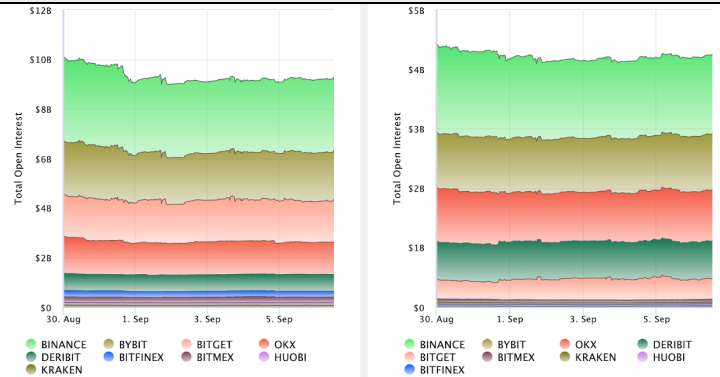
- [Sam Bankman-Fried appeal against bail revocation 'meritless': Prosecutors - Cointelegraph](#)
- [DYdX to launch decentralized order book exchange on Cosmos: KBW 2023 - Cointelegraph](#)
- [New \\$20M fund eyes blockchain gaming and NFTs - Cointelegraph](#)
- [Marathon's Bitcoin mining rate fell 9% in August - Cointelegraph](#)
- [Justin Bieber hit track becomes NFT for royalty-sharing - Cointelegraph](#)
- [Grayscale asks SEC to meet on 'way forward' for Bitcoin ETF conversion - Cointelegraph](#)
- [Crypto market 'dramatically underestimates' bullishness of spot Bitcoin ETFs - Cointelegraph](#)
- [Coinbase layer-2 network Base suffers first major outage since launch - Cointelegraph](#)
- [US-based Genesis Global Trading will eliminate its crypto spot trading service - Cointelegraph](#)

Crypto Futures

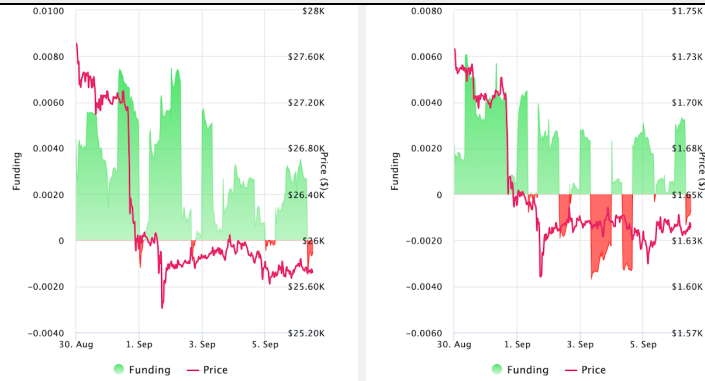
Futures Volume (BTC LHS ; ETH RHS), 1d



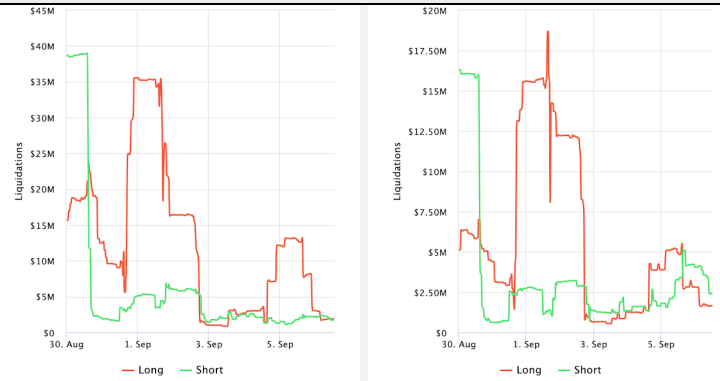
Futures Open Interest (BTC LHS ; ETH RHS)



Volume Weighted Funding Rate (BTC LHS ; ETH RHS), 1d

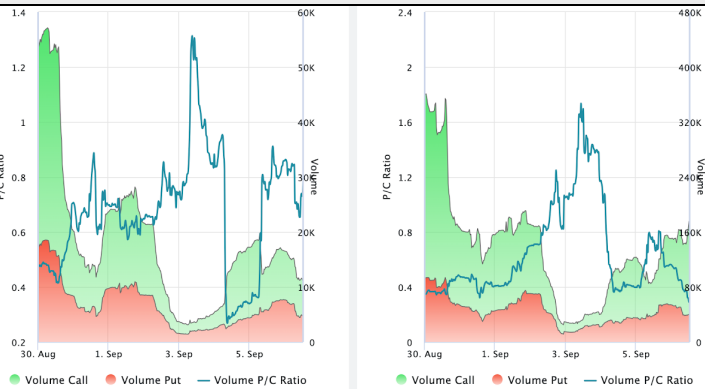


Liquidations (BTC LHS ; ETH RHS), 1d

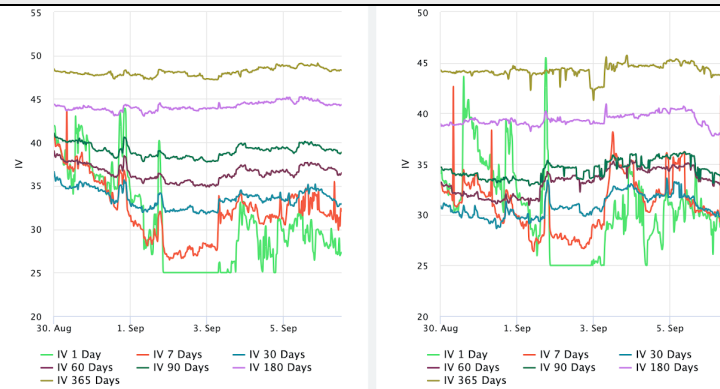


Crypto Options

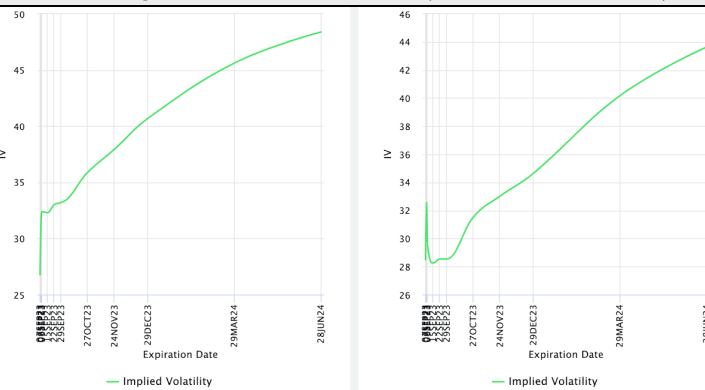
Options Volume & Put/Call Ratio (BTC LHS ; ETH RHS), 1d



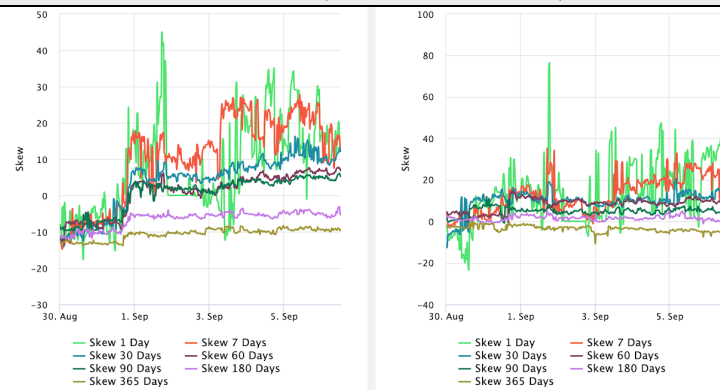
ATM Implied Volatility (BTC LHS ; ETH RHS)



ATM Implied Vol Term Structure (BTC LHS ; ETH RHS)



25 Delta Skew (BTC LHS ; ETH RHS)



About GSR

GSR is a global leader in digital asset trading, market making, OTC derivatives, and investments. We operate in a culture of excellence and leverage our first-rate reputation, deep relationships and proprietary trading technology to move swiftly and capitalize on market opportunities.

GSR's experienced team brings together decades of institutional trading expertise, while our industry-leading proprietary technology stack anchors everything we do.

Our main service areas are: market making; proprietary and algorithmic trading; client execution; structured products; risk management solutions; and portfolio investments.

For more information or if we can help with anything, please see gsr.io or contact us at gsr@gsr.io.

Follow GSR for more content: [Twitter](#) [Telegram](#) [LinkedIn](#)

Authors

Matt Kunke, Research Analyst [Twitter](#) [Telegram](#) [LinkedIn](#)
Brian Rudick, Senior Strategist [Twitter](#) [Telegram](#) [LinkedIn](#)

Required Disclosures

This material is provided by GSR (the "Firm") solely for informational purposes, is intended only for sophisticated, institutional investors and does not constitute an offer or commitment, a solicitation of an offer or commitment, or any advice or recommendation, to enter into or conclude any transaction (whether on the terms shown or otherwise), or to provide investment services in any state or country where such an offer or solicitation or provision would be illegal. The Firm is not and does not act as an advisor or fiduciary in providing this material.

This material is not a research report, and not subject to any of the independence and disclosure standards applicable to research reports prepared pursuant to FINRA or CFTC research rules. This material is not independent of the Firm's proprietary interests, which may conflict with the interests of any counterparty of the Firm. The Firm trades instruments discussed in this material for its own account, may trade contrary to the views expressed in this material, and may have positions in other related instruments.

Information contained herein is based on sources considered to be reliable, but is not guaranteed to be accurate or complete. Any opinions or estimates expressed herein reflect a judgment made by the author(s) as of the date of publication, and are subject to change without notice. Trading and investing in digital assets involves significant risks including price volatility and illiquidity and may not be suitable for all investors. The Firm is not liable whatsoever for any direct or consequential loss arising from the use of this material. Copyright of this material belongs to GSR. Neither this material nor any copy thereof may be taken, reproduced or redistributed, directly or indirectly, without prior written permission of GSR.

Notes & Sources

All options data is based on Deribit and derivatives graphics are from Laevidas. Market returns are based on price returns for the following ETFs: VOO, QQQ, EWU, EWG, EWJ, and EWH. Onchain volumes are not considered and thus certain token volumes may be understated (e.g., stETH).

CoinGecko	Santiment	DefiLlama	CoinMarketCap	Laevidas
L2Beat	Google Finance	TradingView	Deribit	WorldCoinIndex
Cryptorank	Investing.com	NFT Price Floor	CryptoSlate	