

Crypto Leaderboard

Rank	Name	Ticker	Price	24h	7d	30d	24h Vol \$m	MC \$m	1-Year Chart
1	Bitcoin	BTC	\$25,691	0%	-6%	-14%	6,030	500,307	
2	Ethereum	ETH	\$1,627	0%	-5%	-12%	8,019	195,611	
3	Tether	USDT	\$1.00	0%	0%	0%	15,360	82,829	
4	BNB	BNB	\$214	-1%	-5%	-13%	339	32,889	
5	XRP	XRP	\$0.50	0%	-5%	-22%	747	26,402	
6	USD Coin	USDC	\$1.00	0%	0%	0%	4,208	26,005	
7	Lido stETH	STETH	\$1,627	0%	-5%	-12%	52	13,986	
8	Cardano	ADA	\$0.25	-1%	-4%	-15%	117	8,894	
9	Dogecoin	DOGE	\$0.06	-2%	-6%	-16%	250	8,870	
10	Solana	SOL	\$19.4	-2%	-7%	-20%	320	7,956	

Top & Bottom Performers - Top 100 Tokens

24h		7 Days		30 Days		90 Days		365 Days	
RNDR	4%	SNX	16%	RUNE	57%	RLB	552%	RLB	8963%
CRO	3%	KAS	14%	TRX	3%	KAS	144%	KAS	1071%
TON	3%	MIOTA	9%	XRD	0%	MKR	80%	INJ	337%
KAS	3%	TON	7%	USDC	0%	BCH	72%	OKB	196%
SHIB	-2%	BCH	-14%	APE	-27%	KCS	-41%	CHZ	-70%
SUI	-2%	STX	-14%	KCS	-29%	CRV	-42%	NEAR	-74%
RLB	-5%	RLB	-17%	GALA	-33%	RPL	-52%	FLOW	-77%
SNX	-7%	GALA	-20%	PEPE	-33%	APE	-52%	LUNC	-86%

Category Performance

Category	7d	30d	90d	180d	365d	Ecosystem	7d	30d	90d	180d	365d
CEXs	-1%	-12%	-10%	-18%	-14%	Tron	1%	-4%	-1%	3%	-2%
Other DeFi	1%	-13%	-13%	-11%	3%	Cosmos	1%	-5%	-3%	12%	31%
IoT/Data/Comp.	2%	-15%	-16%	-27%	-46%	BSC	2%	-14%	-20%	-18%	-17%
Meme	-2%	-15%	-21%	-37%	-2%	Polkadot	3%	-15%	-16%	-30%	-36%
DEX	0%	-16%	-12%	-21%	-36%	Ethereum	1%	-17%	-8%	-19%	-22%
Lending	-1%	-16%	2%	-8%	-39%	Solana	0%	-17%	-2%	-2%	-30%
Smart Contract	-1%	-17%	-16%	-23%	-43%	Polygon	0%	-18%	-22%	-25%	-26%
Currency	-1%	-17%	5%	14%	5%	Avalanche	1%	-23%	-5%	-15%	-32%
Privacy	-1%	-18%	-16%	-32%	-48%						
Gaming/Entertai	-2%	-20%	-23%	-37%	-61%						
Scaling	-3%	-21%	-26%	-44%	-42%						

DeFi

Total Value Locked, LTM, \$b	Top TVL By Protocol, \$b	DefiPulse Index, LTM

Trading Volume

Aggregate Volumes by Product, \$b					Top Derivatives Exchanges, \$m and bps					Top Spot Exchanges, \$m		
Product	1d	7d	30d	O/I	Exchange	1d Vol	O/I	Mkr	Tkr	Exchange	Score	1d Vol
Spot	13	79	354	n/a	Binance	23,802	7,206	2.0	4.0	Binance	9.9	5,297
Perpetuals	79	630	2,990	190	Bybit	6,582	4,251	2.0	5.5	Coinbase	8.5	720
Futures	0	2	6	1	OKX	9,073	2,969	2.0	5.0	Kraken	8.3	434
Options	1	4	24	n/a	KuCoin	1,020	1,133	2.0	6.0	KuCoin	7.3	239

Daily Spot Volume, Top 100 Tokens Last 20d, \$b				Top Volume, 1d, \$m		Top Volume, %20d Avg		Low Volume, %20d Avg	
				USDT	19,178	STETH	287%	USDP	31%
				BTC	11,696	RETH	232%	HBAR	35%
				ETH	5,301	SNX	181%	CBETH	50%
				USDC	2,727	KAS	173%	STX	51%
				TUSD	1,765	FXS	140%	RLB	54%

Traditional Finance

Global Equity Markets							SPX vs. BTC, LTM	
	US	USGrwth	UK	Germany	Japan	HK		
1D	-1%	-1%	0%	0%	0%	0%		
7D	-1%	-1%	-1%	-2%	1%	0%		
90D	4%	6%	-2%	-2%	0%	-8%		
365D	12%	25%	10%	24%	21%	-10%		

10-Year Treasury Yields							Commodities & FX					
	US	Brazil	UK	Germany	Japan	HK	Last	WTI	Gas	Gold	USD/EUR	USD/JPY
Last	4.29%	11.34%	4.53%	2.63%	0.64%	3.99%	Last	87.1	2.53	1,946	0.93	147.4
1d Chg	-0.01	-0.01	-0.01	-0.02	-0.02	-0.06	1d % Chg	-0.6%	0.8%	0.1%	0.2%	-0.2%

Volatility

Annualized Volatility							Rolling 3M Annualized Volatility, LTM		
	BTC	ETH	BNB	XRP	ADA	DOGE			
30D	40%	35%	32%	59%	41%	49%			
90D	35%	38%	40%	158%	68%	58%			
180D	43%	44%	43%	124%	66%	66%			
365D	49%	59%	52%	104%	67%	90%			

Correlations

Intra-Crypto Correlations, LTM							Rolling 3M Correlations, LTM	
	BTC	ETH	BNB	XRP	ADA	DOGE		
BTC								
ETH	0.87							
BNB	0.74	0.75						
XRP	0.49	0.55	0.46					
ADA	0.74	0.80	0.71	0.70				
DOGE	0.58	0.66	0.56	0.40	0.61			

Stablecoins

Stablecoin Market Size and Volume, \$m					Market Cap Dominance, LTM	
Ticker	Price	1d Vol	20d Avg Vol	Market Cap		
USDT	1.00	19,178	20,345	82,856		
USDC	1.00	2,727	2,807	26,016		
DAI	1.00	91	86	5,344		
TUSD	1.00	1,765	1,787	3,264		
BUSD	1.00	859	1,010	2,664		
USDD	1.00	16	22	724		

Ethereum Mainnet & Layer 2s

Mainnet & Layer 2 Transactions (m/day) and L2 TVL (\$m)					Transactions (m/day), Rolling 90-Day Average, LTM	
Network	1d	30d Avg	TVL	Tech Type		
Ethereum	1.1	1.0	-	Mainnet		
zkSync Era	0.9	1.0	396	ZKR		
Arbitrum One	0.5	0.6	5,170	ORU		
Base	0.3	0.5	385	ORU		
Starknet	0.6	0.5	154	ZKR		
OP Mainnet	0.4	0.4	2,450	ORU		
Immutable X	0.2	0.2	90	App-specific Validium		
dYdX	0.2	0.2	333	App-specific ZKR		
Mantle	0.2	0.1	87	Optimium		
Arbitrum Nova	0.1	0.1	19	Optimium		

Layer 2 Token Performance & Market Cap (\$m)					
	MATIC	MNT	ARB	OP	IMX
30d Return	-18%	-17%	-21%	-23%	-25%
Market Cap	5,170	1,350	1,150	1,050	606

NFTs and DAOs

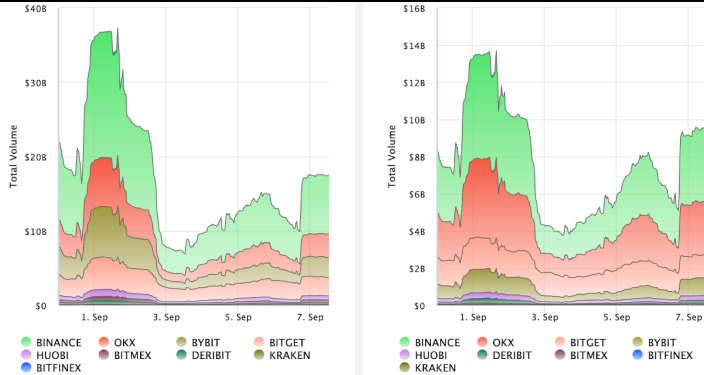
NFT Collection Stats (in ETH)						DAO Treasury Amount (\$m) and Composition					
Collection	Floor	Listings	3M Ret.	3M Vol	Market Cap	DAO	Treasury	Stables	BTC/ETH	Own Tokens	Other
CryptoPunks	47.0	1,085	-8%	45,328	470,000	Mantle	3,291	9%	14%	40%	38%
Bored Ape	27.2	468	-41%	251,323	272,000	Arbitrum	3,180	0%	0%	100%	0%
Autoglyphs	199.0	6	14%	887	101,888	Uniswap	1,880	0%	0%	100%	0%
Mutant Ape	5.2	614	-45%	115,467	101,154	Optimism	1,468	0%	0%	100%	0%
Squiggle	9.5	216	-10%	3,236	94,867	ENS	572	3%	5%	91%	0%
Fidenza	62.0	43	-17%	1,650	61,938	Ethereum	520	0%	100%	0%	0%
The Sandbox	0.3	343	-32%	462	44,184	Golem	283	0%	96%	4%	0%
Azuki	4.1	469	-76%	145,048	41,200	Stargate	241	17%	0%	82%	1%
Decentraland	0.4	131	-19%	115	38,740	Wonderland	239	72%	0%	9%	19%
DeGods	4.2	348	-56%	79,296	37,535	Lido	239	3%	24%	72%	0%

Crypto News

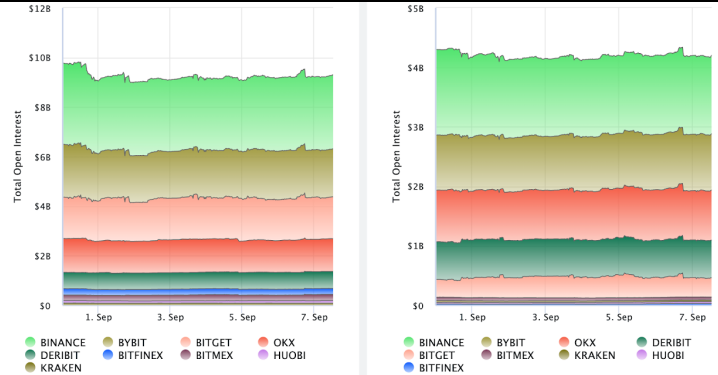
- [Grayscale Bitcoin Trust's alleged wallet addresses released by Arkham - Cointelegraph](#)
- [Solana leads gains following Visa partnership news, Bitcoin little changed even as whales snap up asset - Yahoo Finance](#)
- [Texas paid a bitcoin miner more than \\$31 million to power down during heat wave - Texas Public Radio](#)
- [EU financial chief: Don't rush digital euro before new Commission in June 2024 - Cointelegraph](#)
- [US Treasury, IRS propose cryptocurrency regulations for brokers - Cointelegraph](#)
- [Google makes AI disclosure mandatory in political campaign ads - Cointelegraph](#)
- [Former OpenSea manager withdraws application for bail pending appeal - Cointelegraph](#)
- [FASB rules 'eliminate the poor optics' that deterred firms from crypto: Analyst - Cointelegraph](#)
- [VanEck, ARK filings officially start clock for spot Ethereum ETFs: Analyst - Cointelegraph](#)

Crypto Futures

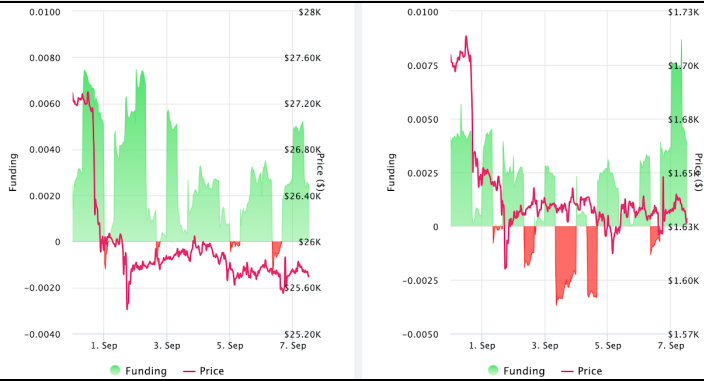
Futures Volume (BTC LHS ; ETH RHS), 1d



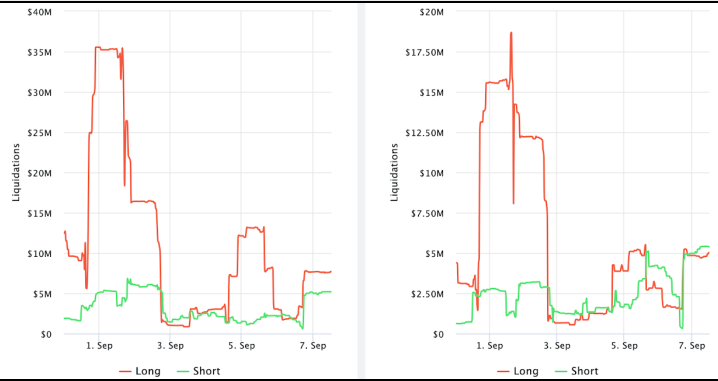
Futures Open Interest (BTC LHS ; ETH RHS)



Volume Weighted Funding Rate (BTC LHS ; ETH RHS), 1d

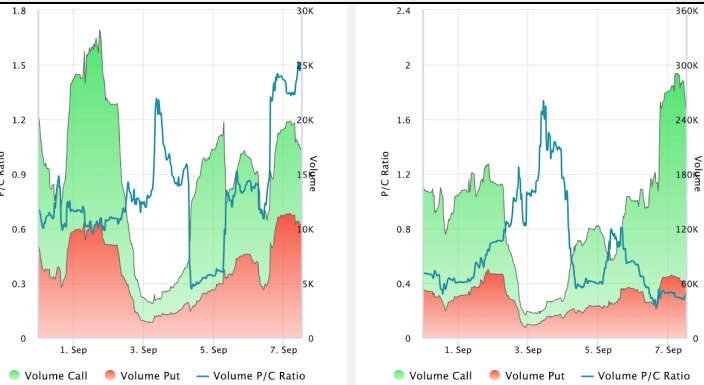


Liquidations (BTC LHS ; ETH RHS), 1d

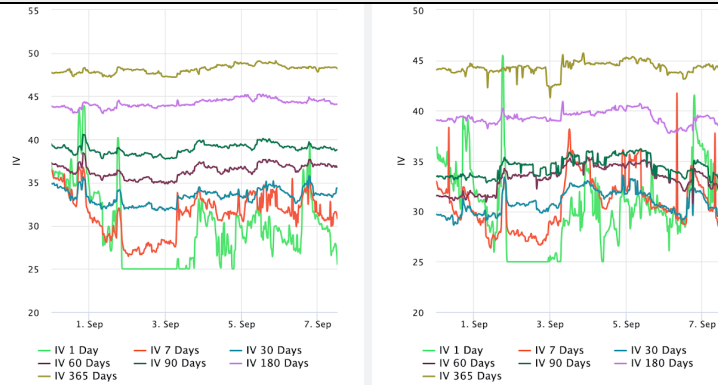


Crypto Options

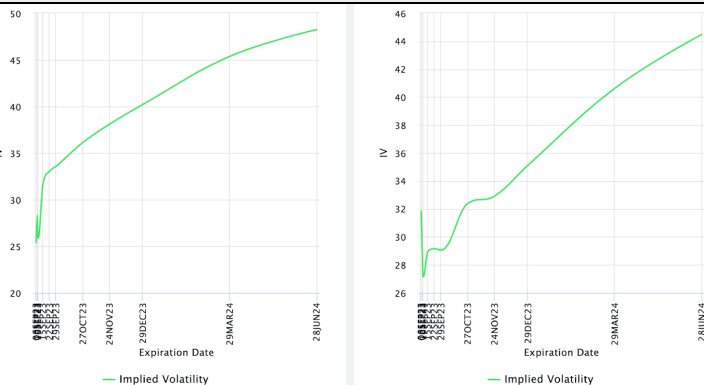
Options Volume & Put/Call Ratio (BTC LHS ; ETH RHS), 1d



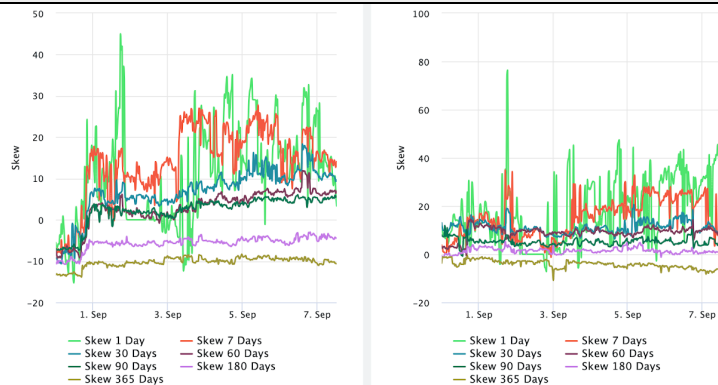
ATM Implied Volatility (BTC LHS ; ETH RHS)



ATM Implied Vol Term Structure (BTC LHS ; ETH RHS)



25 Delta Skew (BTC LHS ; ETH RHS)



About GSR

GSR is a global leader in digital asset trading, market making, OTC derivatives, and investments. We operate in a culture of excellence and leverage our first-rate reputation, deep relationships and proprietary trading technology to move swiftly and capitalize on market opportunities.

GSR's experienced team brings together decades of institutional trading expertise, while our industry-leading proprietary technology stack anchors everything we do.

Our main service areas are: market making; proprietary and algorithmic trading; client execution; structured products; risk management solutions; and portfolio investments.

For more information or if we can help with anything, please see gsr.io or contact us at gsr@gsr.io.

Follow GSR for more content: [Twitter](#) [Telegram](#) [LinkedIn](#)

Authors

Matt Kunke, Research Analyst [Twitter](#) [Telegram](#) [LinkedIn](#)
Brian Rudick, Senior Strategist [Twitter](#) [Telegram](#) [LinkedIn](#)

Required Disclosures

This material is provided by GSR (the "Firm") solely for informational purposes, is intended only for sophisticated, institutional investors and does not constitute an offer or commitment, a solicitation of an offer or commitment, or any advice or recommendation, to enter into or conclude any transaction (whether on the terms shown or otherwise), or to provide investment services in any state or country where such an offer or solicitation or provision would be illegal. The Firm is not and does not act as an advisor or fiduciary in providing this material.

This material is not a research report, and not subject to any of the independence and disclosure standards applicable to research reports prepared pursuant to FINRA or CFTC research rules. This material is not independent of the Firm's proprietary interests, which may conflict with the interests of any counterparty of the Firm. The Firm trades instruments discussed in this material for its own account, may trade contrary to the views expressed in this material, and may have positions in other related instruments.

Information contained herein is based on sources considered to be reliable, but is not guaranteed to be accurate or complete. Any opinions or estimates expressed herein reflect a judgment made by the author(s) as of the date of publication, and are subject to change without notice. Trading and investing in digital assets involves significant risks including price volatility and illiquidity and may not be suitable for all investors. The Firm is not liable whatsoever for any direct or consequential loss arising from the use of this material. Copyright of this material belongs to GSR. Neither this material nor any copy thereof may be taken, reproduced or redistributed, directly or indirectly, without prior written permission of GSR.

Notes & Sources

All options data is based on Deribit and derivatives graphics are from Laevidas. Market returns are based on price returns for the following ETFs: VOO, QQQ, EWU, EWG, EWJ, and EWH. Onchain volumes are not considered and thus certain token volumes may be understated (e.g., stETH).

CoinGecko	Santiment	DefiLlama	CoinMarketCap	Laevidas
L2Beat	Google Finance	TradingView	Deribit	WorldCoinIndex
Cryptorank	Investing.com	NFT Price Floor	CryptoSlate	