

Crypto Leaderboard

Rank	Name	Ticker	Price	24h	7d	30d	24h Vol \$m	MC \$m	1-Year Chart
1	Bitcoin	BTC	\$25,835	1%	-1%	-13%	10,314	503,246	
2	Ethereum	ETH	\$1,628	0%	-1%	-12%	8,696	195,791	
3	Tether	USDT	\$1.00	0%	0%	0%	20,194	82,887	
4	BNB	BNB	\$214	0%	0%	-12%	465	32,990	
5	XRP	XRP	\$0.50	0%	-2%	-22%	692	26,451	
6	USD Coin	USDC	\$1.00	0%	0%	0%	4,380	25,969	
7	Lido stETH	STETH	\$1,627	0%	-1%	-12%	19	13,992	
8	Cardano	ADA	\$0.25	0%	-2%	-16%	109	8,892	
9	Dogecoin	DOGE	\$0.06	0%	-2%	-16%	203	8,874	
10	Solana	SOL	\$19.6	1%	-1%	-20%	273	8,026	

Top & Bottom Performers - Top 100 Tokens

24h		7 Days		30 Days		90 Days		365 Days	
XDC	6%	SNX	13%	RUNE	56%	RLB	699%	RLB	8133%
XRD	6%	KAS	12%	XRD	6%	KAS	144%	KAS	807%
CRO	5%	MIOTA	8%	TRX	2%	BCH	85%	INJ	344%
ALGO	2%	RNDR	7%	MIOTA	1%	MKR	80%	BGB	156%
APE	-2%	BCH	-7%	CRV	-28%	CRV	-35%	APE	-71%
KAVA	-3%	MNT	-8%	KCS	-28%	KCS	-35%	NEAR	-76%
DYDX	-4%	RLB	-12%	UNI	-30%	APE	-42%	FLOW	-78%
SNX	-6%	GALA	-16%	GALA	-32%	RPL	-47%	LUNC	-88%

Category Performance

Category	7d	30d	90d	180d	365d	Ecosystem	7d	30d	90d	180d	365d
CEXs	2%	-12%	-3%	-22%	-19%	Tron	2%	-4%	5%	-4%	-2%
Other DeFi	2%	-14%	0%	-21%	0%	Cosmos	3%	-5%	10%	1%	30%
IoT/Data/Comp.	3%	-14%	-4%	-32%	-45%	BSC	6%	-11%	-5%	-23%	-16%
Meme	-1%	-15%	-10%	-41%	-1%	Polkadot	5%	-14%	-2%	-34%	-37%
DEX	2%	-15%	2%	-29%	-37%	Polygon	2%	-17%	-8%	-31%	-26%
Lending	2%	-15%	16%	-16%	-39%	Solana	2%	-17%	12%	-10%	-33%
Smart Contract	2%	-16%	-4%	-28%	-43%	Ethereum	2%	-18%	4%	-28%	-23%
Privacy	2%	-16%	-3%	-37%	-48%	Avalanche	3%	-23%	8%	-24%	-32%
Currency	1%	-16%	14%	8%	3%						
Gaming/Entertai	0%	-19%	-9%	-42%	-61%						
Scaling	0%	-20%	-13%	-49%	-41%						

DeFi

Total Value Locked, LTM, \$b

Top TVL By Protocol, \$b

DefiPulse Index, LTM

Trading Volume

Aggregate Volumes by Product, \$b					Top Derivatives Exchanges, \$m and bps					Top Spot Exchanges, \$m		
Product	1d	7d	30d	O/I	Exchange	1d Vol	O/I	Mkr	Tkr	Exchange	Score	1d Vol
Spot	14	79	354	n/a	Binance	30,144	7,212	2.0	4.0	Binance	9.9	5,377
Perpetuals	148	655	2,990	160	Bybit	8,772	4,254	2.0	5.5	Coinbase	8.6	887
Futures	0	2	6	1	OKX	10,801	3,016	2.0	5.0	Kraken	8.4	471
Options	1	4	25	n/a	KuCoin	1,147	1,084	2.0	6.0	Bybit	7.5	668

Daily Spot Volume, Top 100 Tokens Last 20d, \$b				Top Volume, 1d, \$m		Top Volume, %20d Avg		Low Volume, %20d Avg	
				USDT	21,677	KLAY	168%	CBETH	19%
				BTC	14,034	RNDR	166%	RETH	30%
				ETH	5,772	FRAX	165%	RLB	35%
				USDC	3,095	AXS	149%	HBAR	45%
				TUSD	926	BGB	144%	RUNE	48%

Traditional Finance

Global Equity Markets							SPX vs. BTC, LTM	
	US	USGrwth	UK	Germany	Japan	HK		
1D	0%	-1%	0%	-1%	0%	-2%		
7D	-1%	-1%	-1%	-2%	0%	-4%		
90D	3%	3%	-1%	-4%	-1%	-10%		
365D	11%	24%	10%	24%	19%	-11%		

10-Year Treasury Yields							Commodities & FX					
	US	Brazil	UK	Germany	Japan	HK	Last	WTI	Gas	Gold	USD/EUR	USD/JPY
Last	4.25%	11.34%	4.50%	2.61%	0.64%	3.99%	Last	87.4	2.62	1,944	0.93	147.7
1d Chg	-0.01	-0.01	0.04	0.00	-0.01	-0.06	1d % Chg	0.6%	1.7%	0.1%	0.0%	0.2%

Volatility

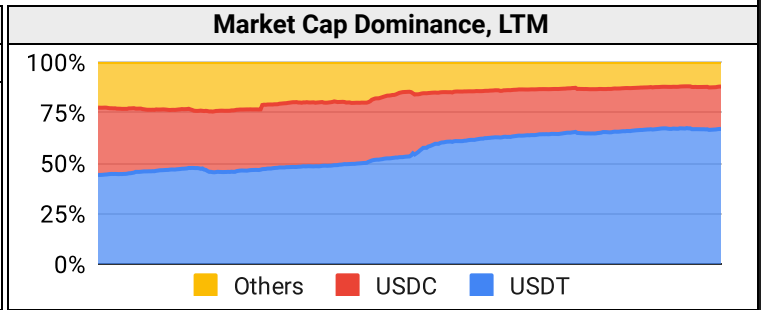
Annualized Volatility							Rolling 3M Annualized Volatility, LTM		
	BTC	ETH	BNB	XRP	ADA	DOGE			
30D	41%	36%	33%	59%	40%	49%			
90D	35%	37%	36%	158%	67%	53%			
180D	42%	43%	43%	124%	65%	65%			
365D	49%	59%	52%	104%	67%	90%			

Correlations

Intra-Crypto Correlations, LTM							Rolling 3M Correlations, LTM	
	BTC	ETH	BNB	XRP	ADA	DOGE		
BTC								
ETH	0.87							
BNB	0.74	0.76						
XRP	0.49	0.55	0.46					
ADA	0.74	0.80	0.71	0.70				
DOGE	0.58	0.66	0.56	0.40	0.61			

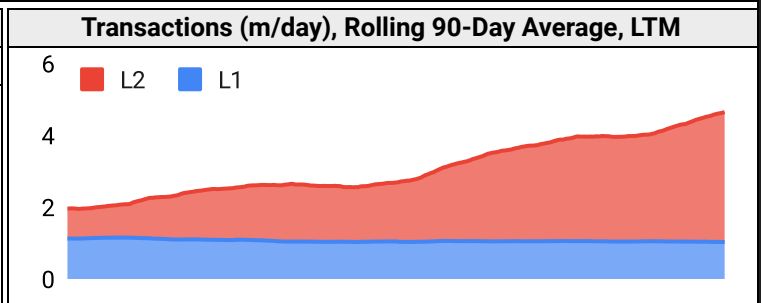
Stablecoins

Stablecoin Market Size and Volume, \$m				
Ticker	Price	1d Vol	20d Avg Vol	Market Cap
USDT	1.00	21,677	20,487	82,882
USDC	1.00	3,095	2,822	25,988
DAI	1.00	70	85	5,347
TUSD	1.00	926	1,715	3,253
BUSD	1.00	832	993	2,607
USDD	1.00	15	21	723



Ethereum Mainnet & Layer 2s

Mainnet & Layer 2 Transactions (m/day) and L2 TVL (\$m)				
Network	1d	30d Avg	TVL	Tech Type
Ethereum	1.1	1.0	-	Mainnet
zkSync Era	0.9	1.0	396	ZKR
Arbitrum One	0.5	0.6	5,160	ORU
Base	0.3	0.5	385	ORU
Starknet	0.6	0.5	155	ZKR
OP Mainnet	0.4	0.4	2,440	ORU
Immutable X	0.2	0.2	90	App-specific Validium
dYdX	0.2	0.2	333	App-specific ZKR
Mantle	0.2	0.1	88	Optimium
Arbitrum Nova	0.1	0.1	19	Optimium



Layer 2 Token Performance & Market Cap (\$m)

	MATIC	MNT	ARB	OP	IMX
30d Return	-22%	-11%	-24%	-22%	-25%
Market Cap	5,070	1,340	1,150	1,050	638

NFTs and DAOs

NFT Collection Stats (in ETH)					
Collection	Floor	Listings	3M Ret.	3M Vol	Market Cap
CryptoPunks	46.5	1,084	-6%	45,175	465,000
Bored Ape	27.4	471	-40%	245,366	274,000
Autoglyphs	199.0	6	14%	887	101,888
Mutant Ape	5.2	600	-43%	114,263	101,291
Squiggle	9.5	213	-10%	3,237	94,867
Fidenza	62.0	42	-17%	1,650	61,938
The Sandbox	0.3	353	-18%	466	45,821
Azuki	3.9	460	-76%	143,468	39,230
Decentraland	0.4	129	-15%	115	38,740
DeGods	4.1	322	-56%	79,617	36,493

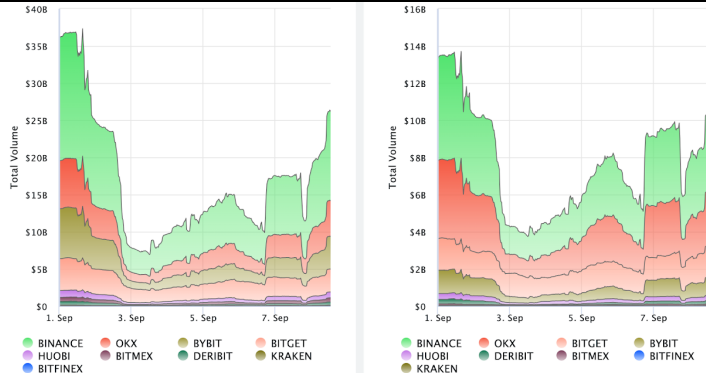
DAO Treasury Amount (\$m) and Composition					
DAO	Treasury	Stables	BTC/ETH	Own Tokens	Other
Mantle	3,295	9%	14%	40%	37%
Arbitrum	3,201	0%	0%	100%	0%
Uniswap	1,863	0%	0%	100%	0%
Optimism	1,468	0%	0%	100%	0%
ENS	587	3%	5%	92%	0%
Ethereum	522	0%	100%	0%	0%
Golem	284	0%	96%	4%	0%
Stargate	246	16%	0%	82%	1%
Lido	241	3%	24%	73%	0%
Wonderland	240	72%	0%	9%	19%

Crypto News

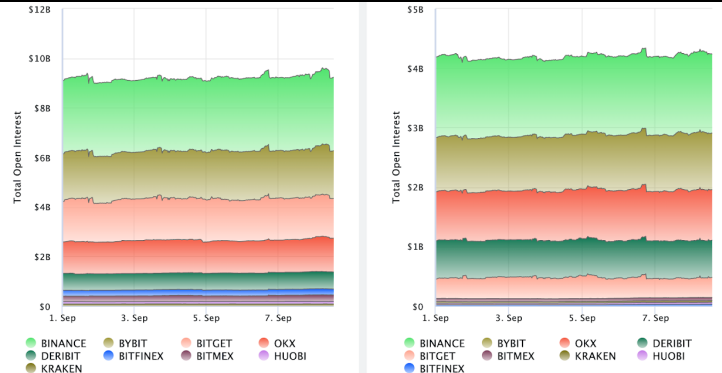
- [Bitcoin above US\\$26,000; JP Morgan working on blockchain payment system - Yahoo Finance](#)
- [Bitcoin mining is for the people, thanks to GoMining - CryptoSlate](#)
- [Aussie fintech prays for crypto clarity as it launches Bitcoin-backed loans - Cointelegraph](#)
- [Turkish crypto exchange Thodex CEO gets 11,000-year sentence for \\$2B scam: Report - Cointelegraph](#)
- [Bitcoin all-time high in 2025? BTC price idea reveals 'bull run launch' - Cointelegraph](#)
- [Tencent's AI leviathan, \\$83M scam busted, China's influencer ban: Asia Express - Cointelegraph](#)
- [What is OpenSea and how to use it? - Cointelegraph](#)
- [Blockchain could have prevented Nigeria's naira scarcity — Local experts - Cointelegraph](#)
- [Africa's blockchain journey begins with poverty alleviation — SumoTrust CEO - Cointelegraph](#)

Crypto Futures

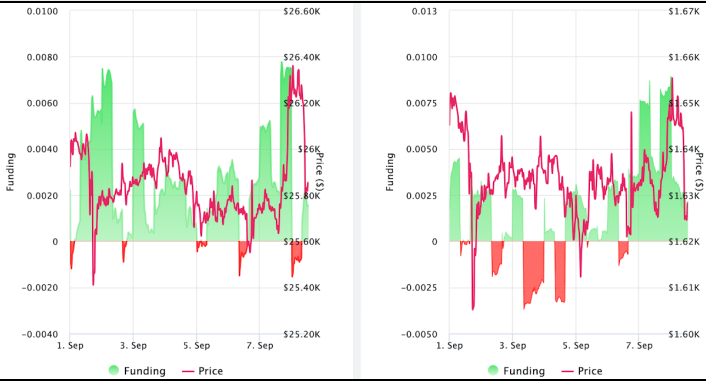
Futures Volume (BTC LHS ; ETH RHS), 1d



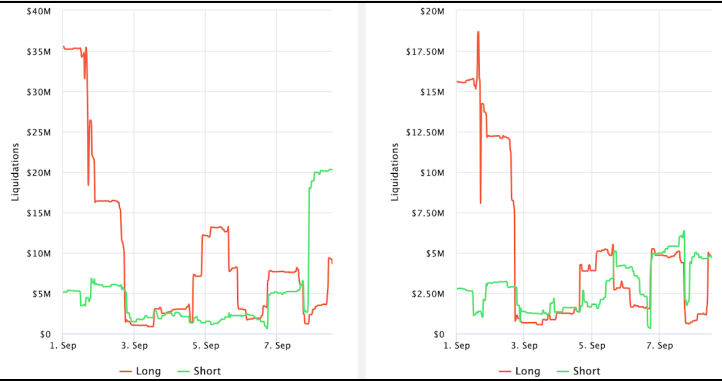
Futures Open Interest (BTC LHS ; ETH RHS)



Volume Weighted Funding Rate (BTC LHS ; ETH RHS), 1d

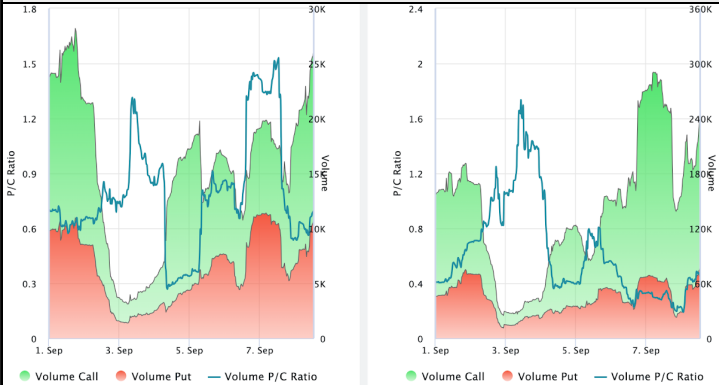


Liquidations (BTC LHS ; ETH RHS), 1d

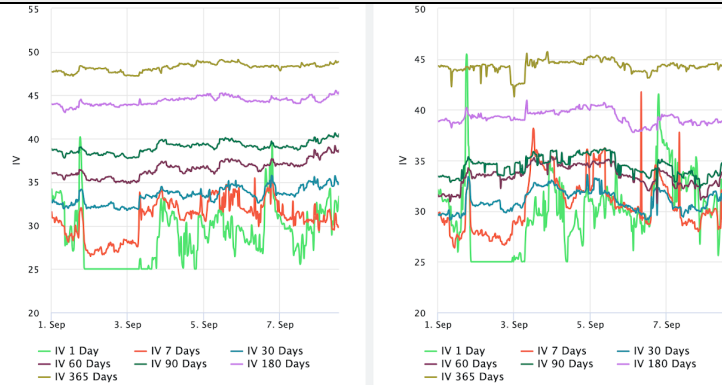


Crypto Options

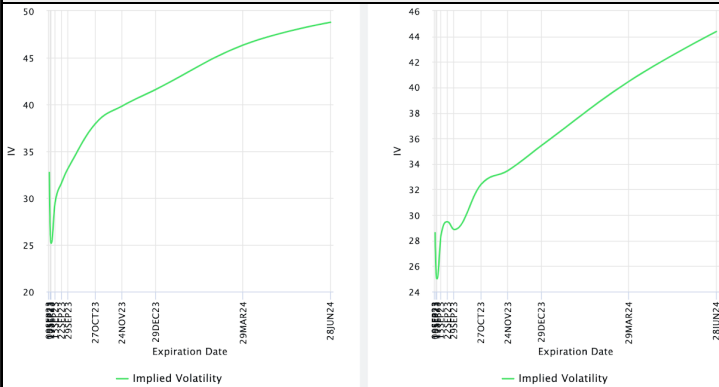
Options Volume & Put/Call Ratio (BTC LHS ; ETH RHS), 1d



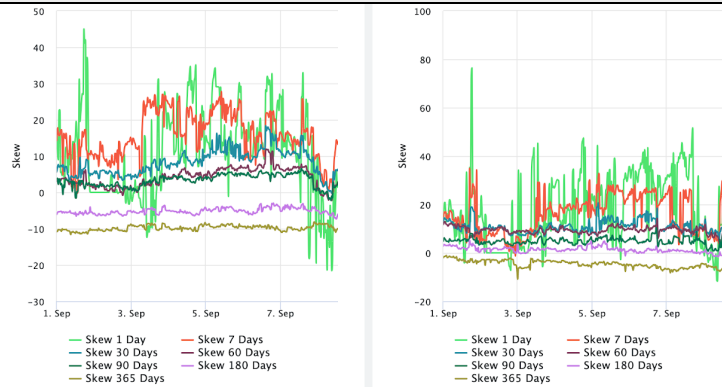
ATM Implied Volatility (BTC LHS ; ETH RHS)



ATM Implied Vol Term Structure (BTC LHS ; ETH RHS)



25 Delta Skew (BTC LHS ; ETH RHS)



About GSR

GSR is a global leader in digital asset trading, market making, OTC derivatives, and investments. We operate in a culture of excellence and leverage our first-rate reputation, deep relationships and proprietary trading technology to move swiftly and capitalize on market opportunities.

GSR's experienced team brings together decades of institutional trading expertise, while our industry-leading proprietary technology stack anchors everything we do.

Our main service areas are: market making; proprietary and algorithmic trading; client execution; structured products; risk management solutions; and portfolio investments.

For more information or if we can help with anything, please see gsr.io or contact us at gsr@gsr.io.

Follow GSR for more content: [Twitter](#) [Telegram](#) [LinkedIn](#)

Authors

Matt Kunke, Research Analyst [Twitter](#) [Telegram](#) [LinkedIn](#)
Brian Rudick, Senior Strategist [Twitter](#) [Telegram](#) [LinkedIn](#)

Required Disclosures

This material is provided by GSR (the "Firm") solely for informational purposes, is intended only for sophisticated, institutional investors and does not constitute an offer or commitment, a solicitation of an offer or commitment, or any advice or recommendation, to enter into or conclude any transaction (whether on the terms shown or otherwise), or to provide investment services in any state or country where such an offer or solicitation or provision would be illegal. The Firm is not and does not act as an advisor or fiduciary in providing this material.

This material is not a research report, and not subject to any of the independence and disclosure standards applicable to research reports prepared pursuant to FINRA or CFTC research rules. This material is not independent of the Firm's proprietary interests, which may conflict with the interests of any counterparty of the Firm. The Firm trades instruments discussed in this material for its own account, may trade contrary to the views expressed in this material, and may have positions in other related instruments.

Information contained herein is based on sources considered to be reliable, but is not guaranteed to be accurate or complete. Any opinions or estimates expressed herein reflect a judgment made by the author(s) as of the date of publication, and are subject to change without notice. Trading and investing in digital assets involves significant risks including price volatility and illiquidity and may not be suitable for all investors. The Firm is not liable whatsoever for any direct or consequential loss arising from the use of this material. Copyright of this material belongs to GSR. Neither this material nor any copy thereof may be taken, reproduced or redistributed, directly or indirectly, without prior written permission of GSR.

Notes & Sources

All options data is based on Deribit and derivatives graphics are from Laevidas. Market returns are based on price returns for the following ETFs: VOO, QQQ, EWU, EWG, EWJ, and EWH. Onchain volumes are not considered and thus certain token volumes may be understated (e.g., stETH).

CoinGecko	Santiment	DefiLlama	CoinMarketCap	Laevidas
L2Beat	Google Finance	TradingView	Deribit	WorldCoinIndex
Cryptorank	Investing.com	NFT Price Floor	CryptoSlate	