

Crypto Leaderboard

Rank	Name	Ticker	Price	24h	7d	30d	24h Vol \$m	MC \$m	1-Year Chart
1	Bitcoin	BTC	\$27,468	0%	0%	7%	9,526	536,502	
2	Ethereum	ETH	\$1,577	-1%	-5%	-2%	9,614	189,983	
3	Tether	USDT	\$1.00	0%	0%	0%	12,055	83,489	
4	BNB	BNB	\$207	0%	-3%	-2%	637	31,883	
5	XRP	XRP	\$0.50	-1%	-3%	0%	646	26,528	
6	USD Coin	USDC	\$1.00	0%	0%	0%	6,452	25,431	
7	Lido stETH	STETH	\$1,580	-1%	-5%	-2%	13	13,952	
8	Solana	SOL	\$22.1	-1%	-8%	22%	340	9,189	
9	Cardano	ADA	\$0.25	-1%	-4%	0%	122	8,700	
10	Dogecoin	DOGE	\$0.06	0%	-5%	-4%	223	8,310	

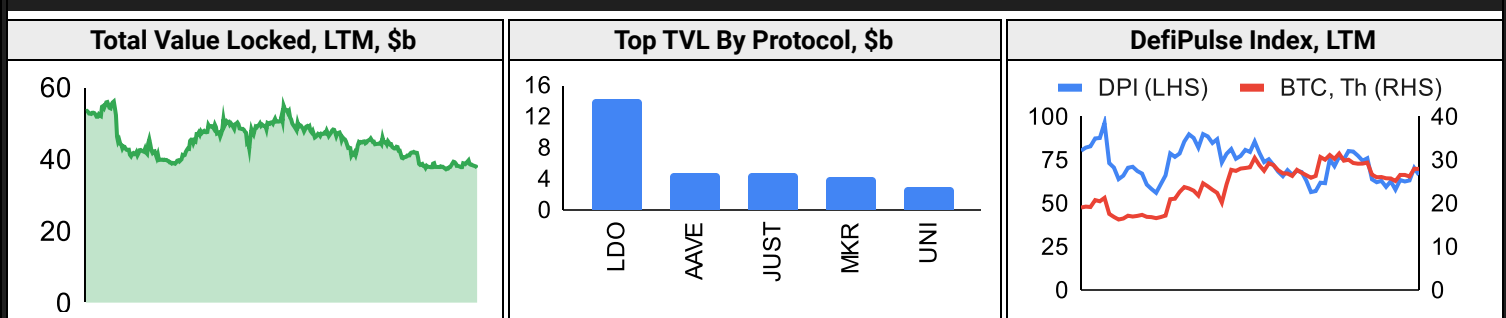
Top & Bottom Performers - Top 100 Tokens

24h		7 Days		30 Days		90 Days		365 Days	
XTZ	6%	TWT	21%	TWT	30%	RLB	71%	RLB	6310%
KLAY	3%	TKX	11%	MKR	23%	RUNE	71%	KAS	1591%
RUNE	3%	KLAY	6%	SOL	22%	KAS	70%	INJ	323%
RLB	3%	XMR	4%	LINK	21%	XDC	56%	RNDR	289%
TKX	-3%	RUNE	-17%	RPL	-15%	CRV	-44%	CHZ	-70%
EGLD	-3%	GALA	-17%	APE	-16%	GALA	-44%	FLOW	-73%
KAS	-6%	BSV	-18%	XLM	-22%	APE	-45%	APE	-80%
XRD	-10%	XRD	-25%	XRD	-25%	RPL	-45%	LUNC	-80%

Category Performance

Category	7d	30d	90d	180d	365d	Ecosystem	7d	30d	90d	180d	365d
Lending	-4%	12%	-7%	-6%	-34%	Ethereum	-2%	10%	-13%	-27%	-7%
IoT/Data/Comp.	-2%	4%	-12%	-35%	-37%	Tron	-5%	7%	1%	0%	3%
DEX	-4%	2%	-12%	-41%	-30%	BSC	-2%	7%	-11%	-37%	-11%
Currency	-5%	1%	-14%	-9%	4%	Avalanche	-4%	6%	-11%	-25%	-25%
Smart Contract	-4%	1%	-18%	-39%	-35%	Polygon	-5%	3%	-17%	-41%	-19%
CEXs	-3%	-1%	-16%	-29%	-16%	Polkadot	-6%	0%	-20%	-42%	-32%
Scaling	-7%	-3%	-24%	-54%	-30%	Cosmos	-4%	-1%	-7%	-17%	38%
Gaming/Entertai	-6%	-4%	-23%	-52%	-59%	Solana	-13%	-8%	-23%	-30%	-31%
Meme	-3%	-5%	-17%	-49%	7%						
Other DeFi	-12%	-10%	-23%	-40%	0%						
Privacy	-16%	-13%	-31%	-48%	-48%						

DeFi



Trading Volume

Aggregate Volumes by Product, \$b					Top Derivatives Exchanges, \$m and bps					Top Spot Exchanges, \$m		
Product	1d	7d	30d	O/I	Exchange	1d Vol	O/I	Mkr	Tkr	Exchange	Score	1d Vol
Spot	14	94	408	n/a	Binance	23,078	8,045	2.0	4.0	Binance	9.9	5,413
Perpetuals	65	646	3,920	138	Bybit	6,893	4,870	2.0	5.5	Coinbase	8.4	725
Futures	0	2	9	1	OKX	9,419	3,243	2.0	5.0	Kraken	8.3	473
Options	1	6	26	n/a	KuCoin	746	1,167	2.0	6.0	Bybit	7.3	1,038

Daily Spot Volume, Top 100 Tokens Last 20d, \$b				Top Volume, 1d, \$m		Top Volume, %20d Avg		Low Volume, %20d Avg	
				USDT	18,021	XTZ	586%	LUNC	1%
				BTC	9,906	ATOM	312%	RUNE	23%
				ETH	6,059	DYDX	248%	IMX	25%
				USDC	2,454	KAVA	205%	XEC	44%
				XRP	746	USDP	193%	THETA	46%

Traditional Finance

Global Equity Markets							SPX vs. BTC, LTM				
	US	USGrwth	UK	Germany	Japan	HK					
1D	1%	1%	0%	-1%	0%	0%					
7D	1%	1%	2%	1%	0%	1%					
90D	-2%	0%	-1%	-8%	-4%	-9%					
365D	21%	37%	22%	33%	21%	-5%					

10-Year Treasury Yields							Commodities & FX					
	US	Brazil	UK	Germany	Japan	HK	Last	WTI	Gas	Gold	USD/EUR	USD/JPY
Last	4.69%	11.80%	4.55%	2.81%	0.78%	4.18%	Last	85.9	3.40	1,869	0.94	148.9
1d Chg	0.05	-0.01	0.07	0.05	0.00	-0.06	1d % Chg	-0.5%	0.7%	0.3%	-0.2%	0.3%

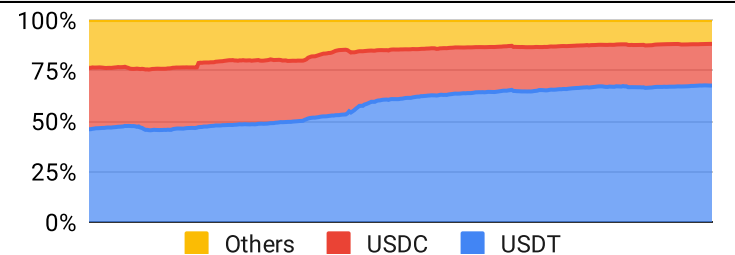
Volatility

Annualized Volatility							Rolling 3M Annualized Volatility, LTM				
	BTC	ETH	BNB	XRP	SOL	ADA					
30D	27%	36%	23%	38%	60%	32%					
90D	32%	34%	29%	158%	71%	63%					
180D	36%	39%	39%	116%	71%	59%					
365D	46%	56%	51%	99%	106%	66%					

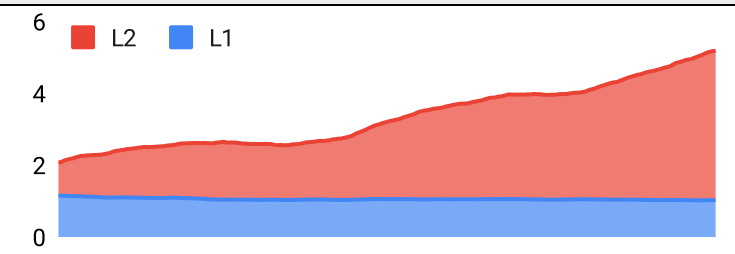
Correlations

Intra-Crypto Correlations, LTM							Rolling 3M Correlations, LTM				
	BTC	ETH	BNB	XRP	SOL	ADA					
BTC											
ETH	0.89										
BNB	0.74	0.76									
XRP	0.49	0.56	0.45								
SOL	0.74	0.77	0.69	0.51							
ADA	0.74	0.80	0.71	0.71	0.73						

Stablecoins

Stablecoin Market Size and Volume, \$m					Market Cap Dominance, LTM	
Ticker	Price	1d Vol	20d Avg Vol	Market Cap		
USDT	1.00	18,021	23,022	83,503		
USDC	1.00	2,454	2,440	25,446		
DAI	1.00	90	84	5,343		
TUSD	1.00	297	251	3,419		
BUSD	1.00	670	648	2,203		
USDD	1.00	19	20	729		

Ethereum Mainnet & Layer 2s

Mainnet & Layer 2 Transactions (m/day) and L2 TVL (\$m)					Transactions (m/day), Rolling 90-Day Average, LTM	
Network	1d	30d Avg	TVL	Tech Type		
Ethereum	1.0	1.0	-	Mainnet		
zkSync Era	0.9	1.0	407	ZKR		
Base	0.6	1.0	550	ORU		
Starknet	0.5	0.6	156	ZKR		
Arbitrum One	0.5	0.6	5,760	ORU		
OP Mainnet	0.2	0.3	2,640	ORU		
Mantle	0.3	0.3	129	Optimium		
Immutable X	0.1	0.2	99	App-specific Validium		
dYdX	0.2	0.2	338	App-specific ZKR		
Linea	0.4	0.2	69	ZKR		

Layer 2 Token Performance & Market Cap (\$m)					
	MATIC	MNT	OP	ARB	IMX
30d Return	-1%	-10%	-3%	-4%	2%
Market Cap	4,880	1,200	1,080	1,050	642

NFTs and DAOs

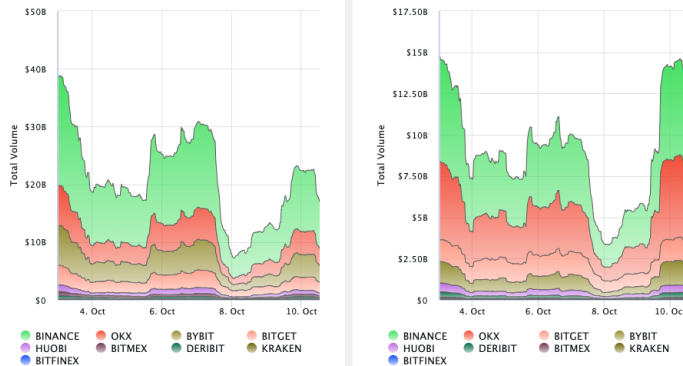
NFT Collection Stats (in ETH)						DAO Treasury Amount (\$m) and Composition					
Collection	Floor	Listings	3M Ret.	3M Vol	Market Cap	DAO	Treasury	Stables	BTC/ETH	Own Tokens	Other
CryptoPunks	45.5	1,053	-10%	25,477	454,800	Arbitrum	2,969	0%	0%	100%	0%
Bored Ape	25.4	516	-24%	122,801	253,990	Uniswap	1,753	0%	0%	100%	0%
Mutant Ape	5.0	643	-23%	71,100	96,470	Mantle	1,736	13%	24%	0%	64%
Squiggle	9.5	232	-2%	3,155	94,943	Optimism	1,126	0%	0%	100%	0%
Autoglyphs	170.0	5	-15%	712	87,040	ENS	526	4%	1%	96%	0%
Fidenza	50.0	33	-41%	963	49,940	Ethereum	503	0%	100%	0%	0%
Pudgy Penguins	4.9	458	29%	20,323	43,886	Golem	276	0%	96%	4%	0%
Azuki	4.2	402	-36%	42,817	41,500	Lido	233	3%	25%	72%	0%
Decentraland	0.4	143	-17%	80	39,154	Volta Club	225	58%	0%	10%	31%
The Sandbox	0.2	395	-21%	414	39,139	IndiaCovidRel	202	99%	1%	0%	1%

Crypto News

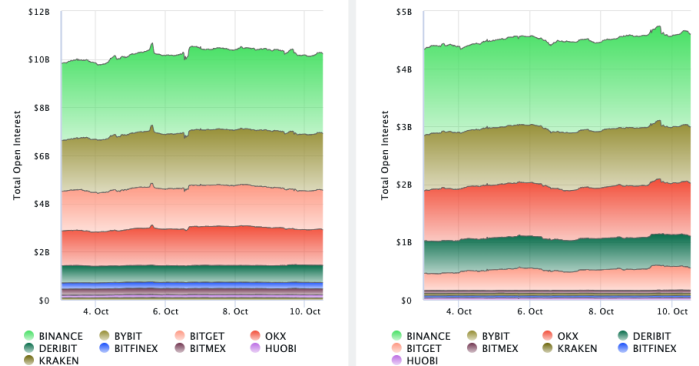
- [Bitcoiner drops BitVM paper — Bringing Ethereum-like contracts to Bitcoin - Cointelegraph](#)
- [Israel War Prompts Crypto Firms Including Fireblocks, MarketAcross to Start Aid Fund - CoinDesk](#)
- [Brazilian securities regulator plans sandbox for tokenization in 2024 - Cointelegraph](#)
- [3Commas hit with second security breach in a year - Blockworks](#)
- [Trader Joe's grocery chain sues DEX of the same name - Blockworks](#)
- [Ripple loses CFO Campbell amid ditched acquisition of Fortress Trust - Blockworks](#)
- ['Bombshell' testimony and 'hard to watch' cross-examinations: A firsthand account of the SBF trial - Blockworks](#)
- [\\$500M FTX exploit is swapping millions in ETH for BTC. Why? - Blockworks](#)
- [Pfizer-backed VitaDAO spins out biotech company - Blockworks](#)

Crypto Futures

Futures Volume (BTC LHS ; ETH RHS), 1d



Futures Open Interest (BTC LHS ; ETH RHS)



Volume Weighted Funding Rate (BTC LHS ; ETH RHS), 1d

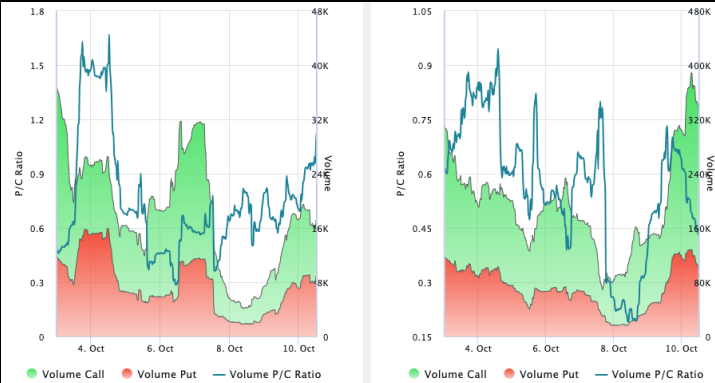


Liquidations (BTC LHS ; ETH RHS), 1d

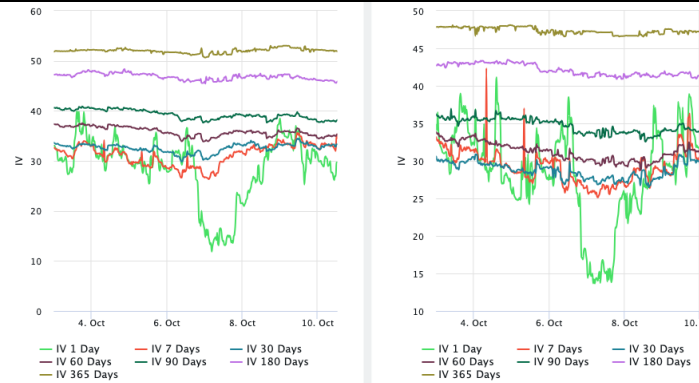


Crypto Options

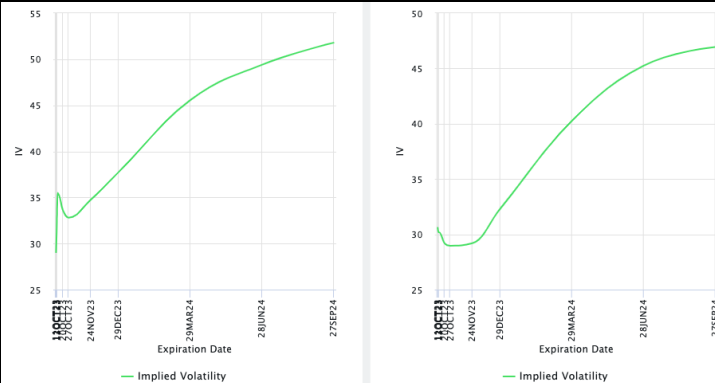
Options Volume & Put/Call Ratio (BTC LHS ; ETH RHS), 1d



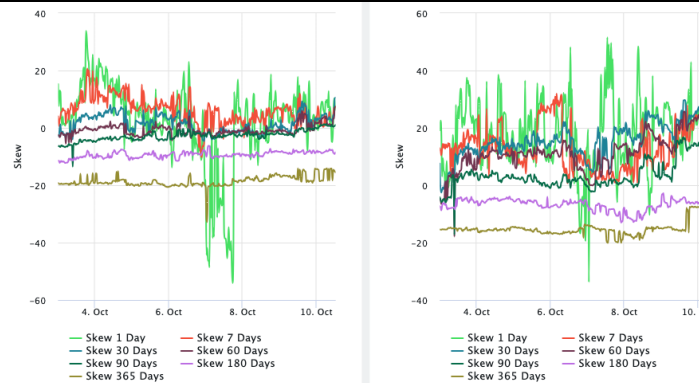
ATM Implied Volatility (BTC LHS ; ETH RHS)



ATM Implied Vol Term Structure (BTC LHS ; ETH RHS)



25 Delta Skew (BTC LHS ; ETH RHS)



About GSR

GSR is a global leader in digital asset trading, market making, OTC derivatives, and investments. We operate in a culture of excellence and leverage our first-rate reputation, deep relationships and proprietary trading technology to move swiftly and capitalize on market opportunities.

GSR's experienced team brings together decades of institutional trading expertise, while our industry-leading proprietary technology stack anchors everything we do.

Our main service areas are: market making; proprietary and algorithmic trading; client execution; structured products; risk management solutions; and portfolio investments.

For more information or if we can help with anything, please see gsr.io or contact us at gsr@gsr.io.

Follow GSR for more content: [Twitter](#) [Telegram](#) [LinkedIn](#)

Authors

Matt Kunke, Research Analyst [Twitter](#) [Telegram](#) [LinkedIn](#)
Brian Rudick, Senior Strategist [Twitter](#) [Telegram](#) [LinkedIn](#)

Required Disclosures

This material is provided by GSR (the "Firm") solely for informational purposes, is intended only for sophisticated, institutional investors and does not constitute an offer or commitment, a solicitation of an offer or commitment, or any advice or recommendation, to enter into or conclude any transaction (whether on the terms shown or otherwise), or to provide investment services in any state or country where such an offer or solicitation or provision would be illegal. The Firm is not and does not act as an advisor or fiduciary in providing this material.

This material is not a research report, and not subject to any of the independence and disclosure standards applicable to research reports prepared pursuant to FINRA or CFTC research rules. This material is not independent of the Firm's proprietary interests, which may conflict with the interests of any counterparty of the Firm. The Firm trades instruments discussed in this material for its own account, may trade contrary to the views expressed in this material, and may have positions in other related instruments.

Information contained herein is based on sources considered to be reliable, but is not guaranteed to be accurate or complete. Any opinions or estimates expressed herein reflect a judgment made by the author(s) as of the date of publication, and are subject to change without notice. Trading and investing in digital assets involves significant risks including price volatility and illiquidity and may not be suitable for all investors. The Firm is not liable whatsoever for any direct or consequential loss arising from the use of this material. Copyright of this material belongs to GSR. Neither this material nor any copy thereof may be taken, reproduced or redistributed, directly or indirectly, without prior written permission of GSR.

Notes & Sources

All options data is based on Deribit and derivatives graphics are from Laevidas. Market returns are based on price returns for the following ETFs: VOO, QQQ, EWU, EWG, EWJ, and EWH. Onchain volumes are not considered and thus certain token volumes may be understated (e.g., stETH).

CoinGecko	Santiment	DefiLlama	CoinMarketCap	Laevidas
L2Beat	Google Finance	TradingView	Deribit	WorldCoinIndex
Cryptorank	Investing.com	NFT Price Floor	CryptoSlate	