

Crypto Leaderboard

Rank	Name	Ticker	Price	24h	7d	30d	24h Vol \$m	MC \$m	1-Year Chart
1	Bitcoin	BTC	\$26,835	-1%	-3%	4%	13,354	523,584	
2	Ethereum	ETH	\$1,551	-1%	-5%	-3%	8,171	186,617	
3	Tether	USDT	\$1.00	0%	0%	0%	18,305	83,581	
4	BNB	BNB	\$206	0%	-3%	-2%	321	31,648	
5	XRP	XRP	\$0.48	-1%	-8%	0%	741	25,606	
6	USD Coin	USDC	\$1.00	0%	0%	0%	5,134	25,226	
7	Lido stETH	STETH	\$1,549	-1%	-5%	-2%	7	13,690	
8	Solana	SOL	\$21.4	-3%	-8%	20%	309	8,920	
9	Cardano	ADA	\$0.25	-1%	-6%	0%	85	8,564	
10	Dogecoin	DOGE	\$0.06	-1%	-5%	-5%	175	8,215	

Top & Bottom Performers - Top 100 Tokens

24h		7 Days		30 Days		90 Days		365 Days	
FXS	5%	TKX	8%	LINK	22%	RLB	67%	RLB	6750%
CRO	3%	RNDR	4%	MKR	21%	MKR	56%	KAS	1914%
GALA	3%	XAUT	3%	TWT	20%	KAS	55%	RNDR	325%
APE	3%	KLAY	3%	SOL	20%	RUNE	47%	INJ	310%
RLB	-4%	MNT	-15%	MNT	-15%	GALA	-47%	CHZ	-71%
RPL	-4%	RLB	-17%	XLM	-16%	CRV	-48%	FLOW	-73%
XRD	-6%	XRD	-23%	RPL	-16%	APE	-49%	APE	-78%
RUNE	-7%	RUNE	-24%	XRD	-29%	RPL	-50%	LUNC	-80%

Category Performance

Category	7d	30d	90d	180d	365d	Ecosystem	7d	30d	90d	180d	365d
Lending	-6%	7%	-10%	-11%	-33%	Ethereum	-2%	10%	-20%	-31%	-5%
IoT/Data/Comp.	-3%	4%	-16%	-38%	-37%	BSC	-5%	9%	-16%	-42%	-12%
Privacy	-2%	2%	-23%	-43%	-43%	Tron	-5%	5%	-3%	-2%	5%
DEX	-5%	2%	-21%	-44%	-31%	Avalanche	-5%	5%	-18%	-29%	-25%
Other DeFi	-4%	1%	-25%	-37%	7%	Polygon	-5%	4%	-22%	-44%	-19%
Smart Contract	-5%	1%	-25%	-41%	-35%	Polkadot	-5%	0%	-25%	-47%	-31%
Gaming/Entertai	-5%	1%	-27%	-54%	-58%	Solana	-7%	0%	-22%	-30%	-29%
Currency	-7%	0%	-23%	-11%	3%	Cosmos	-7%	-2%	-15%	-27%	33%
CEXs	-3%	0%	-17%	-32%	-20%						
Meme	-5%	-1%	-22%	-53%	5%						
Scaling	-7%	-3%	-31%	-57%	-30%						

DeFi

Total Value Locked, LTM, \$b

Top TVL By Protocol, \$b

DefiPulse Index, LTM

Trading Volume

Aggregate Volumes by Product, \$b					Top Derivatives Exchanges, \$m and bps					Top Spot Exchanges, \$m		
Product	1d	7d	30d	O/I	Exchange	1d Vol	O/I	Mkr	Tkr	Exchange	Score	1d Vol
Spot	13	85	409	n/a	Binance	23,197	8,189	2.0	4.0	Binance	9.9	4,953
Perpetuals	114	466	3,810	141	Bybit	7,339	4,983	2.0	5.5	Coinbase	8.5	775
Futures	0	2	9	1	OKX	9,254	3,186	2.0	5.0	Kraken	8.3	506
Options	1	7	26	n/a	Kraken	1,839	12,594	2.0	5.0	KuCoin	7.4	225

Daily Spot Volume, Top 100 Tokens Last 20d, \$b				Top Volume, 1d, \$m		Top Volume, %20d Avg		Low Volume, %20d Avg	
				USDT	18,571	FRAX	313%	HBAR	46%
				BTC	12,093	CRO	253%	AXS	47%
				ETH	5,080	RETH	193%	THETA	48%
				USDC	2,783	XDC	173%	TON	52%
				XRP	812	USDP	163%	MKR	52%

Traditional Finance

Global Equity Markets							SPX vs. BTC, LTM				
	US	USGrwth	UK	Germany	Japan	HK					
1D	0%	1%	1%	0%	0%	1%					
7D	3%	3%	4%	3%	4%	4%					
90D	-3%	-2%	-2%	-10%	-5%	-10%					
365D	24%	42%	28%	37%	24%	-1%					

10-Year Treasury Yields							Commodities & FX					
	US	Brazil	UK	Germany	Japan	HK	Last	WTI	Gas	Gold	USD/EUR	USD/JPY
Last	4.62%	11.75%	4.43%	2.75%	0.75%	4.09%	Last	85.0	3.34	1,891	0.95	149.5
1d Chg	0.02	0.02	0.10	0.04	-0.01	-0.06	1d % Chg	1.8%	-1.2%	0.2%	0.4%	0.2%

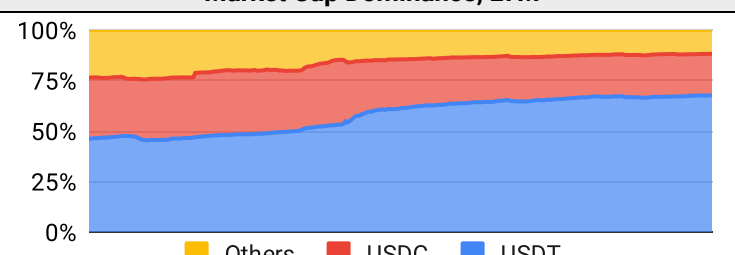
Volatility

Annualized Volatility							Rolling 3M Annualized Volatility, LTM				
	BTC	ETH	BNB	XRP	SOL	ADA					
30D	25%	32%	20%	35%	60%	30%					
90D	30%	30%	27%	50%	60%	36%					
180D	36%	39%	39%	116%	71%	58%					
365D	46%	56%	51%	99%	106%	66%					

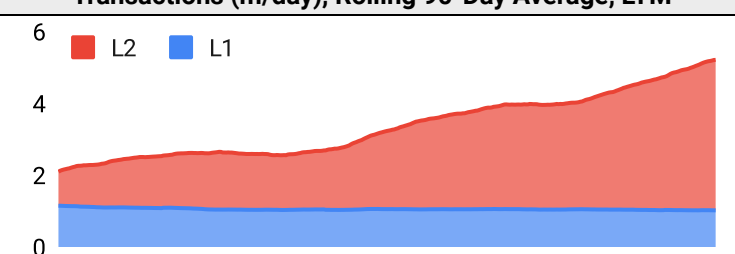
Correlations

Intra-Crypto Correlations, LTM							Rolling 3M Correlations, LTM				
	BTC	ETH	BNB	XRP	SOL	ADA					
BTC											
ETH	0.89										
BNB	0.74	0.76									
XRP	0.49	0.56	0.45								
SOL	0.74	0.77	0.69	0.51							
ADA	0.74	0.80	0.71	0.71	0.73						

Stablecoins

Stablecoin Market Size and Volume, \$m					Market Cap Dominance, LTM	
Ticker	Price	1d Vol	20d Avg Vol	Market Cap		
USDT	1.00	18,571	20,830	83,516		
USDC	1.00	2,783	2,447	25,195		
DAI	1.00	130	89	5,347		
TUSD	1.00	164	252	3,366		
BUSD	1.00	445	621	2,145		
USDD	1.00	16	20	725		

Ethereum Mainnet & Layer 2s

Mainnet & Layer 2 Transactions (m/day) and L2 TVL (\$m)					Transactions (m/day), Rolling 90-Day Average, LTM	
Network	1d	30d Avg	TVL	Tech Type		
Ethereum	1.0	1.0	-	Mainnet		
zkSync Era	0.9	1.0	415	ZKR		
Base	0.4	0.9	548	ORU		
Starknet	0.5	0.6	132	ZKR		
Arbitrum One	0.5	0.6	5,670	ORU		
OP Mainnet	0.3	0.3	2,570	ORU		
Mantle	0.3	0.3	126	Optimium		
dYdX	0.2	0.2	332	App-specific ZKR		
Immutable X	0.2	0.2	94	App-specific Validium		
Linea	0.1	0.2	66	ZKR		

Layer 2 Token Performance & Market Cap (\$m)					
	MATIC	MNT	OP	ARB	IMX
30d Return	0%	-16%	-11%	1%	3%
Market Cap	4,770	1,120	1,070	1,020	631

NFTs and DAOs

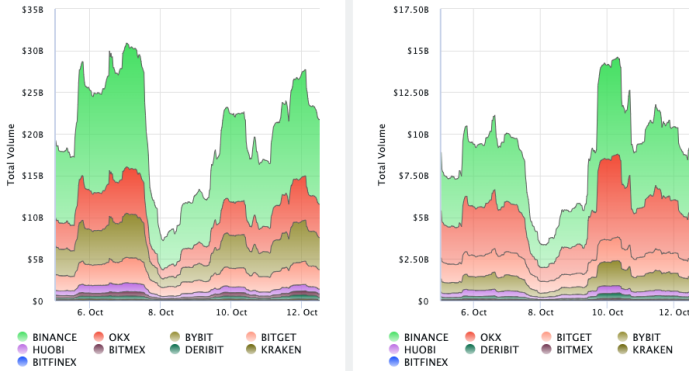
NFT Collection Stats (in ETH)						DAO Treasury Amount (\$m) and Composition					
Collection	Floor	Listings	3M Ret.	3M Vol	Market Cap	DAO	Treasury	Stables	BTC/ETH	Own Tokens	Other
CryptoPunks	45.5	1,045	-9%	24,377	454,800	Arbitrum	2,922	0%	0%	100%	0%
Bored Ape	25.5	506	-20%	120,159	254,900	Uniswap	1,749	0%	0%	100%	0%
Mutant Ape	4.9	650	-21%	69,537	96,119	Mantle	1,669	13%	24%	0%	63%
Squiggle	9.2	226	-5%	3,085	91,845	Optimism	1,117	0%	0%	100%	0%
Autoglyphs	170.0	4	-15%	712	87,040	ENS	519	4%	1%	96%	0%
Fidenza	50.0	33	-38%	898	49,940	Ethereum	494	0%	100%	0%	0%
Pudgy Penguins	5.0	454	40%	20,592	44,369	Golem	272	0%	96%	4%	0%
Azuki	4.2	400	-29%	40,656	42,297	Lido	235	3%	25%	72%	0%
The Sandbox	0.2	418	-20%	408	39,551	Volta Club	222	59%	0%	10%	30%
Decentraland	0.4	136	-18%	81	36,308	IndiaCovidRel	203	99%	1%	0%	1%

Crypto News

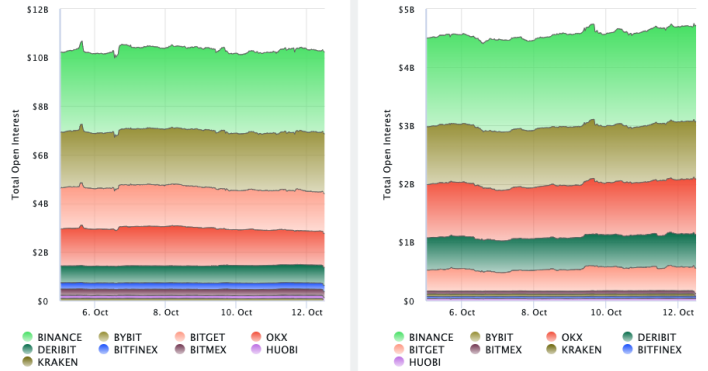
- [Alameda's \\$150M Bribery Bombshell: Thai Sex Workers and Sam Trabucco's Disappearance Fuels Mystery – Bitcoin News - Bitcoin.com News](#)
- [ARK's amended spot Bitcoin ETF filing is a 'good sign' of future approval - Cointelegraph](#)
- [Trezor Launches New Hardware Wallets, Metal Seed Backup for Crypto Beginners - Decrypt](#)
- [US Senators urge IRS to accelerate crypto tax rules - Blockworks](#)
- [DeFi protocol Platypus suffers second flash loan attack in 9 months - Blockworks](#)
- [UK sports committee wants football to tackle fan tokens, NFTs - Blockworks](#)
- [WisdomTree extends reach of Prime app, plots new features - Blockworks](#)
- [SBF demanded 7 versions of Alameda's balance sheet, Ellison testifies - Blockworks](#)
- [BlackRock, Barclays use JPMorgan blockchain app in milestone trade - Blockworks](#)

Crypto Futures

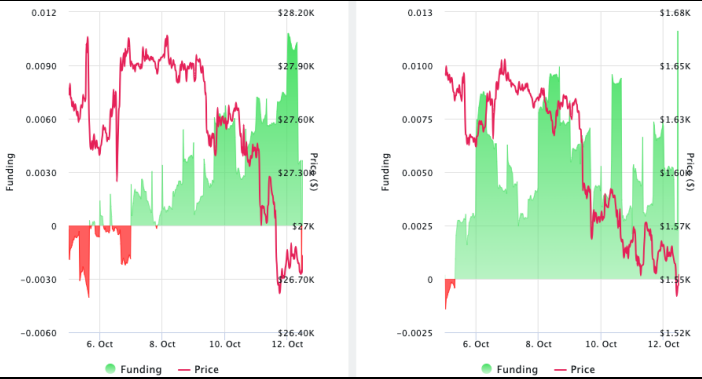
Futures Volume (BTC LHS ; ETH RHS), 1d



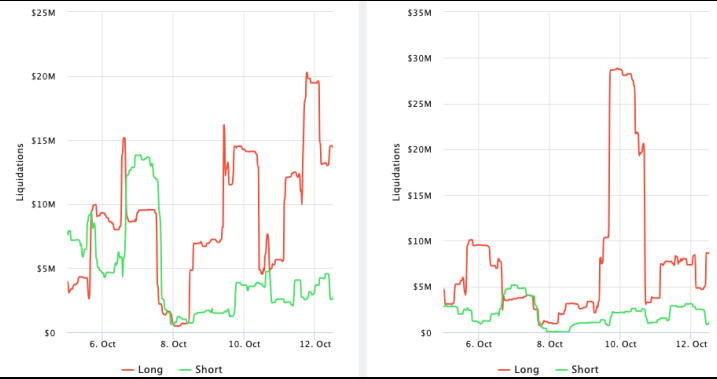
Futures Open Interest (BTC LHS ; ETH RHS)



Volume Weighted Funding Rate (BTC LHS ; ETH RHS), 1d

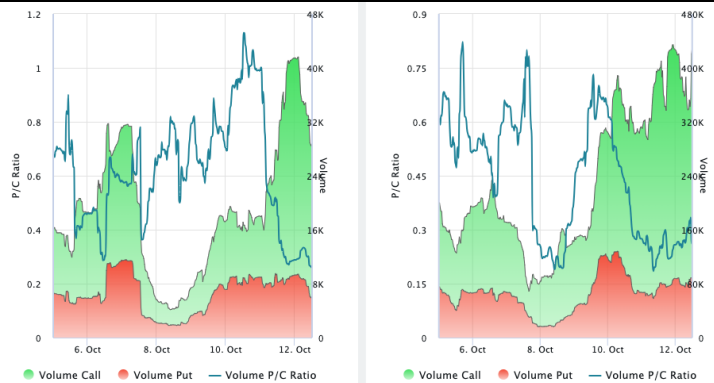


Liquidations (BTC LHS ; ETH RHS), 1d

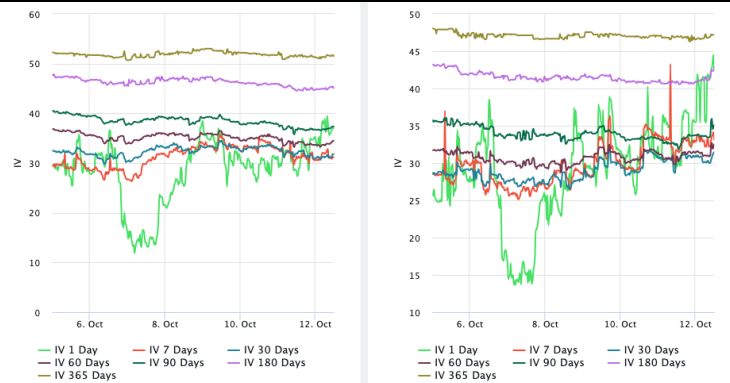


Crypto Options

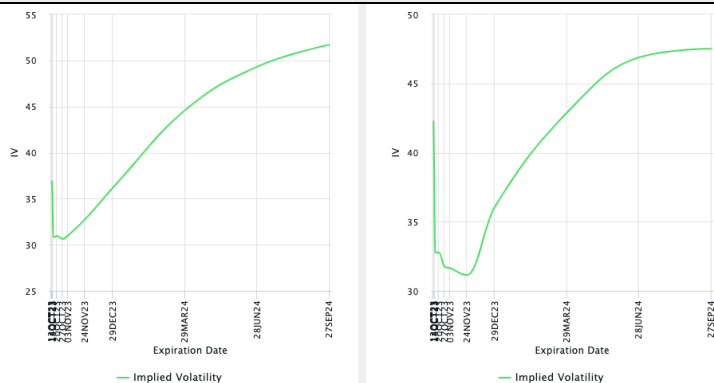
Options Volume & Put/Call Ratio (BTC LHS ; ETH RHS), 1d



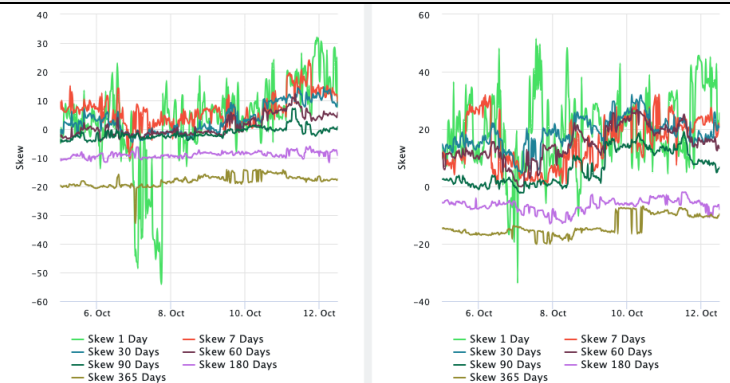
ATM Implied Volatility (BTC LHS ; ETH RHS)



ATM Implied Vol Term Structure (BTC LHS ; ETH RHS)



25 Delta Skew (BTC LHS ; ETH RHS)





October 12, 2023

About GSR

GSR is a global leader in digital asset trading, market making, OTC derivatives, and investments. We operate in a culture of excellence and leverage our first-rate reputation, deep relationships and proprietary trading technology to move swiftly and capitalize on market opportunities.

GSR's experienced team brings together decades of institutional trading expertise, while our industry-leading proprietary technology stack anchors everything we do.

Our main service areas are: market making; proprietary and algorithmic trading; client execution; structured products; risk management solutions; and portfolio investments.

For more information or if we can help with anything, please see gsr.io or contact us at gsr@gsr.io.

Follow GSR for more content: [Twitter](#) [Telegram](#) [LinkedIn](#)

Authors

Matt Kunke, Research Analyst [Twitter](#) [Telegram](#) [LinkedIn](#)
Brian Rudick, Senior Strategist [Twitter](#) [Telegram](#) [LinkedIn](#)

Required Disclosures

This material is provided by GSR (the "Firm") solely for informational purposes, is intended only for sophisticated, institutional investors and does not constitute an offer or commitment, a solicitation of an offer or commitment, or any advice or recommendation, to enter into or conclude any transaction (whether on the terms shown or otherwise), or to provide investment services in any state or country where such an offer or solicitation or provision would be illegal. The Firm is not and does not act as an advisor or fiduciary in providing this material.

This material is not a research report, and not subject to any of the independence and disclosure standards applicable to research reports prepared pursuant to FINRA or CFTC research rules. This material is not independent of the Firm's proprietary interests, which may conflict with the interests of any counterparty of the Firm. The Firm trades instruments discussed in this material for its own account, may trade contrary to the views expressed in this material, and may have positions in other related instruments.

Information contained herein is based on sources considered to be reliable, but is not guaranteed to be accurate or complete. Any opinions or estimates expressed herein reflect a judgment made by the author(s) as of the date of publication, and are subject to change without notice. Trading and investing in digital assets involves significant risks including price volatility and illiquidity and may not be suitable for all investors. The Firm is not liable whatsoever for any direct or consequential loss arising from the use of this material. Copyright of this material belongs to GSR. Neither this material nor any copy thereof may be taken, reproduced or redistributed, directly or indirectly, without prior written permission of GSR.

Notes & Sources

All options data is based on Deribit and derivatives graphics are from Laevidas. Market returns are based on price returns for the following ETFs: VOO, QQQ, EWU, EWG, EWJ, and EWH. Onchain volumes are not considered and thus certain token volumes may be understated (e.g., stETH).

CoinGecko	Santiment	DefiLlama	CoinMarketCap	Laevidas
L2Beat	Google Finance	TradingView	Deribit	WorldCoinIndex
Cryptorank	Investing.com	NFT Price Floor	CryptoSlate	