
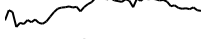










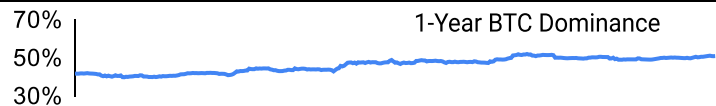
Crypto Leaderboard

Rank	Name	Ticker	Price	24h	7d	30d	24h Vol \$m	MC \$m	1-Year Chart
1	Bitcoin	BTC	\$26,908	0%	-3%	3%	10,094	525,032	
2	Ethereum	ETH	\$1,552	0%	-5%	-4%	8,034	186,798	
3	Tether	USDT	\$1.00	0%	0%	0%	15,671	83,860	
4	BNB	BNB	\$206	0%	-3%	-3%	291	31,754	
5	XRP	XRP	\$0.48	1%	-7%	0%	499	25,718	
6	USD Coin	USDC	\$1.00	0%	0%	0%	4,821	25,185	
7	Lido stETH	STETH	\$1,550	0%	-5%	-3%	7	13,690	
8	Solana	SOL	\$21.6	1%	-7%	17%	274	8,975	
9	Cardano	ADA	\$0.25	1%	-6%	-1%	102	8,606	
10	Dogecoin	DOGE	\$0.06	1%	-4%	-4%	160	8,295	

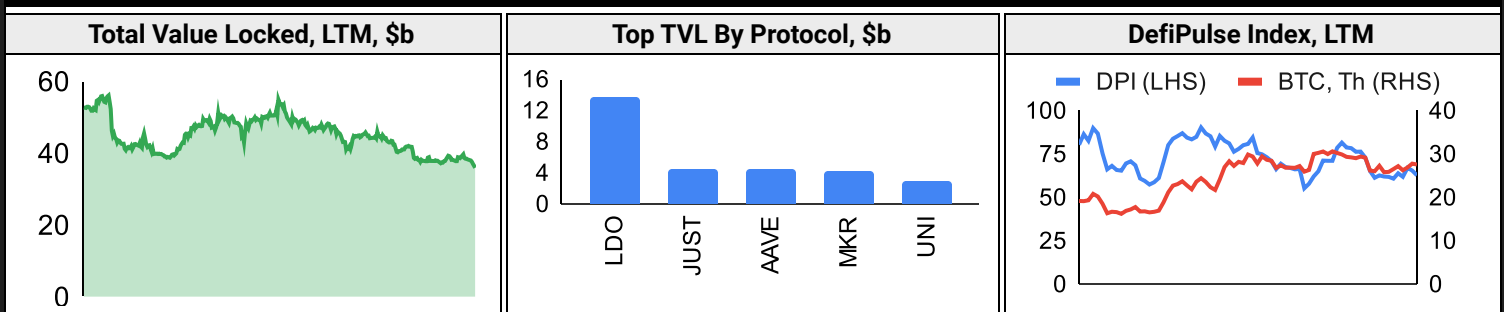
Top & Bottom Performers - Top 100 Tokens

24h		7 Days		30 Days		90 Days		365 Days	
RUNE	11%	TKX	8%	TWT	23%	RUNE	61%	RLB	6553%
KLAY	4%	KLAY	6%	LINK	20%	MKR	56%	KAS	1862%
CRV	4%	XAUT	5%	MKR	20%	KAS	53%	INJ	331%
TWT	4%	PAXG	4%	AAVE	19%	RLB	47%	RNDR	325%
KAS	-2%	AVAX	-14%	XLM	-15%	CRV	-46%	ALGO	-70%
RPL	-2%	RLB	-14%	RPL	-18%	GALA	-47%	FLOW	-72%
FXS	-3%	MNT	-19%	MNT	-19%	APE	-48%	APE	-77%
MNT	-6%	XRD	-19%	XRD	-30%	RPL	-51%	LUNC	-79%

Category Performance

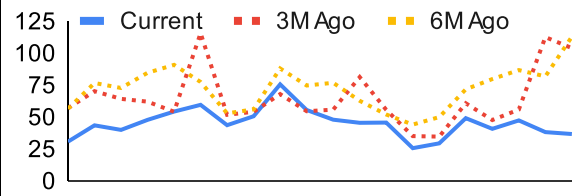
Category	7d	30d	90d	180d	365d	Ecosystem	7d	30d	90d	180d	365d
Lending	-6%	7%	-10%	-11%	-32%	Ethereum	-4%	7%	-20%	-32%	-6%
Privacy	-2%	4%	-21%	-43%	-41%	BSC	-6%	7%	-16%	-44%	-9%
DEX	-6%	1%	-20%	-44%	-30%	Polygon	-4%	4%	-21%	-44%	-16%
Gaming/Entertai	-5%	1%	-26%	-54%	-56%	Tron	-4%	4%	-6%	-3%	8%
IoT/Data/Comp.	-4%	0%	-17%	-38%	-36%	Avalanche	-7%	3%	-18%	-31%	-24%
Currency	-7%	0%	-21%	-12%	5%	Polkadot	-6%	0%	-23%	-47%	-29%
Smart Contract	-6%	0%	-24%	-42%	-33%	Solana	-8%	0%	-22%	-30%	-28%
Other DeFi	-6%	0%	-24%	-39%	9%	Cosmos	-7%	-1%	-14%	-27%	37%
CEXs	-3%	-1%	-18%	-32%	-20%						
Meme	-5%	-1%	-22%	-54%	9%						
Scaling	-8%	-4%	-31%	-59%	-28%						

DeFi

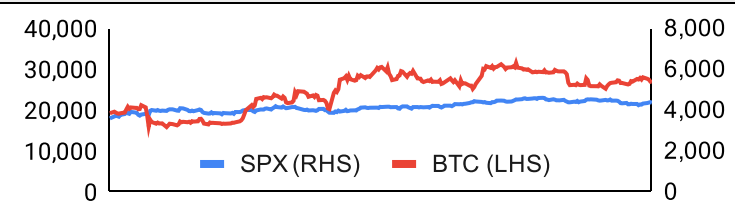


Trading Volume

Aggregate Volumes by Product, \$b					Top Derivatives Exchanges, \$m and bps					Top Spot Exchanges, \$m		
Product	1d	7d	30d	O/I	Exchange	1d Vol	O/I	Mkr	Tkr	Exchange	Score	1d Vol
Spot	12	86	406	n/a	Binance	19,665	8,252	2.0	4.0	Binance	9.9	4,215
Perpetuals	45	495	3,800	142	Bybit	6,109	4,969	2.0	5.5	Coinbase	8.5	591
Futures	0	2	9	1	OKX	7,265	3,221	2.0	5.0	Kraken	8.4	442
Options	1	7	27	n/a	KuCoin	636	1,189	2.0	6.0	Bybit	7.3	818

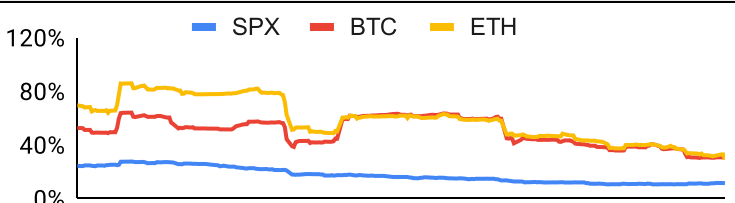
Daily Spot Volume, Top 100 Tokens Last 20d, \$b				Top Volume, 1d, \$m		Top Volume, %20d Avg		Low Volume, %20d Avg	
				USDT	15,748	RETH	403%	XEC	44%
				BTC	8,984	FRAX	184%	HBAR	47%
				ETH	4,798	FXS	177%	SUI	50%
				USDC	2,218	CRO	169%	WBTC	50%
				XRP	707	XDC	155%	STX	51%

Traditional Finance

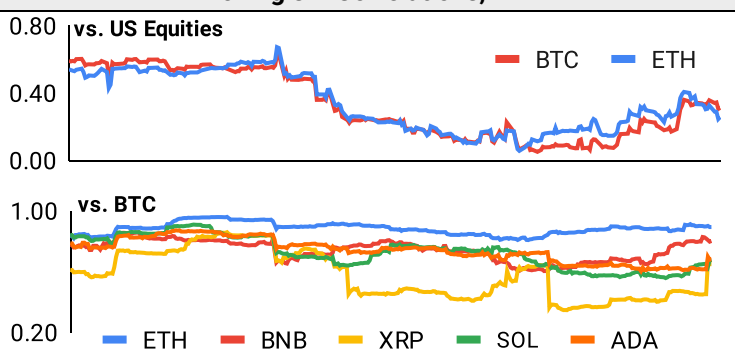
Global Equity Markets							SPX vs. BTC, LTM				
	US	USGrwth	UK	Germany	Japan	HK					
1D	-1%	0%	-1%	-1%	0%	0%					
7D	2%	3%	2%	1%	2%	3%					
90D	-3%	-2%	-3%	-11%	-3%	-10%					
365D	24%	42%	27%	36%	25%	-1%					

10-Year Treasury Yields							Commodities & FX					
	US	Brazil	UK	Germany	Japan	HK	Last	WTI	Gas	Gold	USD/EUR	USD/JPY
Last	4.59%	11.75%	4.39%	2.71%	0.76%	4.20%	Last	86.7	3.27	1,926	0.95	149.6
1d Chg	-0.12	0.02	-0.03	-0.07	-0.01	-0.06	1d % Chg	4.6%	-2.2%	2.3%	-0.1%	-0.2%

Volatility

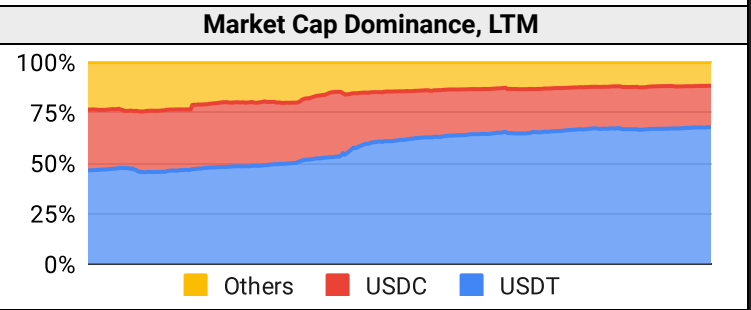
Annualized Volatility							Rolling 3M Annualized Volatility, LTM				
	BTC	ETH	BNB	XRP	SOL	ADA					
30D	25%	32%	20%	34%	60%	30%					
90D	30%	30%	27%	50%	60%	36%					
180D	36%	39%	38%	116%	70%	58%					
365D	46%	56%	51%	99%	106%	66%					

Correlations

Intra-Crypto Correlations, LTM							Rolling 3M Correlations, LTM				
	BTC	ETH	BNB	XRP	SOL	ADA					
BTC											
ETH	0.89										
BNB	0.74	0.76									
XRP	0.49	0.56	0.45								
SOL	0.74	0.77	0.69	0.51							
ADA	0.74	0.80	0.71	0.71	0.73						

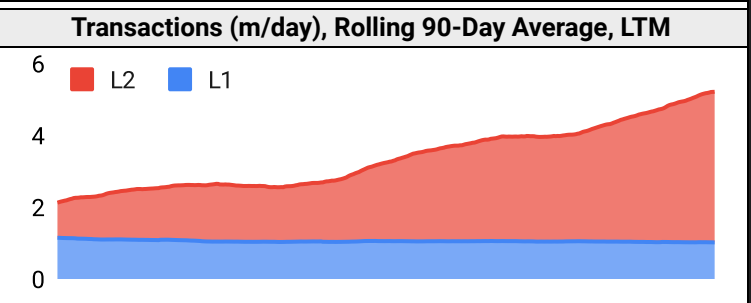
Stablecoins

Stablecoin Market Size and Volume, \$m				
Ticker	Price	1d Vol	20d Avg Vol	Market Cap
USDT	1.00	15,748	20,895	83,487
USDC	1.00	2,218	2,448	25,068
DAI	1.00	92	87	5,349
TUSD	1.00	143	253	3,367
BUSD	1.00	441	620	2,139
USDD	1.00	18	20	726



Ethereum Mainnet & Layer 2s

Mainnet & Layer 2 Transactions (m/day) and L2 TVL (\$m)				
Network	1d	30d Avg	TVL	Tech Type
Ethereum	1.0	1.0	-	Mainnet
zkSync Era	0.9	1.0	392	ZKR
Base	0.4	0.9	546	ORU
Starknet	0.5	0.6	131	ZKR
Arbitrum One	0.5	0.6	5,660	ORU
OP Mainnet	0.3	0.3	2,550	ORU
Mantle	0.3	0.3	124	Optimium
dYdX	0.2	0.2	325	App-specific ZKR
Immutable X	0.2	0.2	94	App-specific Validium
Linea	0.1	0.2	65	ZKR



Layer 2 Token Performance & Market Cap (\$m)

	MATIC	OP	MNT	ARB	IMX
30d Return	0%	-11%	-20%	3%	6%
Market Cap	4,800	1,060	1,050	1,030	630

NFTs and DAOs

NFT Collection Stats (in ETH)					
Collection	Floor	Listings	3M Ret.	3M Vol	Market Cap
CryptoPunks	45.0	1,050	-8%	24,208	449,500
Bored Ape	25.2	503	-22%	120,397	252,000
Squiggle	9.5	225	-1%	3,047	95,143
Mutant Ape	4.8	673	-23%	68,969	93,898
Autoglyphs	170.0	4	-15%	712	87,040
Fidenza	50.0	32	-38%	818	49,940
Pudgy Penguins	4.9	450	36%	20,724	43,373
Azuki	4.1	385	-30%	39,187	41,400
The Sandbox	0.2	421	-17%	410	37,903
Decentraland	0.4	139	-16%	81	37,289

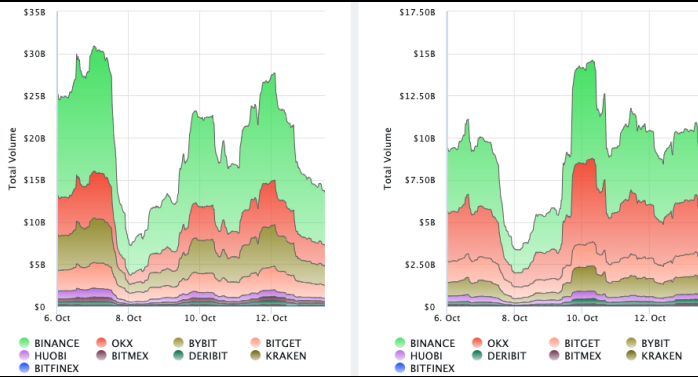
DAO Treasury Amount (\$m) and Composition					
DAO	Treasury	Stables	BTC/ETH	Own Tokens	Other
Arbitrum	2,860	0%	0%	100%	0%
Uniswap	1,694	0%	0%	100%	0%
Mantle	1,586	14%	25%	0%	62%
Optimism	1,080	0%	0%	100%	0%
ENS	510	4%	1%	96%	0%
Ethereum	490	0%	100%	0%	0%
Golem	269	0%	95%	5%	0%
Lido	234	3%	25%	73%	0%
Volta Club	221	59%	0%	10%	30%
IndiaCovidRel	203	99%	0%	0%	1%

Crypto News

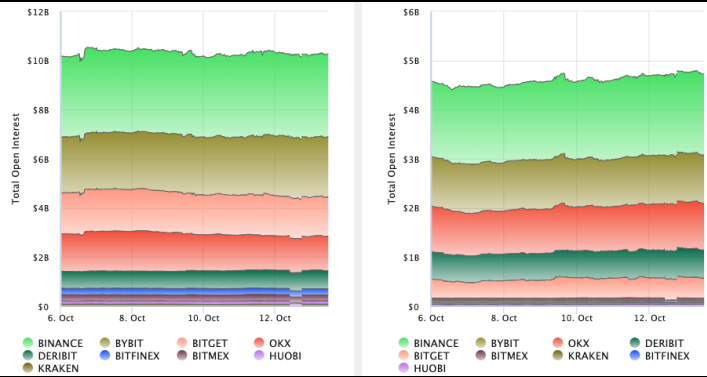
- [What happens if SEC doesn't appeal Grayscale spot Bitcoin ETF ruling? - Cointelegraph](#)
- [Beijing forum promotes SIM-based 'e-CNY hard wallet' for digital payments - South China Morning Post](#)
- [Compute Anything on Bitcoin? What You Need to Know About BitVM - Decrypt](#)
- [Japanese tokenized deposit network DCJPY to launch mid-2024 - Ledger Insights](#)
- [Ex-girlfriend Caroline Ellison says Sam Bankman-Fried sent \\$100 million bribe to Chinese officials - CBS News](#)
- [Blockstream's new service aims to make Lightning integration a breeze - Blockworks](#)
- [Mastercard's CBDC pilot ventures into Ethereum and NFTs - Blockworks](#)
- [Uniswap Wallet is coming to Android - Blockworks](#)
- [Terraform targets Citadel Securities alleging potential connection to UST depeg - Blockworks](#)

Crypto Futures

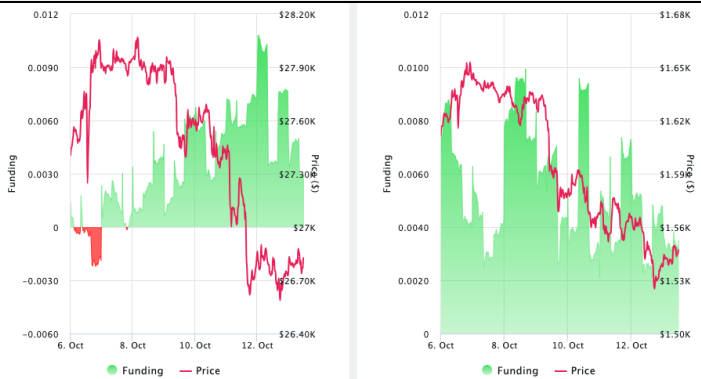
Futures Volume (BTC LHS ; ETH RHS), 1d



Futures Open Interest (BTC LHS ; ETH RHS)



Volume Weighted Funding Rate (BTC LHS ; ETH RHS), 1d

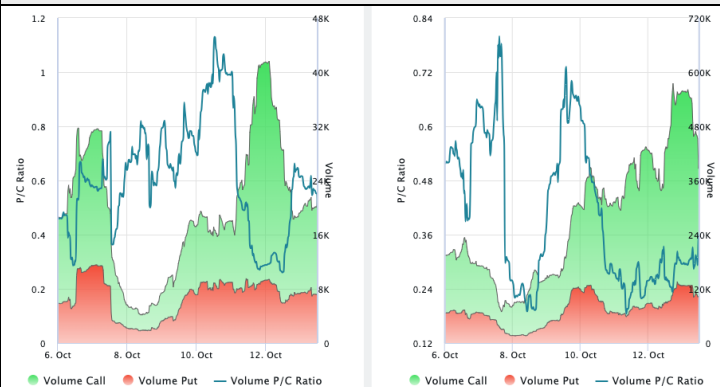


Liquidations (BTC LHS ; ETH RHS), 1d

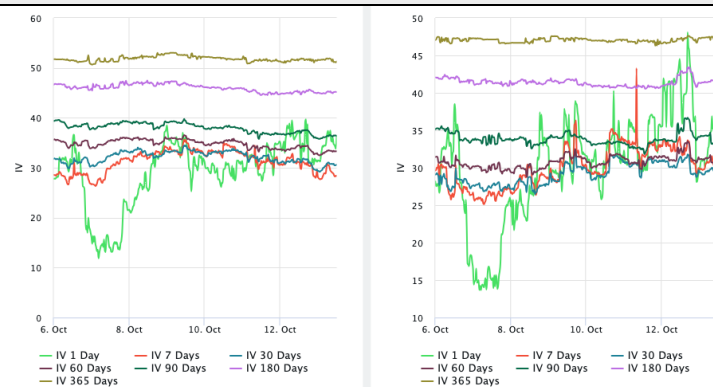


Crypto Options

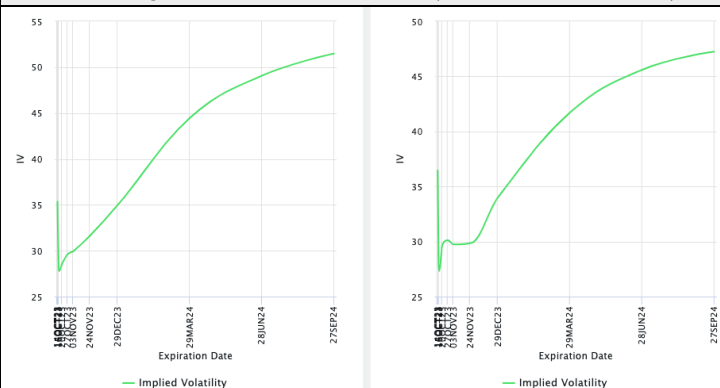
Options Volume & Put/Call Ratio (BTC LHS ; ETH RHS), 1d



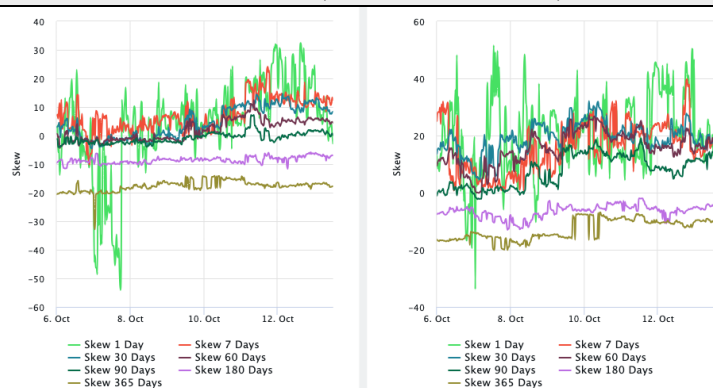
ATM Implied Volatility (BTC LHS ; ETH RHS)



ATM Implied Vol Term Structure (BTC LHS ; ETH RHS)



25 Delta Skew (BTC LHS ; ETH RHS)



About GSR

GSR is a global leader in digital asset trading, market making, OTC derivatives, and investments. We operate in a culture of excellence and leverage our first-rate reputation, deep relationships and proprietary trading technology to move swiftly and capitalize on market opportunities.

GSR's experienced team brings together decades of institutional trading expertise, while our industry-leading proprietary technology stack anchors everything we do.

Our main service areas are: market making; proprietary and algorithmic trading; client execution; structured products; risk management solutions; and portfolio investments.

For more information or if we can help with anything, please see gsr.io or contact us at gsr@gsr.io.

Follow GSR for more content: [Twitter](#) [Telegram](#) [LinkedIn](#)

Authors

Matt Kunke, Research Analyst [Twitter](#) [Telegram](#) [LinkedIn](#)
Brian Rudick, Senior Strategist [Twitter](#) [Telegram](#) [LinkedIn](#)

Required Disclosures

This material is provided by GSR (the "Firm") solely for informational purposes, is intended only for sophisticated, institutional investors and does not constitute an offer or commitment, a solicitation of an offer or commitment, or any advice or recommendation, to enter into or conclude any transaction (whether on the terms shown or otherwise), or to provide investment services in any state or country where such an offer or solicitation or provision would be illegal. The Firm is not and does not act as an advisor or fiduciary in providing this material. GSR is not authorised or regulated in the UK by the Financial Conduct Authority. The protections provided by the UK regulatory system will not be available to you. Specifically, information provided herein is intended for institutional persons only and is not suitable for retail persons in the United Kingdom, and no solicitation or recommendation is being made to you in regards to any products or services.

This material is not a research report, and not subject to any of the independence and disclosure standards applicable to research reports prepared pursuant to FINRA or CFTC research rules. This material is not independent of the Firm's proprietary interests, which may conflict with the interests of any counterparty of the Firm. The Firm trades instruments discussed in this material for its own account, may trade contrary to the views expressed in this material, and may have positions in other related instruments.

Information contained herein is based on sources considered to be reliable, but is not guaranteed to be accurate or complete. Any opinions or estimates expressed herein reflect a judgment made by the author(s) as of the date of publication, and are subject to change without notice. Trading and investing in digital assets involves significant risks including price volatility and illiquidity and may not be suitable for all investors. The Firm is not liable whatsoever for any direct or consequential loss arising from the use of this material. Copyright of this material belongs to GSR. Neither this material nor any copy thereof may be taken, reproduced or redistributed, directly or indirectly, without prior written permission of GSR

Notes & Sources

All options data is based on Deribit and derivatives graphics are from Laevidas. Market returns are based on price returns for the following ETFs: VOO, QQQ, EWU, EWG, EWJ, and EWH. Onchain volumes are not considered and thus certain token volumes may be understated (e.g., stETH).

CoinGecko	Santiment	DefiLlama	CoinMarketCap	Laevidas
<u>L2Beat</u>	Google Finance	TradingView	Deribit	WorldCoinIndex
Cryptorank	Investing.com	NFT Price Floor	CryptoSlate	