


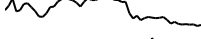








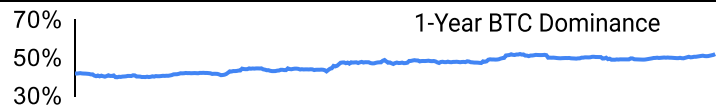
## Crypto Leaderboard

Rank	Name	Ticker	Price	24h	7d	30d	24h Vol \$m	MC \$m	1-Year Chart
1	Bitcoin	BTC	\$28,391	1%	4%	7%	19,942	554,087	
2	Ethereum	ETH	\$1,575	-1%	0%	-3%	9,166	189,452	
3	Tether	USDT	\$1.00	0%	0%	0%	15,029	83,797	
4	BNB	BNB	\$211	-1%	2%	-3%	373	32,455	
5	XRP	XRP	\$0.49	-1%	-1%	-1%	900	26,168	
6	USD Coin	USDC	\$1.00	0%	0%	0%	6,184	25,295	
7	Lido stETH	STETH	\$1,574	0%	0%	-3%	33	13,935	
8	Solana	SOL	\$23.8	2%	7%	26%	674	9,895	
9	Cardano	ADA	\$0.25	-2%	-1%	0%	159	8,618	
10	Dogecoin	DOGE	\$0.06	-2%	1%	-4%	221	8,358	

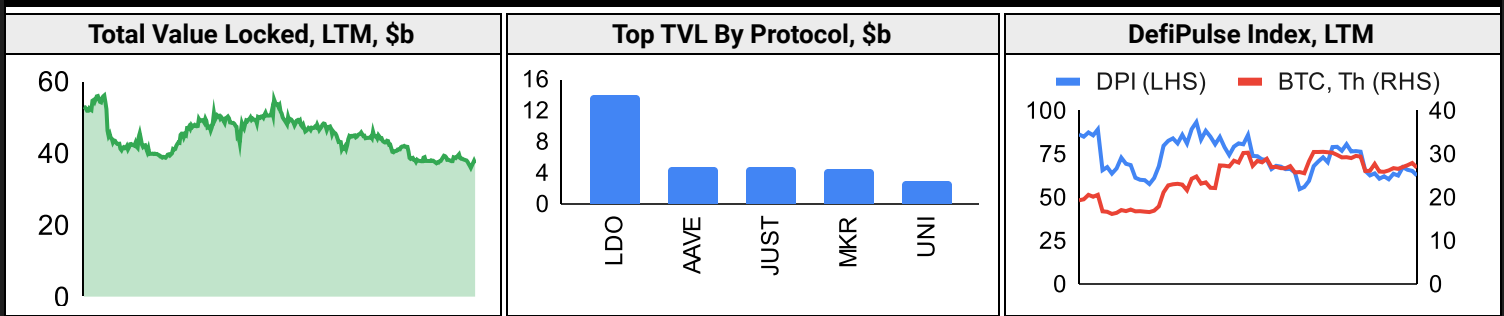
## Top & Bottom Performers - Top 100 Tokens

24h		7 Days		30 Days		90 Days		365 Days	
OKB	6%	BSV	19%	BSV	27%	RUNE	55%	RLB	7637%
BSV	4%	RLB	17%	SOL	26%	TON	46%	KAS	2107%
KAS	4%	STX	8%	TWT	26%	MKR	41%	RNDR	336%
APE	3%	APE	7%	LINK	20%	RLB	37%	INJ	269%
UNI	-5%	XRD	-7%	RPL	-15%	CRV	-44%	FLOW	-71%
CFX	-5%	RUNE	-8%	RUNE	-16%	APE	-46%	ALGO	-72%
SUI	-8%	SUI	-8%	MNT	-20%	SUI	-47%	APE	-76%
RUNE	-9%	MNT	-12%	XRD	-29%	GALA	-49%	LUNC	-79%

## Category Performance

Category	7d	30d	90d	180d	365d	Ecosystem	7d	30d	90d	180d	365d
Lending	0%	6%	-7%	0%	-37%	Ethereum	0%	6%	-17%	-23%	-12%
Privacy	3%	4%	-17%	-36%	-42%	Polygon	7%	6%	-15%	-35%	-18%
Currency	3%	3%	-19%	1%	9%	BSC	2%	6%	-10%	-35%	-14%
Meme	3%	2%	-16%	-45%	9%	Tron	3%	5%	1%	5%	2%
Other DeFi	2%	2%	-19%	-31%	1%	Avalanche	0%	1%	-15%	-24%	-27%
IoT/Data/Comp.	1%	1%	-13%	-31%	-37%	Polkadot	2%	0%	-19%	-38%	-35%
DEX	2%	1%	-16%	-36%	-31%	Solana	0%	-2%	-23%	-21%	-28%
Smart Contract	0%	0%	-21%	-34%	-34%	Cosmos	1%	-3%	-9%	-16%	30%
CEXs	2%	0%	-14%	-28%	-20%						
Gaming/Entertai	3%	-1%	-24%	-48%	-56%						
Scaling	-2%	-3%	-29%	-53%	-32%						

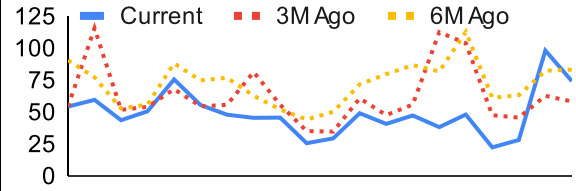
## DeFi



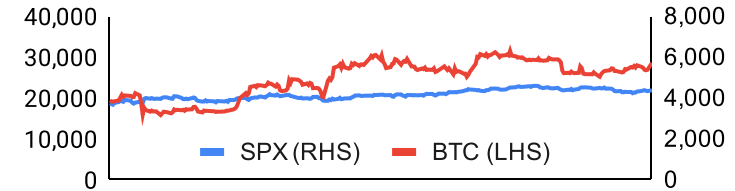
## Trading Volume

Aggregate Volumes by Product, \$b					Top Derivatives Exchanges, \$m and bps					Top Spot Exchanges, \$m		
Product	1d	7d	30d	O/I	Exchange	1d Vol	O/I	Mkr	Tkr	Exchange	Score	1d Vol
Spot	19	96	415	n/a	Binance	30,605	8,028	2.0	4.0	Binance	9.9	6,826
Perpetuals	74	490	3,800	145	Bybit	9,838	4,698	2.0	5.5	Coinbase	8.5	998
Futures	0	2	9	1	OKX	11,757	3,181	2.0	5.0	Kraken	8.3	579
Options	1	8	30	n/a	KuCoin	1,237	1,157	2.0	6.0	KuCoin	7.4	276

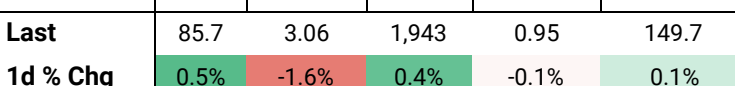
  

Daily Spot Volume, Top 100 Tokens Last 20d, \$b				Top Volume, 1d, \$m		Top Volume, %20d Avg		Low Volume, %20d Avg	
				USDT	39,597	OKB	473%	RUNE	50%
				BTC	18,558	BSV	299%	RETH	58%
				ETH	5,635	STETH	279%	XRD	63%
				USDC	3,418	HT	188%	TWT	67%
				XRP	845	CRV	183%	RPL	68%

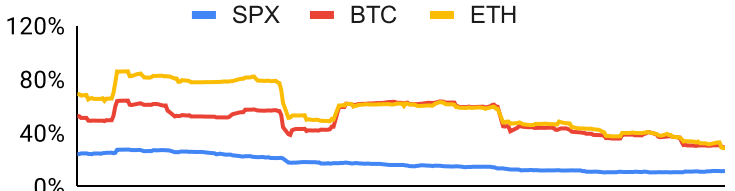
## Traditional Finance

Global Equity Markets							SPX vs. BTC, LTM				
	US	USGrwth	UK	Germany	Japan	HK					
1D	1%	1%	1%	1%	0%	0%					
7D	1%	1%	1%	0%	0%	0%					
90D	-4%	-4%	-3%	-12%	-6%	-10%					
365D	24%	43%	26%	33%	24%	1%					

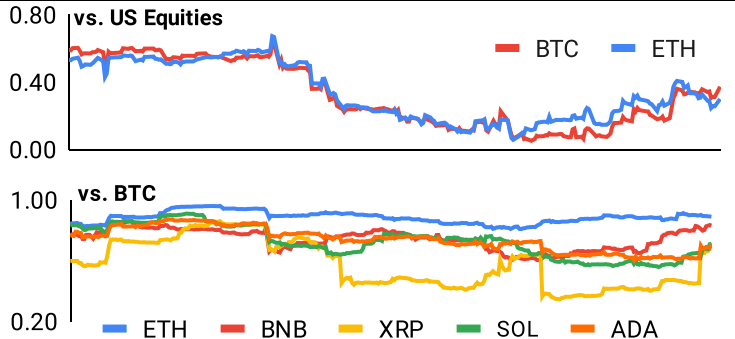
  

10-Year Treasury Yields							Commodities & FX					
	US	Brazil	UK	Germany	Japan	HK						
Last	4.83%	11.74%	4.59%	2.88%	0.79%	4.30%	Last	85.7	3.06	1,943	0.95	149.7
1d Chg	0.12	-0.12	0.11	0.10	0.01	-0.06	1d % Chg	0.5%	-1.6%	0.4%	-0.1%	0.1%

## Volatility

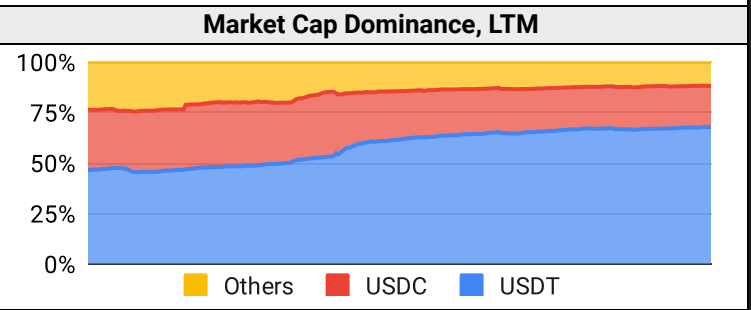
Annualized Volatility							Rolling 3M Annualized Volatility, LTM			
	BTC	ETH	BNB	XRP	SOL	ADA				
30D	30%	33%	23%	34%	67%	30%				
90D	32%	31%	26%	46%	62%	34%				
180D	35%	37%	38%	115%	70%	57%				
365D	46%	56%	51%	99%	106%	66%				

## Correlations

Intra-Crypto Correlations, LTM							Rolling 3M Correlations, LTM				
	BTC	ETH	BNB	XRP	SOL	ADA					
BTC											
ETH	0.89										
BNB	0.74	0.76									
XRP	0.49	0.57	0.45								
SOL	0.74	0.77	0.69	0.51							
ADA	0.74	0.80	0.71	0.71	0.73						

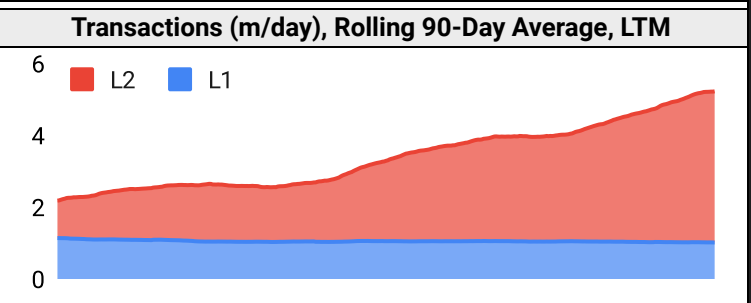
## Stablecoins

Stablecoin Market Size and Volume, \$m				
Ticker	Price	1d Vol	20d Avg Vol	Market Cap
USDT	1.00	39,597	23,152	83,621
USDC	1.00	3,418	2,481	25,259
DAI	1.00	127	94	5,346
TUSD	1.00	263	251	3,368
BUSD	1.00	567	600	2,109
USDD	1.00	19	21	726



## Ethereum Mainnet & Layer 2s

Mainnet & Layer 2 Transactions (m/day) and L2 TVL (\$m)				
Network	1d	30d Avg	TVL	Tech Type
Ethereum	1.0	1.0	-	Mainnet
zkSync Era	0.9	1.0	428	ZKR
Base	0.4	0.8	552	ORU
Arbitrum One	0.6	0.6	5,790	ORU
Starknet	0.4	0.6	131	ZKR
Mantle	0.2	0.3	125	Optimium
OP Mainnet	0.2	0.3	2,640	ORU
dYdX	0.3	0.2	330	App-specific ZKR
Immutable X	0.1	0.2	95	App-specific Validium
Linea	0.1	0.2	70	ZKR



### Layer 2 Token Performance & Market Cap (\$m)

	MATIC	OP	ARB	MNT	IMX
30d Return	0%	-13%	-2%	-20%	0%
Market Cap	4,860	1,060	1,010	1,000	642

## NFTs and DAOs

NFT Collection Stats (in ETH)					
Collection	Floor	Listings	3M Ret.	3M Vol	Market Cap
CryptoPunks	43.5	1,053	-13%	23,127	435,000
Bored Ape	25.1	502	-23%	118,529	250,800
Mutant Ape	4.8	623	8%	67,436	93,489
Squiggle	9.2	228	-13%	3,050	91,945
Autoglyphs	170.0	4	-15%	712	87,040
Fidenza	50.0	35	-38%	818	49,940
Pudgy Penguins	5.4	434	45%	20,811	47,595
Azuki	4.2	367	-20%	33,859	41,500
The Sandbox	0.2	387	-17%	434	39,551
The Captainz	3.7	144	-38%	10,005	36,996

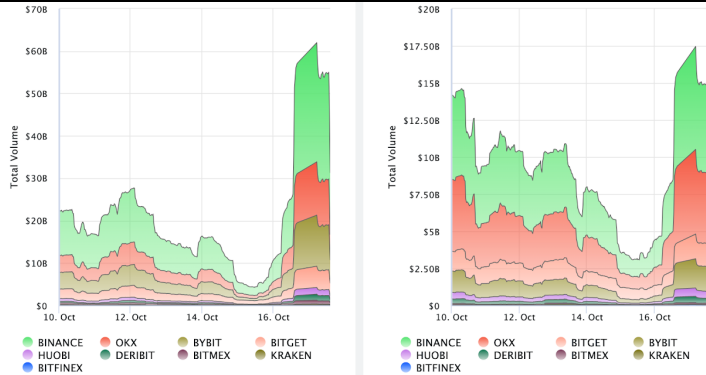
DAO Treasury Amount (\$m) and Composition					
DAO	Treasury	Stables	BTC/ETH	Own Tokens	Other
Arbitrum	2,859	0%	0%	100%	0%
Uniswap	1,669	0%	0%	100%	0%
Mantle	1,608	14%	25%	0%	61%
Optimism	1,098	0%	0%	100%	0%
ENS	512	4%	1%	96%	0%
Ethereum	500	0%	100%	0%	0%
Golem	275	0%	95%	5%	0%
Lido	236	2%	25%	73%	0%
Volta Club	219	59%	0%	10%	30%
IndiaCovidRel	202	99%	1%	0%	1%

## Crypto News

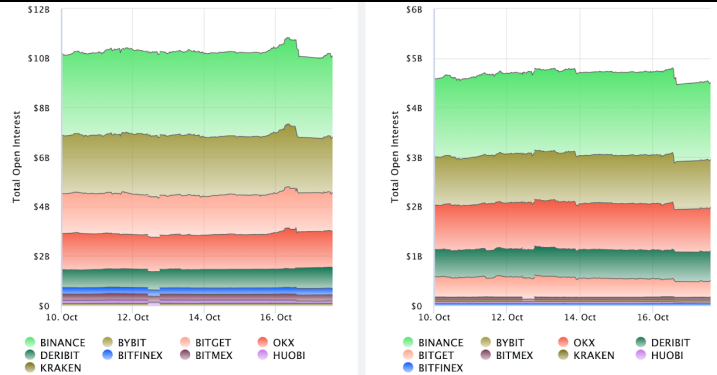
- [SBF Trial: FTX Exec Felt 'Suicidal' in Crypto Exchange's Final Days - CoinDesk](#)
- [FTX Plans to Return 90% of Customer Funds. But There's a Catch - CoinDesk](#)
- [Market Wrap: Bitcoin Hovers Above \\$28K After ETF Reports Prove False - CoinDesk](#)
- [Russian telecoms giant MTS announces ads service targeting Telegram users - Cointelegraph](#)
- [DeSci-focused DAO community funds cancer research - Cointelegraph](#)
- [Roblox integrates XRP as payment method - Cointelegraph](#)
- [Dev platform Stack Overflow axes 28% of staff as AI competition grows - Cointelegraph](#)
- [Pennsylvania cuts 2-year mining moratorium from bill after union pressure - Cointelegraph](#)
- [Lido on Solana wind down 'deemed a necessity' after low fees, says staking firm - Cointelegraph](#)

## Crypto Futures

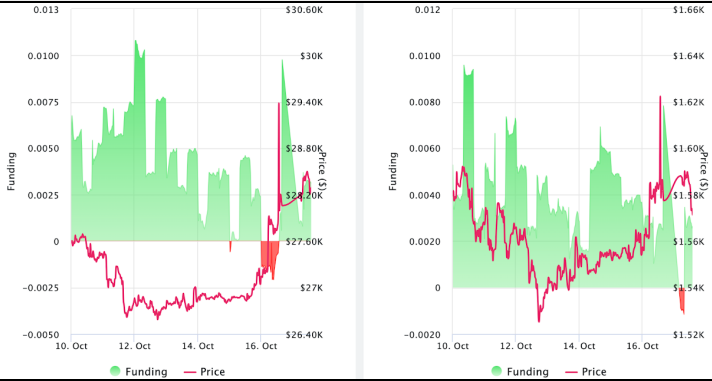
### Futures Volume (BTC LHS ; ETH RHS), 1d



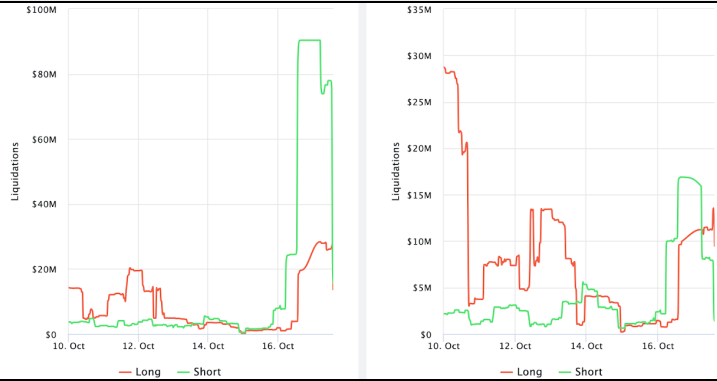
### Futures Open Interest (BTC LHS ; ETH RHS)



### Volume Weighted Funding Rate (BTC LHS ; ETH RHS), 1d

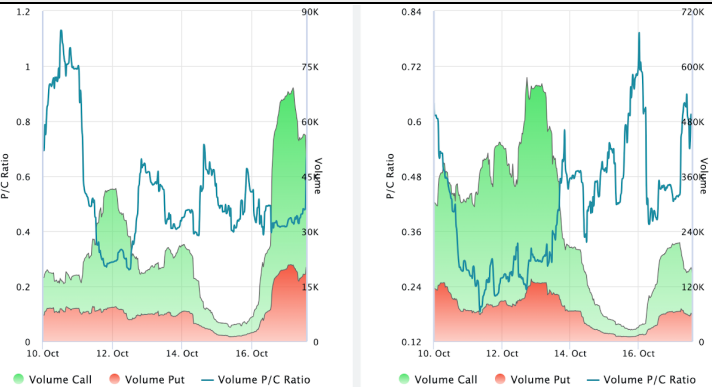


### Liquidations (BTC LHS ; ETH RHS), 1d

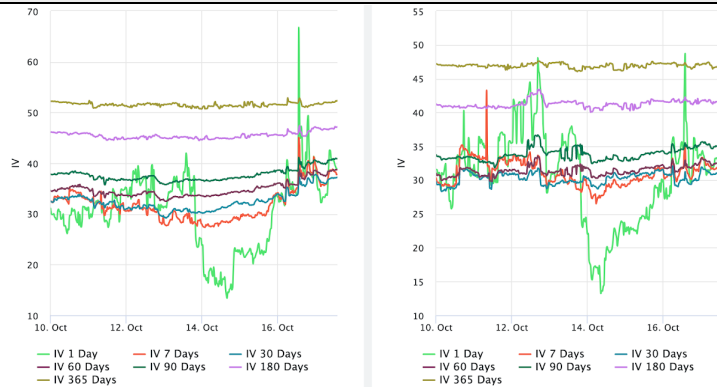


## Crypto Options

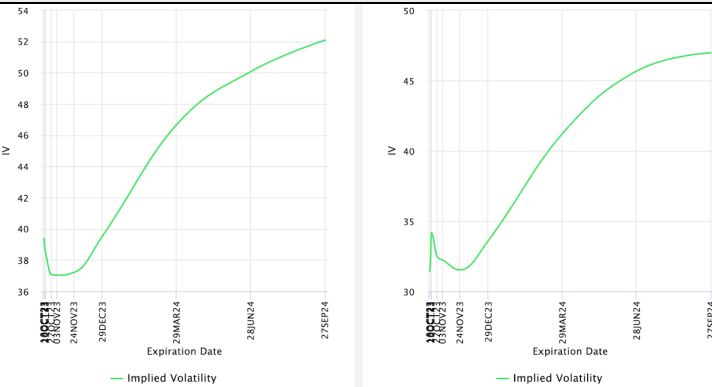
### Options Volume & Put/Call Ratio (BTC LHS ; ETH RHS), 1d



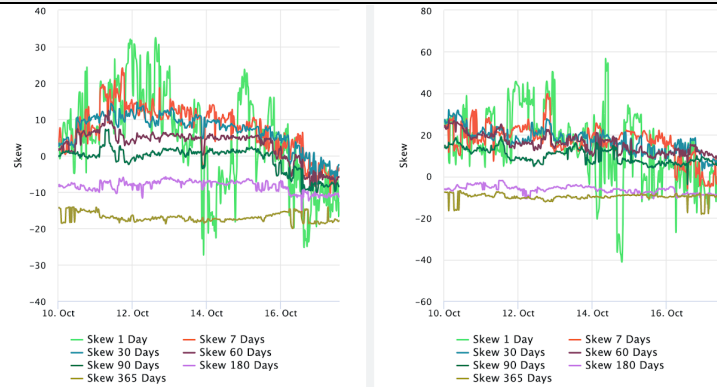
### ATM Implied Volatility (BTC LHS ; ETH RHS)



### ATM Implied Vol Term Structure (BTC LHS ; ETH RHS)



### 25 Delta Skew (BTC LHS ; ETH RHS)



### About GSR

GSR is a global leader in digital asset trading, market making, OTC derivatives, and investments. We operate in a culture of excellence and leverage our first-rate reputation, deep relationships and proprietary trading technology to move swiftly and capitalize on market opportunities.

GSR's experienced team brings together decades of institutional trading expertise, while our industry-leading proprietary technology stack anchors everything we do.

Our main service areas are: market making; proprietary and algorithmic trading; client execution; structured products; risk management solutions; and portfolio investments.

For more information or if we can help with anything, please see [gsr.io](https://gsr.io) or contact us at [gsr@gsr.io](mailto:gsr@gsr.io).

Follow GSR for more content: [Twitter](#) [Telegram](#) [LinkedIn](#)

### Authors

Matt Kunke, Research Analyst [Twitter](#) [Telegram](#) [LinkedIn](#)  
Brian Rudick, Senior Strategist [Twitter](#) [Telegram](#) [LinkedIn](#)

### Required Disclosures

This material is provided by GSR (the "Firm") solely for informational purposes, is intended only for sophisticated, institutional investors and does not constitute an offer or commitment, a solicitation of an offer or commitment, or any advice or recommendation, to enter into or conclude any transaction (whether on the terms shown or otherwise), or to provide investment services in any state or country where such an offer or solicitation or provision would be illegal. The Firm is not and does not act as an advisor or fiduciary in providing this material. GSR is not authorised or regulated in the UK by the Financial Conduct Authority. The protections provided by the UK regulatory system will not be available to you. Specifically, information provided herein is intended for institutional persons only and is not suitable for retail persons in the United Kingdom, and no solicitation or recommendation is being made to you in regards to any products or services.

This material is not a research report, and not subject to any of the independence and disclosure standards applicable to research reports prepared pursuant to FINRA or CFTC research rules. This material is not independent of the Firm's proprietary interests, which may conflict with the interests of any counterparty of the Firm. The Firm trades instruments discussed in this material for its own account, may trade contrary to the views expressed in this material, and may have positions in other related instruments.

Information contained herein is based on sources considered to be reliable, but is not guaranteed to be accurate or complete. Any opinions or estimates expressed herein reflect a judgment made by the author(s) as of the date of publication, and are subject to change without notice. Trading and investing in digital assets involves significant risks including price volatility and illiquidity and may not be suitable for all investors. The Firm is not liable whatsoever for any direct or consequential loss arising from the use of this material. Copyright of this material belongs to GSR. Neither this material nor any copy thereof may be taken, reproduced or redistributed, directly or indirectly, without prior written permission of GSR

### Notes & Sources

All options data is based on Deribit and derivatives graphics are from Laevidas. Market returns are based on price returns for the following ETFs: VOO, QQQ, EWU, EWG, EWJ, and EWH. Onchain volumes are not considered and thus certain token volumes may be understated (e.g., stETH).

CoinGecko	Santiment	DefiLlama	CoinMarketCap	Laevidas
<u>L2Beat</u>	Google Finance	TradingView	Deribit	WorldCoinIndex
Cryptorank	Investing.com	NFT Price Floor	CryptoSlate	