


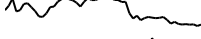








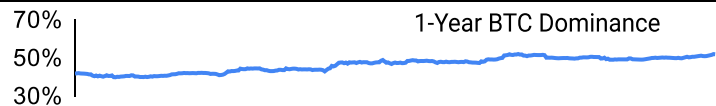
Crypto Leaderboard

Rank	Name	Ticker	Price	24h	7d	30d	24h Vol \$m	MC \$m	1-Year Chart
1	Bitcoin	BTC	\$28,329	0%	4%	6%	14,643	553,034	
2	Ethereum	ETH	\$1,573	0%	0%	-4%	8,105	189,393	
3	Tether	USDT	\$1.00	0%	0%	0%	20,316	83,715	
4	BNB	BNB	\$212	1%	2%	-2%	322	32,655	
5	XRP	XRP	\$0.49	0%	0%	-3%	641	26,153	
6	USD Coin	USDC	\$1.00	0%	0%	0%	5,284	25,306	
7	Lido stETH	STETH	\$1,573	0%	0%	-4%	13	13,885	
8	Solana	SOL	\$23.7	0%	7%	21%	483	9,889	
9	Cardano	ADA	\$0.25	0%	-1%	-2%	123	8,599	
10	Dogecoin	DOGE	\$0.06	-1%	0%	-5%	175	8,302	

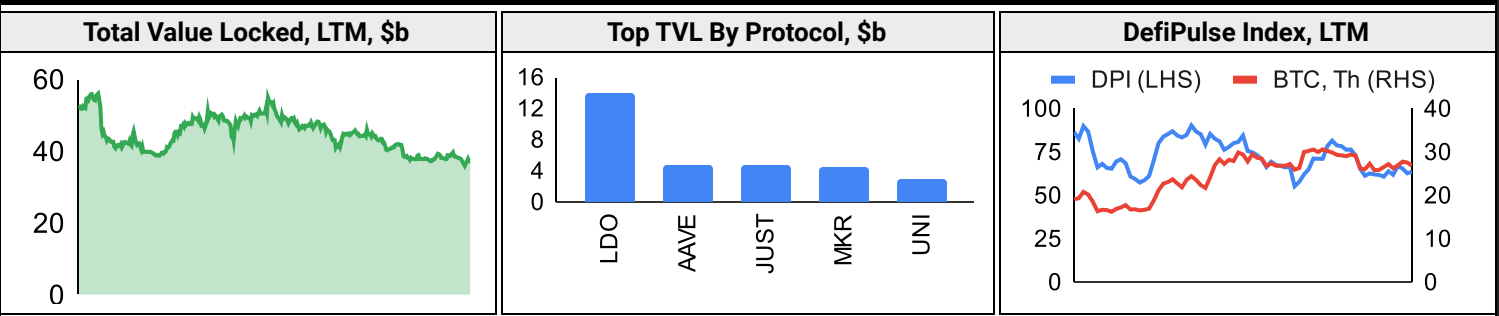
Top & Bottom Performers - Top 100 Tokens

24h		7 Days		30 Days		90 Days		365 Days	
TWT	8%	BSV	25%	TWT	35%	RUNE	57%	RLB	7006%
BSV	7%	TWT	16%	BSV	29%	RLB	54%	KAS	2189%
STX	5%	STX	15%	SOL	21%	TON	46%	RNDR	344%
HBAR	4%	APE	9%	RNDR	20%	MKR	35%	INJ	278%
CFX	-4%	BGB	-7%	TON	-15%	CFX	-43%	FLOW	-71%
KLAY	-4%	XRD	-8%	RUNE	-16%	CRV	-45%	ALGO	-72%
LDO	-4%	CFX	-9%	MNT	-20%	APE	-47%	APE	-75%
RLB	-4%	MNT	-9%	XRD	-30%	GALA	-51%	LUNC	-78%

Category Performance

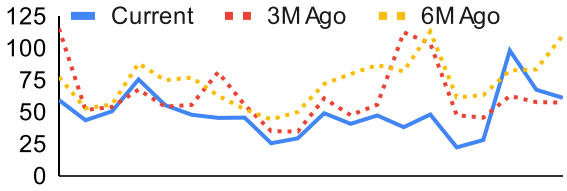
Category	7d	30d	90d	180d	365d	Ecosystem	7d	30d	90d	180d	365d
Lending	0%	3%	-9%	-1%	-37%	Tron	9%	9%	6%	12%	7%
Privacy	3%	2%	-19%	-34%	-42%	BSC	2%	5%	-11%	-32%	-13%
Other DeFi	3%	2%	-18%	-27%	3%	Polygon	7%	4%	-17%	-32%	-19%
Meme	4%	1%	-16%	-42%	14%	Ethereum	-1%	4%	-19%	-19%	-12%
Currency	4%	1%	-19%	5%	10%	Avalanche	1%	0%	-17%	-19%	-26%
DEX	2%	1%	-16%	-32%	-30%	Polkadot	1%	-2%	-22%	-36%	-37%
IoT/Data/Comp.	1%	-1%	-15%	-29%	-37%	Cosmos	3%	-3%	-10%	-10%	33%
CEXs	2%	-1%	-14%	-26%	-20%	Solana	0%	-4%	-24%	-18%	-27%
Smart Contract	1%	-2%	-21%	-32%	-33%						
Gaming/Entertai	3%	-4%	-25%	-46%	-56%						
Scaling	-1%	-5%	-29%	-52%	-30%						

DeFi

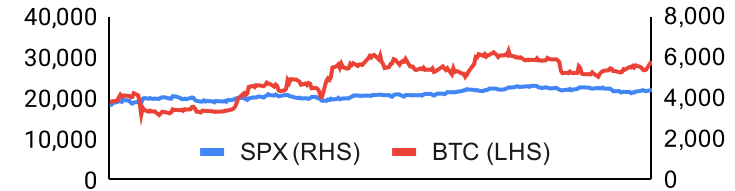


Trading Volume

Aggregate Volumes by Product, \$b					Top Derivatives Exchanges, \$m and bps					Top Spot Exchanges, \$m		
Product	1d	7d	30d	O/I	Exchange	1d Vol	O/I	Mkr	Tkr	Exchange	Score	1d Vol
Spot	16	106	429	n/a	Binance	26,575	8,022	2.0	4.0	Binance	9.9	5,820
Perpetuals	74	519	3,820	132	Bybit	8,267	4,839	2.0	5.5	Coinbase	8.6	814
Futures	0	2	9	1	OKX	9,637	3,217	2.0	5.0	Kraken	8.3	506
Options	1	8	30	n/a	KuCoin	1,016	1,187	2.0	6.0	KuCoin	7.4	252

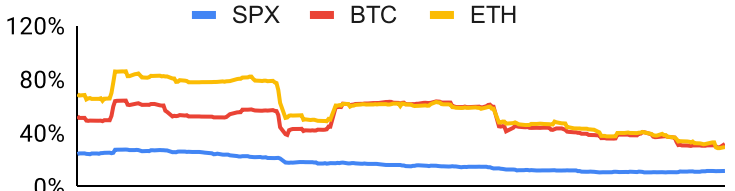
Daily Spot Volume, Top 100 Tokens Last 20d, \$b				Top Volume, 1d, \$m		Top Volume, %20d Avg		Low Volume, %20d Avg	
				USDT	33,594	OKB	440%	RUNE	34%
				BTC	13,703	CHZ	220%	FRAX	35%
				ETH	5,020	BSV	212%	RETH	41%
				USDC	2,827	XDC	210%	USDP	42%
				XRP	728	CRO	189%	XRD	44%

Traditional Finance

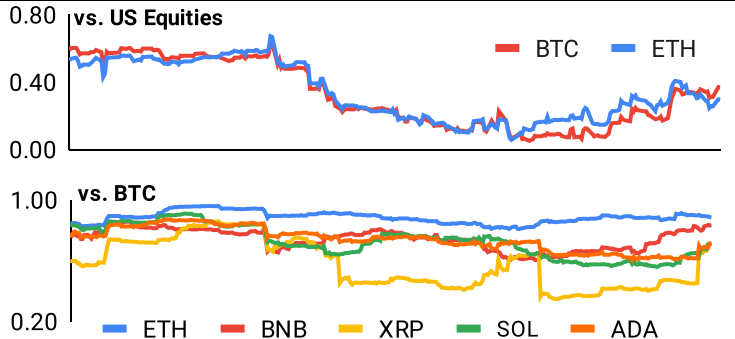
Global Equity Markets							SPX vs. BTC, LTM				
	US	USGrwth	UK	Germany	Japan	HK					
1D	0%	0%	0%	0%	0%	0%					
7D	0%	0%	0%	-2%	-1%	-1%					
90D	-4%	-4%	-3%	-11%	-5%	-10%					
365D	21%	38%	23%	28%	23%	-1%					

10-Year Treasury Yields							Commodities & FX					
	US	Brazil	UK	Germany	Japan	HK		WTI	Gas	Gold	USD/EUR	USD/JPY
Last	4.86%	11.90%	4.66%	2.89%	0.81%	4.35%	Last	87.0	3.11	1,971	0.95	149.7
1d Chg	0.01	-0.01	0.15	0.01	0.00	-0.06	1d % Chg	1.9%	1.0%	1.8%	0.3%	-0.1%

Volatility

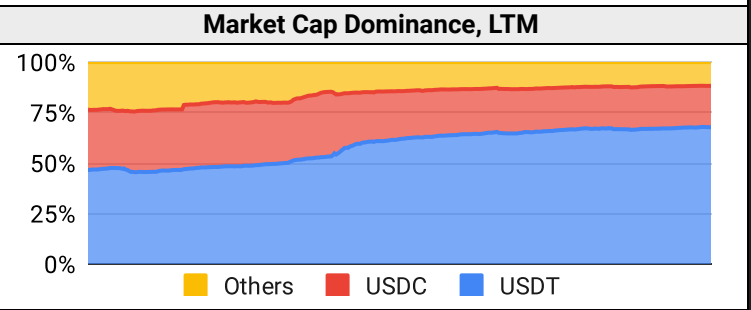
Annualized Volatility							Rolling 3M Annualized Volatility, LTM				
	BTC	ETH	BNB	XRP	SOL	ADA					
30D	30%	34%	23%	33%	66%	30%					
90D	32%	31%	26%	46%	62%	34%					
180D	35%	37%	38%	115%	70%	57%					
365D	46%	56%	51%	98%	106%	66%					

Correlations

Intra-Crypto Correlations, LTM							Rolling 3M Correlations, LTM				
	BTC	ETH	BNB	XRP	SOL	ADA					
BTC											
ETH	0.89										
BNB	0.74	0.76									
XRP	0.49	0.56	0.45								
SOL	0.74	0.77	0.69	0.51							
ADA	0.74	0.80	0.71	0.71	0.73						

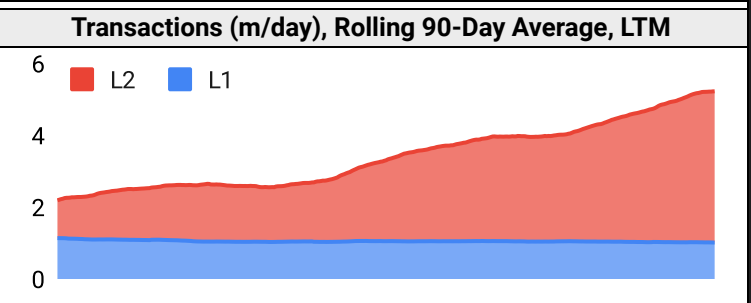
Stablecoins

Stablecoin Market Size and Volume, \$m				
Ticker	Price	1d Vol	20d Avg Vol	Market Cap
USDT	1.00	33,594	23,594	83,722
USDC	1.00	2,827	2,437	25,332
DAI	1.00	105	92	5,344
TUSD	1.00	191	241	3,364
BUSD	1.00	624	591	2,109
USDD	1.00	15	21	726



Ethereum Mainnet & Layer 2s

Mainnet & Layer 2 Transactions (m/day) and L2 TVL (\$m)				
Network	1d	30d Avg	TVL	Tech Type
Ethereum	1.0	1.0	-	Mainnet
zkSync Era	0.9	1.0	434	ZKR
Base	0.4	0.7	551	ORU
Arbitrum One	0.5	0.6	5,780	ORU
Starknet	0.5	0.6	130	ZKR
Mantle	0.2	0.3	125	Optimium
OP Mainnet	0.3	0.3	2,610	ORU
dYdX	0.2	0.2	328	App-specific ZKR
Immutable X	0.1	0.2	87	App-specific Validium
Linea	0.1	0.2	73	ZKR



Layer 2 Token Performance & Market Cap (\$m)

	MATIC	OP	MNT	ARB	IMX
30d Return	-3%	-16%	-20%	-6%	-3%
Market Cap	4,800	1,050	1,000	1,000	628

NFTs and DAOs

NFT Collection Stats (in ETH)					
Collection	Floor	Listings	3M Ret.	3M Vol	Market Cap
CryptoPunks	43.3	1,052	-8%	22,954	433,000
Bored Ape	24.2	503	-27%	119,535	242,000
Mutant Ape	4.8	625	-20%	67,023	93,275
Squiggle	9.1	226	-14%	3,069	90,446
Autoglyphs	170.0	4	-15%	712	87,040
Fidenza	50.0	34	-33%	818	49,940
Pudgy Penguins	5.2	446	38%	20,936	46,395
The Sandbox	0.3	349	-12%	435	42,847
Azuki	4.2	367	-21%	32,630	42,099
The Captainz	3.9	156	-36%	10,092	38,896

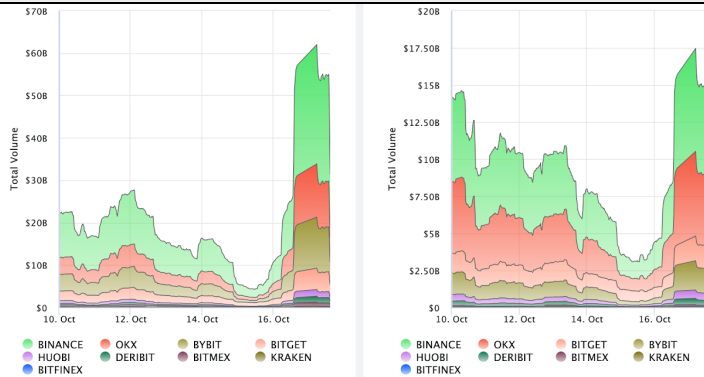
DAO Treasury Amount (\$m) and Composition					
DAO	Treasury	Stables	BTC/ETH	Own Tokens	Other
Arbitrum	2,796	0%	0%	100%	0%
Uniswap	1,652	0%	0%	100%	0%
Mantle	1,587	14%	26%	0%	61%
Optimism	1,089	0%	0%	100%	0%
ENS	507	4%	1%	96%	0%
Ethereum	500	0%	100%	0%	0%
Golem	275	0%	95%	5%	0%
Lido	228	2%	26%	72%	0%
Volta Club	219	59%	0%	11%	30%
IndiaCovidRel	202	99%	1%	0%	1%

Crypto News

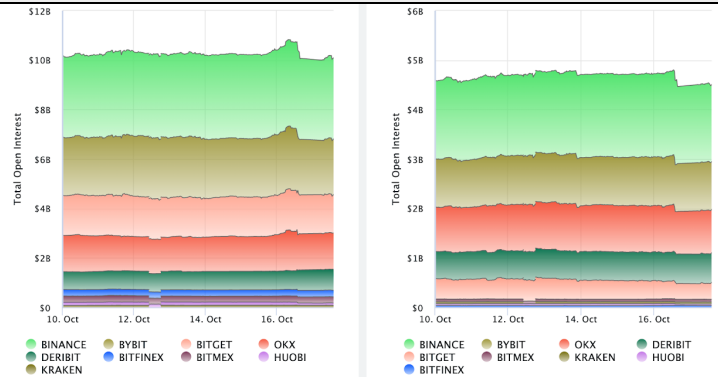
- [SBF Dined With Eric Adams at NYC Mayor's Go-To Italian Restaurant - CoinDesk](#)
- [Reddit-Based Tokens Plunge on Report of Wind Down of Community Points - CoinDesk](#)
- [Why Binance, Coinbase, Ripple and Other Crypto Firms Cite the 'Major Questions' Doctrine During Legal Imbroglios - CoinDesk](#)
- [Central banks want to look under crypto's hood — Is this a positive sign? - Cointelegraph](#)
- [UK to target potential AI threats at planned November summit - Cointelegraph](#)
- [Ethereum LSDFi sector grew nearly 60x since January in post-Shapella surge: CoinGecko - Cointelegraph](#)
- [Google requests dismissal of AI data scraping class-action suit - Cointelegraph](#)
- [South Korean regulator outlines steps to enhance digital asset legislation - Cointelegraph](#)
- [US expands export controls for AI semiconductor chips to China - Cointelegraph](#)

Crypto Futures

Futures Volume (BTC LHS ; ETH RHS), 1d



Futures Open Interest (BTC LHS ; ETH RHS)



Volume Weighted Funding Rate (BTC LHS ; ETH RHS), 1d

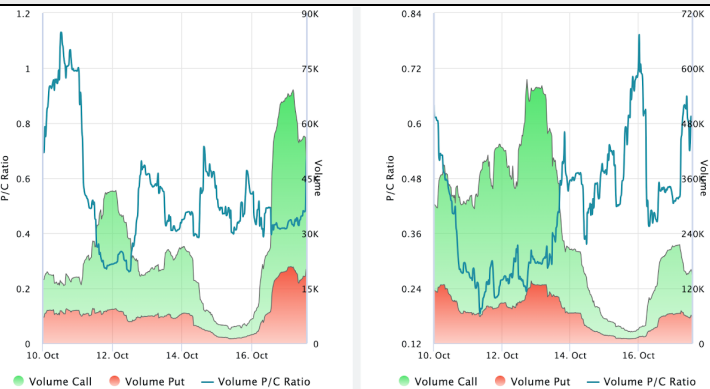


Liquidations (BTC LHS ; ETH RHS), 1d

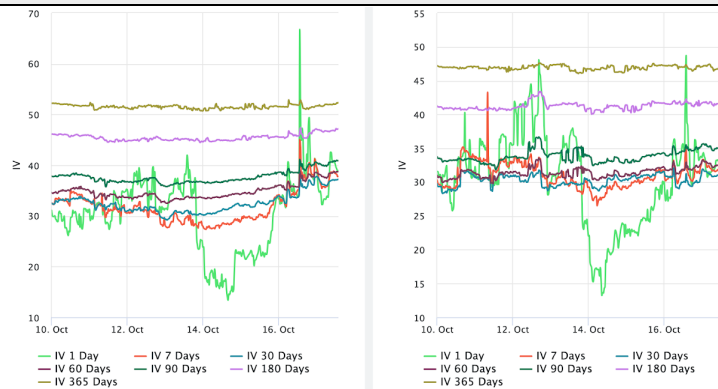


Crypto Options

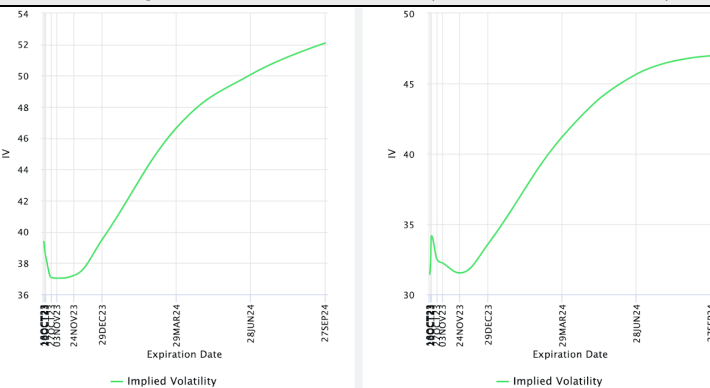
Options Volume & Put/Call Ratio (BTC LHS ; ETH RHS), 1d



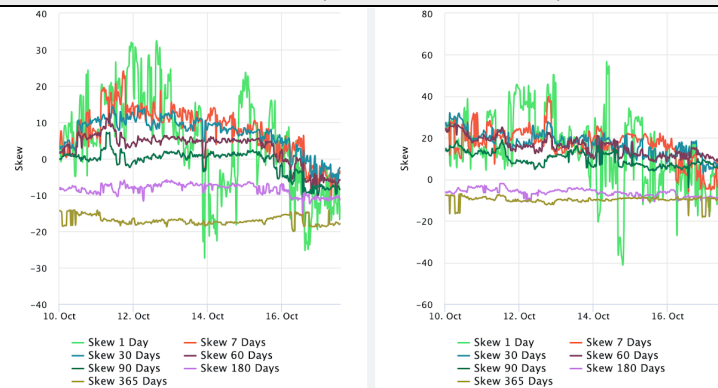
ATM Implied Volatility (BTC LHS ; ETH RHS)



ATM Implied Vol Term Structure (BTC LHS ; ETH RHS)



25 Delta Skew (BTC LHS ; ETH RHS)



About GSR

GSR is a global leader in digital asset trading, market making, OTC derivatives, and investments. We operate in a culture of excellence and leverage our first-rate reputation, deep relationships and proprietary trading technology to move swiftly and capitalize on market opportunities.

GSR's experienced team brings together decades of institutional trading expertise, while our industry-leading proprietary technology stack anchors everything we do.

Our main service areas are: market making; proprietary and algorithmic trading; client execution; structured products; risk management solutions; and portfolio investments.

For more information or if we can help with anything, please see gsr.io or contact us at gsr@gsr.io.

Follow GSR for more content: [Twitter](#) [Telegram](#) [LinkedIn](#)

Authors

Matt Kunke, Research Analyst [Twitter](#) [Telegram](#) [LinkedIn](#)
Brian Rudick, Senior Strategist [Twitter](#) [Telegram](#) [LinkedIn](#)

Required Disclosures

This material is provided by GSR (the "Firm") solely for informational purposes, is intended only for sophisticated, institutional investors and does not constitute an offer or commitment, a solicitation of an offer or commitment, or any advice or recommendation, to enter into or conclude any transaction (whether on the terms shown or otherwise), or to provide investment services in any state or country where such an offer or solicitation or provision would be illegal. The Firm is not and does not act as an advisor or fiduciary in providing this material. GSR is not authorised or regulated in the UK by the Financial Conduct Authority. The protections provided by the UK regulatory system will not be available to you. Specifically, information provided herein is intended for institutional persons only and is not suitable for retail persons in the United Kingdom, and no solicitation or recommendation is being made to you in regards to any products or services.

This material is not a research report, and not subject to any of the independence and disclosure standards applicable to research reports prepared pursuant to FINRA or CFTC research rules. This material is not independent of the Firm's proprietary interests, which may conflict with the interests of any counterparty of the Firm. The Firm trades instruments discussed in this material for its own account, may trade contrary to the views expressed in this material, and may have positions in other related instruments.

Information contained herein is based on sources considered to be reliable, but is not guaranteed to be accurate or complete. Any opinions or estimates expressed herein reflect a judgment made by the author(s) as of the date of publication, and are subject to change without notice. Trading and investing in digital assets involves significant risks including price volatility and illiquidity and may not be suitable for all investors. The Firm is not liable whatsoever for any direct or consequential loss arising from the use of this material. Copyright of this material belongs to GSR. Neither this material nor any copy thereof may be taken, reproduced or redistributed, directly or indirectly, without prior written permission of GSR

Notes & Sources

All options data is based on Deribit and derivatives graphics are from Laevidas. Market returns are based on price returns for the following ETFs: VOO, QQQ, EWU, EWG, EWJ, and EWH. Onchain volumes are not considered and thus certain token volumes may be understated (e.g., stETH).

CoinGecko	Santiment	DefiLlama	CoinMarketCap	Laevidas
<u>L2Beat</u>	Google Finance	TradingView	Deribit	WorldCoinIndex
Cryptorank	Investing.com	NFT Price Floor	CryptoSlate	