











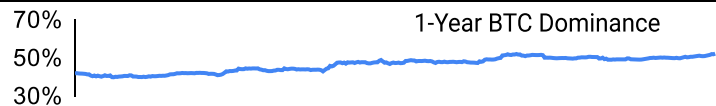
Crypto Leaderboard

Rank	Name	Ticker	Price	24h	7d	30d	24h Vol \$m	MC \$m	1-Year Chart
1	Bitcoin	BTC	\$28,464	1%	6%	5%	10,352	555,567	
2	Ethereum	ETH	\$1,553	-2%	0%	-5%	7,135	186,697	
3	Tether	USDT	\$1.00	0%	0%	0%	17,511	83,855	
4	BNB	BNB	\$211	-1%	3%	-3%	251	32,416	
5	XRP	XRP	\$0.48	-1%	1%	-6%	868	25,793	
6	USD Coin	USDC	\$1.00	0%	0%	0%	4,539	25,390	
7	Lido stETH	STETH	\$1,550	-2%	0%	-6%	7	13,702	
8	Solana	SOL	\$24.2	2%	13%	21%	488	10,066	
9	Cardano	ADA	\$0.24	-2%	-1%	-5%	125	8,469	
10	Dogecoin	DOGE	\$0.06	-1%	1%	-7%	156	8,246	

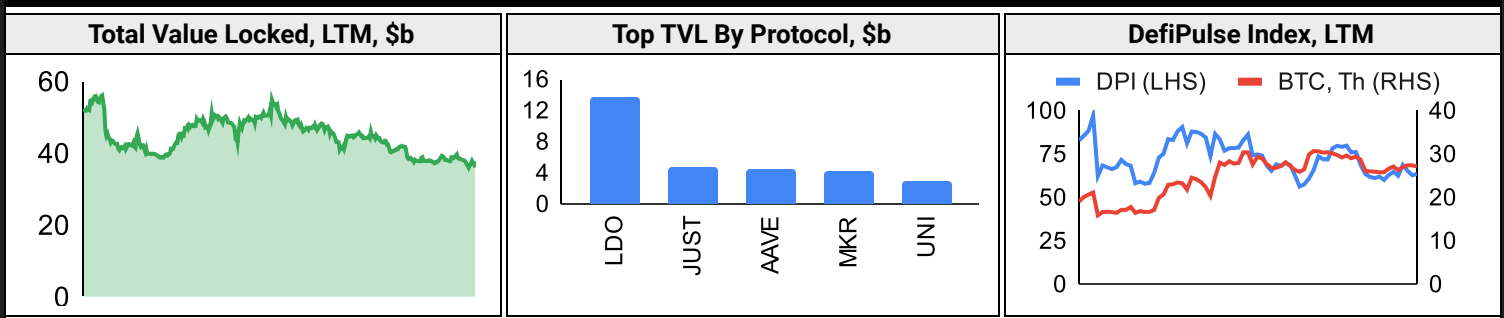
Top & Bottom Performers - Top 100 Tokens

24h		7 Days		30 Days		90 Days		365 Days	
CPRC	306%	CPRC	895%	BSV	35%	RUNE	57%	RLB	7974%
RLB	12%	BSV	29%	RLB	35%	RLB	45%	KAS	2466%
BSV	7%	RLB	26%	TWT	28%	TON	43%	RNDR	362%
INJ	6%	INJ	15%	RNDR	22%	KAS	34%	INJ	325%
FLOW	-4%	GALA	-6%	RUNE	-19%	CFX	-43%	ALGO	-71%
RPL	-4%	MNT	-6%	MNT	-20%	CRV	-46%	FLOW	-71%
APE	-5%	BGB	-7%	TON	-20%	APE	-50%	APE	-75%
TWT	-5%	CFX	-9%	XRD	-29%	GALA	-53%	LUNC	-78%

Category Performance

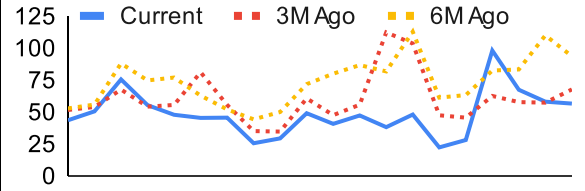
Category	7d	30d	90d	180d	365d	Ecosystem	7d	30d	90d	180d	365d
Other DeFi	6%	2%	-17%	-27%	10%	Tron	5%	4%	2%	6%	2%
Lending	1%	0%	-10%	-2%	-36%	BSC	2%	2%	-12%	-35%	-9%
Currency	5%	0%	-19%	3%	13%	Ethereum	-1%	1%	-21%	-22%	-11%
CEXs	2%	-1%	-14%	-27%	-18%	Polygon	5%	0%	-18%	-35%	-17%
Meme	3%	-1%	-19%	-45%	16%	Cosmos	3%	-5%	-12%	-12%	40%
DEX	2%	-4%	-18%	-36%	-30%	Avalanche	0%	-5%	-20%	-23%	-25%
IoT/Data/Comp.	1%	-4%	-16%	-31%	-34%	Polkadot	1%	-6%	-24%	-39%	-36%
Smart Contract	0%	-5%	-22%	-34%	-31%	Solana	-6%	-13%	-30%	-25%	-29%
Gaming/Entertai	0%	-6%	-26%	-48%	-54%						
Scaling	-1%	-9%	-30%	-54%	-28%						
Privacy	-13%	-18%	-20%	-46%	-47%						

DeFi

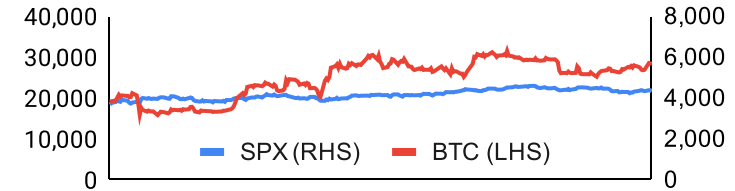


Trading Volume

Aggregate Volumes by Product, \$b					Top Derivatives Exchanges, \$m and bps					Top Spot Exchanges, \$m		
Product	1d	7d	30d	O/I	Exchange	1d Vol	O/I	Mkr	Tkr	Exchange	Score	1d Vol
Spot	14	111	439	n/a	Binance	23,190	8,037	2.0	4.0	Binance	9.9	5,032
Perpetuals	59	518	3,740	142	Bybit	7,196	4,783	2.0	5.5	Coinbase	8.4	661
Futures	0	2	9	0	OKX	8,617	3,240	2.0	5.0	Kraken	8.3	443
Options	1	7	30	n/a	KuCoin	862	1,156	2.0	6.0	Bybit	7.4	926

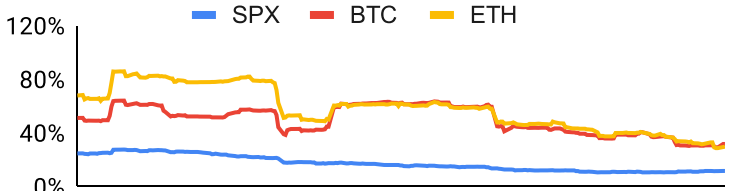
Daily Spot Volume, Top 100 Tokens Last 20d, \$b				Top Volume, 1d, \$m		Top Volume, %20d Avg		Low Volume, %20d Avg	
				USDT	32,823	BSV	248%	RETH	23%
				BTC	11,486	INJ	207%	RUNE	26%
				ETH	4,444	XDC	181%	WBTC	56%
				USDC	2,377	RLB	163%	RPL	57%
				XRP	811	STX	157%	TWT	58%

Traditional Finance

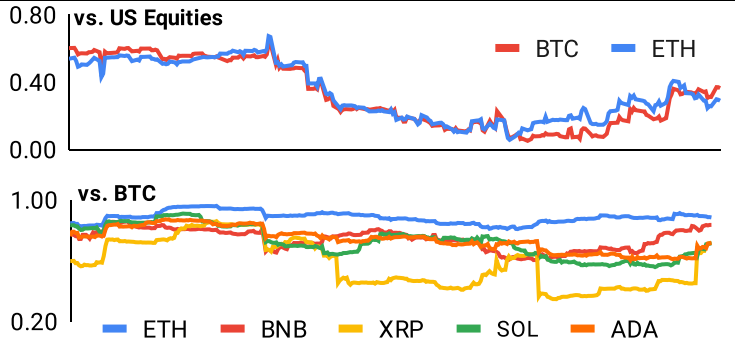
Global Equity Markets							SPX vs. BTC, LTM				
	US	USGrwth	UK	Germany	Japan	HK					
1D	-1%	-1%	-2%	-2%	-2%	-2%					
7D	-1%	-2%	-2%	-4%	-2%	-3%					
90D	-5%	-3%	-5%	-12%	-6%	-11%					
365D	18%	35%	20%	24%	22%	-2%					

10-Year Treasury Yields							Commodities & FX					
	US	Brazil	UK	Germany	Japan	HK	Last	WTI	Gas	Gold	USD/EUR	USD/JPY
Last	4.94%	11.73%	4.73%	2.92%	0.84%	4.45%	Last	86.5	3.02	1,964	0.95	149.8
1d Chg	0.04	0.00	0.07	0.00	0.00	-0.06	1d % Chg	-0.9%	-1.1%	-0.2%	-0.4%	-0.1%

Volatility

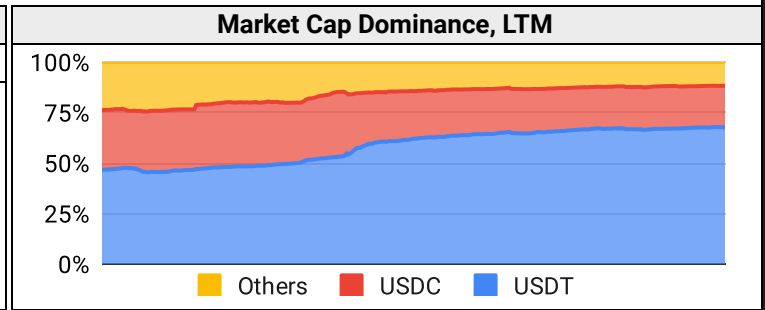
Annualized Volatility							Rolling 3M Annualized Volatility, LTM			
	BTC	ETH	BNB	XRP	SOL	ADA				
30D	30%	33%	23%	32%	67%	29%				
90D	32%	31%	26%	46%	62%	34%				
180D	35%	37%	37%	115%	70%	57%				
365D	46%	56%	51%	98%	106%	66%				

Correlations

Intra-Crypto Correlations, LTM							Rolling 3M Correlations, LTM				
	BTC	ETH	BNB	XRP	SOL	ADA					
BTC											
ETH	0.89										
BNB	0.74	0.76									
XRP	0.49	0.56	0.45								
SOL	0.74	0.77	0.69	0.50							
ADA	0.74	0.80	0.71	0.71	0.73						

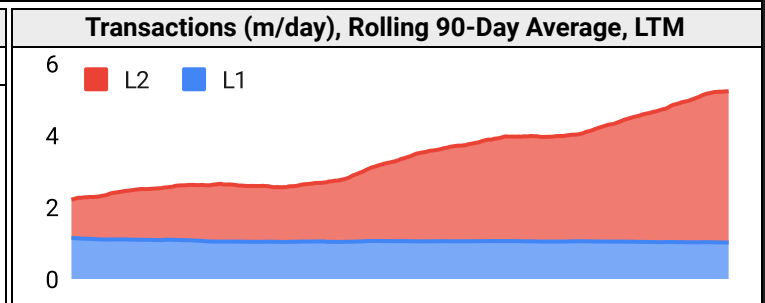
Stablecoins

Stablecoin Market Size and Volume, \$m				
Ticker	Price	1d Vol	20d Avg Vol	Market Cap
USDT	1.00	32,823	23,509	83,837
USDC	1.00	2,377	2,426	25,390
DAI	1.00	75	91	5,348
TUSD	1.00	145	235	3,365
BUSD	1.00	505	572	2,103
USDD	1.00	14	20	726



Ethereum Mainnet & Layer 2s

Mainnet & Layer 2 Transactions (m/day) and L2 TVL (\$m)				
Network	1d	30d Avg	TVL	Tech Type
Ethereum	1.0	1.0	-	Mainnet
zkSync Era	0.9	1.0	432	ZKR
Base	0.5	0.7	545	ORU
Arbitrum One	0.5	0.6	5,660	ORU
Starknet	0.5	0.6	130	ZKR
Mantle	0.2	0.3	124	Optimium
OP Mainnet	0.2	0.3	2,550	ORU
dYdX	0.1	0.2	331	App-specific ZKR
Immutable X	0.1	0.2	85	App-specific Validium
Linea	0.1	0.2	71	ZKR



Layer 2 Token Performance & Market Cap (\$m)

	MATIC	OP	MNT	ARB	IMX
30d Return	-5%	-15%	-20%	-9%	-5%
Market Cap	4,750	1,040	1,000	984	622

NFTs and DAOs

NFT Collection Stats (in ETH)					
Collection	Floor	Listings	3M Ret.	3M Vol	Market Cap
CryptoPunks	43.3	1,055	-9%	22,404	433,000
Bored Ape	25.2	480	-22%	119,144	252,000
Mutant Ape	4.8	632	-19%	66,687	93,898
Squiggle	9.1	228	-7%	3,082	90,446
Autoglyphs	170.0	4	-15%	712	87,040
Fidenza	50.0	34	-35%	661	49,940
Pudgy Penguins	5.1	464	28%	21,006	45,649
Azuki	4.2	354	-21%	31,689	42,394
The Sandbox	0.3	350	-14%	432	42,023
The Captainz	4.0	158	-32%	10,083	39,896

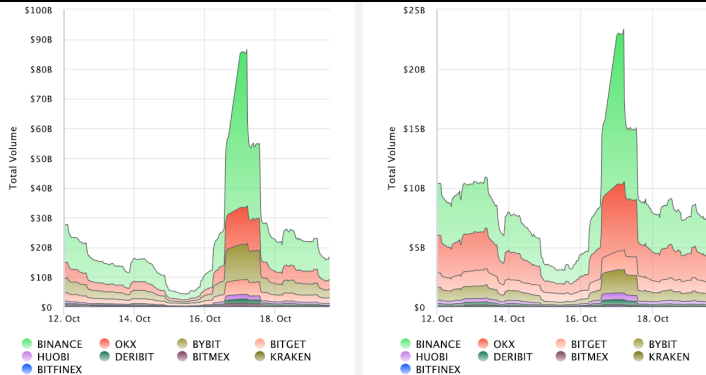
DAO Treasury Amount (\$m) and Composition					
DAO	Treasury	Stables	BTC/ETH	Own Tokens	Other
Arbitrum	2,735	0%	0%	100%	0%
Uniswap	1,639	0%	0%	100%	0%
Mantle	1,587	14%	25%	0%	61%
Optimism	1,071	0%	0%	100%	0%
ENS	496	4%	1%	96%	0%
Ethereum	491	0%	100%	0%	0%
Golem	270	0%	95%	5%	0%
Lido	223	2%	26%	72%	0%
Volta Club	215	60%	0%	11%	29%
IndiaCovidRel	202	99%	1%	0%	1%

Crypto News

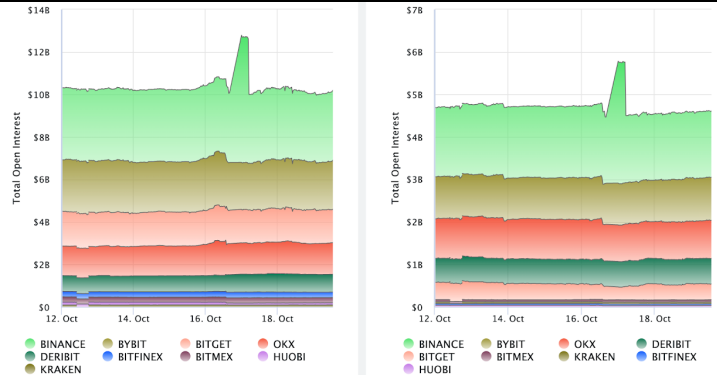
- [Miami man gets 5+ years in prison for running nearly \\$1 million cryptocurrency scheme - NBC 6 South Florida](#)
- [Bitcoin 'Bollinger Bandwidth' Signals Wild Price Swings Ahead - CoinDesk](#)
- [The biggest winners from the FTX fiasco? The lawyers, says Santos - Blockworks](#)
- ['Oh, Yes': Accounting Prof Says Sam Bankman-Fried's FTX Definitely Mishandled Customers' Money - CoinDesk](#)
- [Crypto World Hopeful as California Chases BitLicense in Absence of U.S. Feds - CoinDesk](#)
- [U.S. Crypto Regulatory Fog Keeps Standard Chartered Rooted in UAE, Asia - CoinDesk](#)
- [Just how bullish is the Bitcoin halving for BTC price? Experts debate - Cointelegraph](#)
- [MetaMask briefly pulled from App Store, British MPs argue for caution with NFT copyright infringement: Nifty Newsletter, Oct. 11–Oct. 17 - Cointelegraph](#)
- [Elon Musk trials \\$1 subscription signup fee for new X users in New Zealand, Philippines - Cointelegraph](#)

Crypto Futures

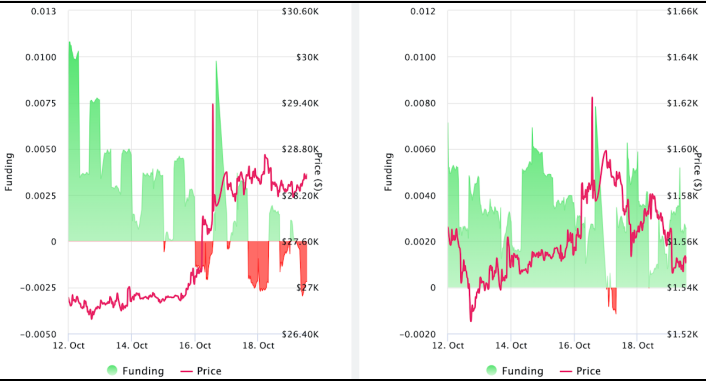
Futures Volume (BTC LHS ; ETH RHS), 1d



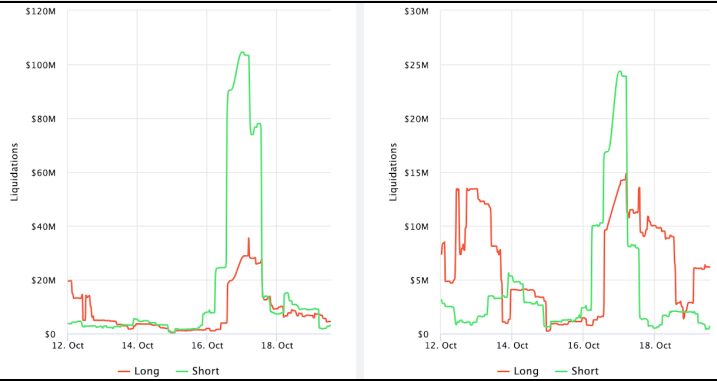
Futures Open Interest (BTC LHS ; ETH RHS)



Volume Weighted Funding Rate (BTC LHS ; ETH RHS), 1d

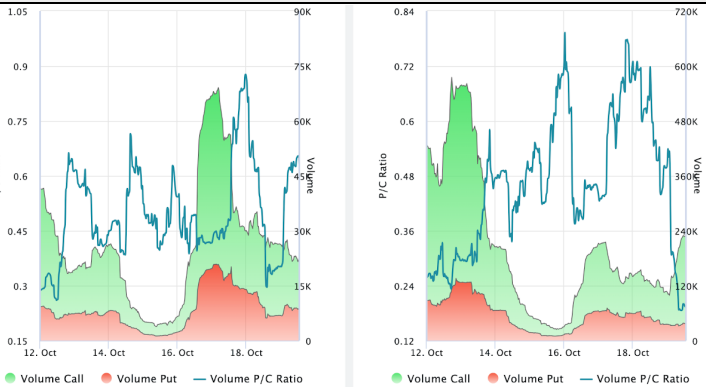


Liquidations (BTC LHS ; ETH RHS), 1d

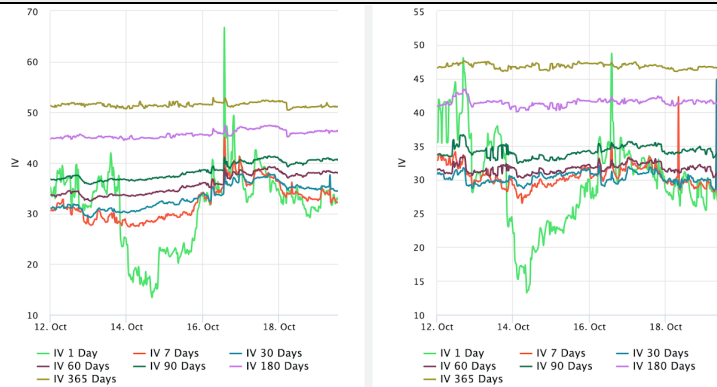


Crypto Options

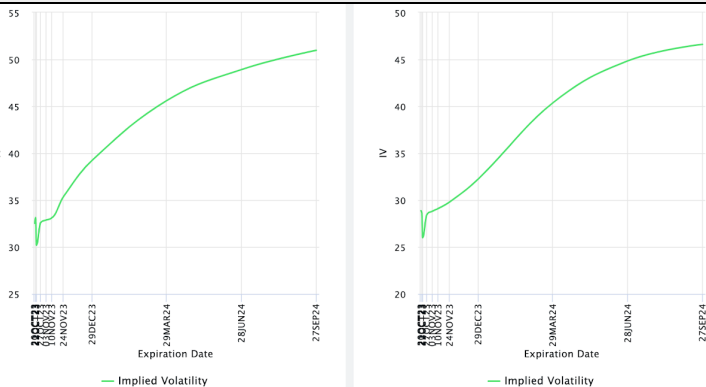
Options Volume & Put/Call Ratio (BTC LHS ; ETH RHS), 1d



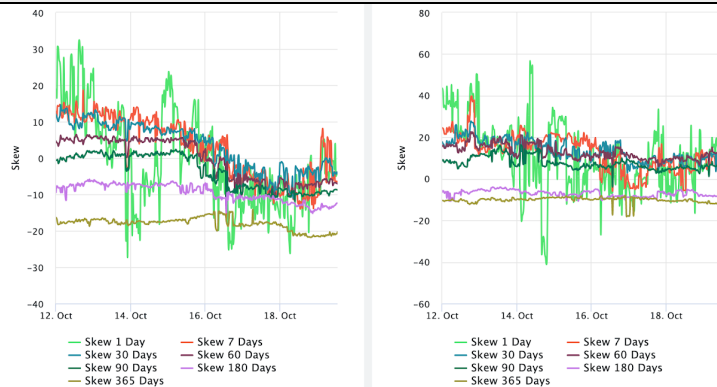
ATM Implied Volatility (BTC LHS ; ETH RHS)



ATM Implied Vol Term Structure (BTC LHS ; ETH RHS)



25 Delta Skew (BTC LHS ; ETH RHS)



About GSR

GSR is a global leader in digital asset trading, market making, OTC derivatives, and investments. We operate in a culture of excellence and leverage our first-rate reputation, deep relationships and proprietary trading technology to move swiftly and capitalize on market opportunities.

GSR's experienced team brings together decades of institutional trading expertise, while our industry-leading proprietary technology stack anchors everything we do.

Our main service areas are: market making; proprietary and algorithmic trading; client execution; structured products; risk management solutions; and portfolio investments.

For more information or if we can help with anything, please see gsr.io or contact us at gsr@gsr.io.

Follow GSR for more content: [Twitter](#) [Telegram](#) [LinkedIn](#)

Authors

Matt Kunke, Research Analyst [Twitter](#) [Telegram](#) [LinkedIn](#)
Brian Rudick, Senior Strategist [Twitter](#) [Telegram](#) [LinkedIn](#)

Required Disclosures

This material is provided by GSR (the "Firm") solely for informational purposes, is intended only for sophisticated, institutional investors and does not constitute an offer or commitment, a solicitation of an offer or commitment, or any advice or recommendation, to enter into or conclude any transaction (whether on the terms shown or otherwise), or to provide investment services in any state or country where such an offer or solicitation or provision would be illegal. The Firm is not and does not act as an advisor or fiduciary in providing this material. GSR is not authorised or regulated in the UK by the Financial Conduct Authority. The protections provided by the UK regulatory system will not be available to you. Specifically, information provided herein is intended for institutional persons only and is not suitable for retail persons in the United Kingdom, and no solicitation or recommendation is being made to you in regards to any products or services.

This material is not a research report, and not subject to any of the independence and disclosure standards applicable to research reports prepared pursuant to FINRA or CFTC research rules. This material is not independent of the Firm's proprietary interests, which may conflict with the interests of any counterparty of the Firm. The Firm trades instruments discussed in this material for its own account, may trade contrary to the views expressed in this material, and may have positions in other related instruments.

Information contained herein is based on sources considered to be reliable, but is not guaranteed to be accurate or complete. Any opinions or estimates expressed herein reflect a judgment made by the author(s) as of the date of publication, and are subject to change without notice. Trading and investing in digital assets involves significant risks including price volatility and illiquidity and may not be suitable for all investors. The Firm is not liable whatsoever for any direct or consequential loss arising from the use of this material. Copyright of this material belongs to GSR. Neither this material nor any copy thereof may be taken, reproduced or redistributed, directly or indirectly, without prior written permission of GSR

Notes & Sources

All options data is based on Deribit and derivatives graphics are from Laevidas. Market returns are based on price returns for the following ETFs: VOO, QQQ, EWU, EWG, EWJ, and EWH. Onchain volumes are not considered and thus certain token volumes may be understated (e.g., stETH).

CoinGecko	Santiment	DefiLlama	CoinMarketCap	Laevidas
<u>L2Beat</u>	Google Finance	TradingView	Deribit	WorldCoinIndex
Cryptorank	Investing.com	NFT Price Floor	CryptoSlate	