





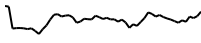





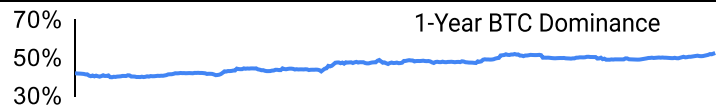
## Crypto Leaderboard

Rank	Name	Ticker	Price	24h	7d	30d	24h Vol \$m	MC \$m	1-Year Chart
1	Bitcoin	BTC	\$29,706	4%	11%	10%	24,969	579,396	
2	Ethereum	ETH	\$1,609	4%	4%	-1%	12,063	193,717	
3	Tether	USDT	\$1.00	0%	0%	0%	31,644	84,252	
4	BNB	BNB	\$214	2%	4%	0%	456	32,975	
5	XRP	XRP	\$0.52	7%	7%	-1%	1,956	27,781	
6	USD Coin	USDC	\$1.00	0%	0%	0%	6,349	25,566	
7	Lido stETH	STETH	\$1,608	3%	4%	-1%	5	14,222	
8	Solana	SOL	\$27.	11%	25%	33%	1,185	11,233	
9	Cardano	ADA	\$0.25	3%	1%	-1%	158	8,744	
10	Dogecoin	DOGE	\$0.06	3%	2%	-4%	223	8,490	

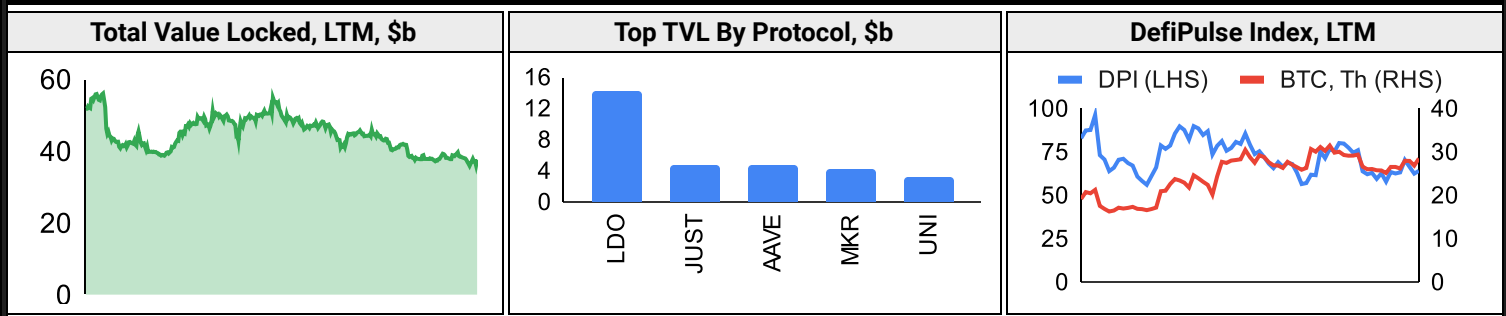
## Top & Bottom Performers - Top 100 Tokens

24h		7 Days		30 Days		90 Days		365 Days	
BSV	23%	BSV	61%	BSV	72%	RLB	93%	RLB	7482%
STX	14%	STX	30%	RLB	39%	RUNE	67%	KAS	2799%
MNT	12%	RLB	29%	SOL	33%	BSV	45%	INJ	376%
SOL	11%	SOL	25%	STX	31%	TON	39%	OKB	182%
XDC	0%	ALGO	-4%	TON	-14%	CFX	-43%	HT	-70%
OKB	0%	GALA	-4%	XDC	-14%	CRV	-44%	ALGO	-70%
FXS	0%	CRV	-5%	CFX	-17%	APE	-48%	APE	-74%
TWT	-1%	CFX	-9%	XRD	-25%	GALA	-50%	LUNC	-76%

## Category Performance

Category	7d	30d	90d	180d	365d	Ecosystem	7d	30d	90d	180d	365d
Currency	13%	10%	-10%	13%	21%	Tron	9%	8%	3%	9%	5%
Other DeFi	10%	8%	-10%	-22%	17%	BSC	2%	4%	-12%	-32%	-4%
Meme	4%	3%	-15%	-41%	19%	Polygon	5%	4%	-14%	-31%	-12%
Lending	3%	0%	-8%	2%	-33%	Ethereum	2%	3%	-17%	-19%	-7%
DEX	3%	0%	-14%	-32%	-27%	Cosmos	5%	-1%	-9%	-7%	49%
CEXs	2%	0%	-13%	-24%	-16%	Solana	3%	-2%	-21%	-13%	-20%
Privacy	1%	-1%	-18%	-35%	-39%	Avalanche	2%	-3%	-17%	-19%	-22%
Smart Contract	3%	-1%	-19%	-31%	-28%	Polkadot	2%	-3%	-22%	-36%	-34%
IoT/Data/Comp.	0%	-2%	-14%	-29%	-33%						
Gaming/Entertai	2%	-5%	-23%	-45%	-53%						
Scaling	3%	-7%	-27%	-50%	-24%						

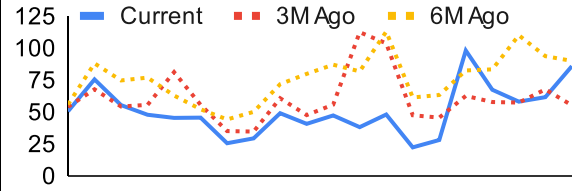
## DeFi



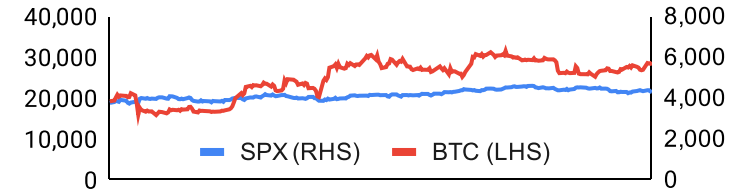
## Trading Volume

Aggregate Volumes by Product, \$b					Top Derivatives Exchanges, \$m and bps					Top Spot Exchanges, \$m		
Product	1d	7d	30d	O/I	Exchange	1d Vol	O/I	Mkr	Tkr	Exchange	Score	1d Vol
Spot	24	116	456	n/a	Binance	43,352	8,640	2.0	4.0	Binance	9.9	8,592
Perpetuals	104	490	3,860	145	Bybit	13,829	4,879	2.0	5.5	Coinbase	8.4	1,346
Futures	0	2	10	1	OKX	18,590	3,486	2.0	5.0	Kraken	8.2	780
Options	2	8	32	n/a	KuCoin	1,863	1,222	2.0	6.0	KuCoin	7.5	417

Daily Spot Volume, Top 100 Tokens Last 20d, \$b				Top Volume, 1d, \$m		Top Volume, %20d Avg		Low Volume, %20d Avg	
				USDT	42,289	STX	491%	HT	40%
				BTC	23,538	USDP	443%	TWT	40%
				ETH	7,099	BSV	408%	STETH	47%
				USDC	3,735	EGLD	343%	XRD	63%
				XRP	1,803	XEC	331%	KLAY	68%

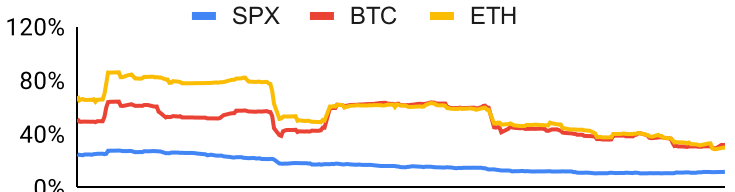
## Traditional Finance

Global Equity Markets							SPX vs. BTC, LTM	
	US	USGrwth	UK	Germany	Japan	HK		
1D	-1%	-1%	-1%	0%	-1%	-2%	SPX (RHS)	BTC (LHS)
7D	-2%	-3%	-2%	-2%	-3%	-4%		
90D	-5%	-4%	-6%	-13%	-6%	-13%		
365D	18%	34%	20%	26%	22%	-3%		

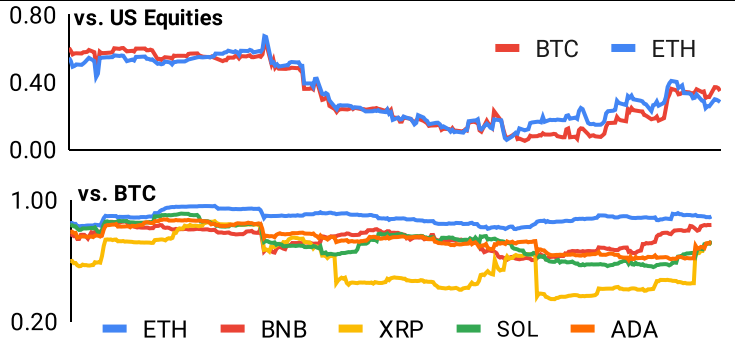
  

10-Year Treasury Yields							Commodities & FX					
	US	Brazil	UK	Germany	Japan	HK		WTI	Gas	Gold	USD/EUR	USD/JPY
Last	4.94%	11.94%	4.71%	2.89%	0.84%	4.40%	Last	89.6	2.90	2,001	0.94	149.9
1d Chg	-0.05	0.12	0.04	-0.04	0.00	-0.06	1d % Chg	1.4%	-1.8%	1.0%	-0.1%	0.1%

## Volatility

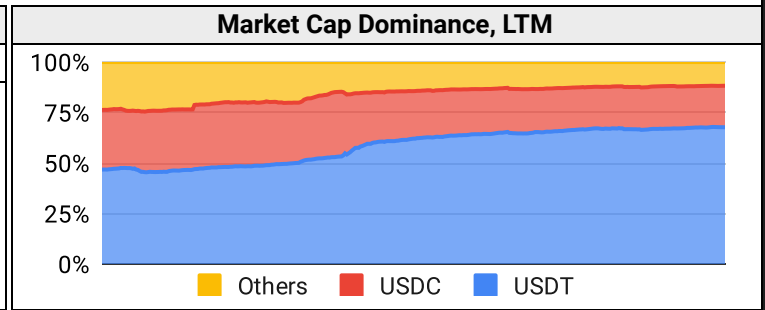
Annualized Volatility							Rolling 3M Annualized Volatility, LTM				
	BTC	ETH	BNB	XRP	SOL	ADA					
30D	32%	35%	23%	39%	74%	30%	SPX	BTC	ETH		
90D	33%	32%	26%	47%	64%	34%					
180D	35%	37%	37%	115%	72%	57%					
365D	46%	56%	51%	99%	107%	66%					

## Correlations

Intra-Crypto Correlations, LTM							Rolling 3M Correlations, LTM						
	BTC	ETH	BNB	XRP	SOL	ADA							
BTC							vs. US Equities	BTC	ETH				
ETH	0.89						vs. BTC	ETH	BNB	XRP	SOL	ADA	
BNB	0.74	0.76											
XRP	0.49	0.56	0.45										
SOL	0.74	0.77	0.69	0.51									
ADA	0.74	0.80	0.71	0.71	0.73								

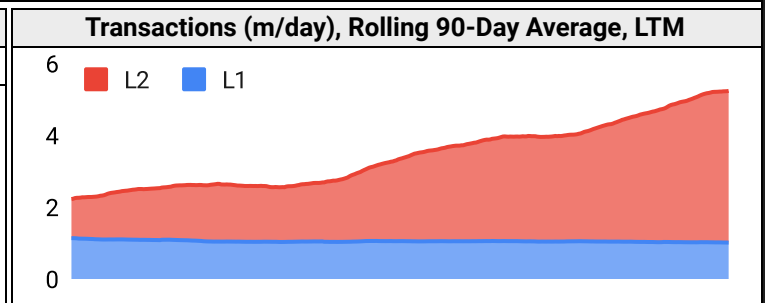
## Stablecoins

Stablecoin Market Size and Volume, \$m				
Ticker	Price	1d Vol	20d Avg Vol	Market Cap
USDT	1.00	42,289	24,219	83,997
USDC	1.00	3,735	2,558	25,557
DAI	1.00	110	94	5,348
TUSD	1.00	345	238	3,366
BUSD	1.00	589	562	2,096
USDD	1.00	15	20	726



## Ethereum Mainnet & Layer 2s

Mainnet & Layer 2 Transactions (m/day) and L2 TVL (\$m)				
Network	1d	30d Avg	TVL	Tech Type
Ethereum	1.0	1.0	-	Mainnet
zkSync Era	0.8	0.9	426	ZKR
Base	0.4	0.7	554	ORU
Arbitrum One	0.5	0.6	5,830	ORU
Starknet	0.5	0.6	131	ZKR
Mantle	0.2	0.3	130	Optimium
OP Mainnet	0.2	0.3	2,630	ORU
dYdX	0.2	0.2	336	App-specific ZKR
Immutable X	0.3	0.2	88	App-specific Validium
Linea	0.1	0.2	73	ZKR



### Layer 2 Token Performance & Market Cap (\$m)

	MATIC	MNT	OP	ARB	IMX
30d Return	0%	-10%	-11%	-5%	-1%
Market Cap	5,000	1,120	1,080	1,010	642

## NFTs and DAOs

NFT Collection Stats (in ETH)					
Collection	Floor	Listings	3M Ret.	3M Vol	Market Cap
CryptoPunks	43.3	1,050	-9%	22,533	433,000
Bored Ape	26.2	509	-20%	117,223	261,600
Mutant Ape	5.0	621	-13%	66,768	98,028
Squiggle	9.1	230	-7%	3,182	90,446
Autoglyphs	170.0	4	-15%	712	87,040
Fidenza	50.0	34	-44%	661	49,940
Pudgy Penguins	5.1	431	22%	21,094	45,498
Azuki	4.4	353	-18%	31,517	43,500
The Captainz	4.2	168	-16%	10,182	41,896
The Sandbox	0.3	347	-19%	430	41,199

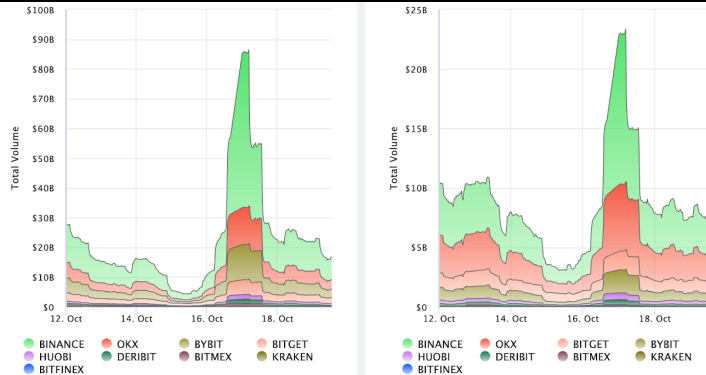
DAO Treasury Amount (\$m) and Composition					
DAO	Treasury	Stables	BTC/ETH	Own Tokens	Other
Arbitrum	2,805	0%	0%	100%	0%
Mantle	1,720	13%	24%	0%	63%
Uniswap	1,660	0%	0%	100%	0%
Optimism	1,107	0%	0%	100%	0%
Ethereum	507	0%	100%	0%	0%
ENS	503	4%	1%	96%	0%
Golem	281	0%	95%	5%	0%
Lido	230	2%	26%	72%	0%
Volta Club	217	59%	0%	11%	29%
IndiaCovidRel	202	99%	1%	0%	1%

## Crypto News

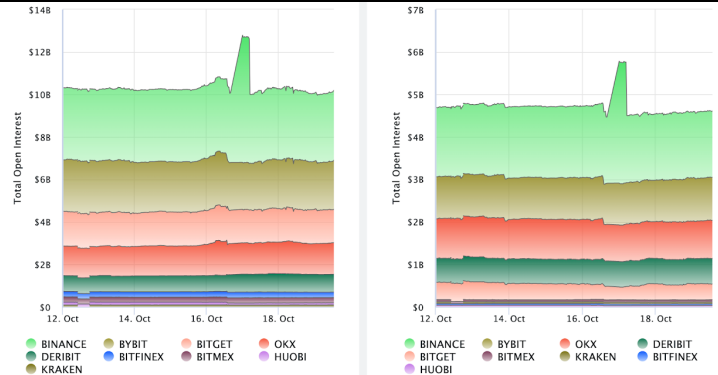
- [Bitcoin Jumps Over \\$30K as ETF Hope Drives Bulls - CoinDesk](#)
- [Lightning Network Sees Record Adoption Amidst New Applications - Bitcoin Magazine](#)
- [New York AG sues DCG, Gemini and Genesis in 'sweeping lawsuit' - Blockworks](#)
- [SEC Scores Default Win Against Thor Token Company and Founder David Chin - CoinDesk](#)
- [For DeFi to Flourish, Right-Size the Regulators - CoinDesk](#)
- [U.S. Risks Unleashing Second 'Eurodollar' Market if It Dallies on Stablecoin Regulation - CoinDesk](#)
- [Reddit mods dumped tokens hours before blockchain program termination - Cointelegraph](#)
- [Community reacts to SEC dropping XRP case and LBRY shutdown - Cointelegraph](#)
- [EU data protection regulators urge anonymity for smaller transactions in digital euro - Cointelegraph](#)

## Crypto Futures

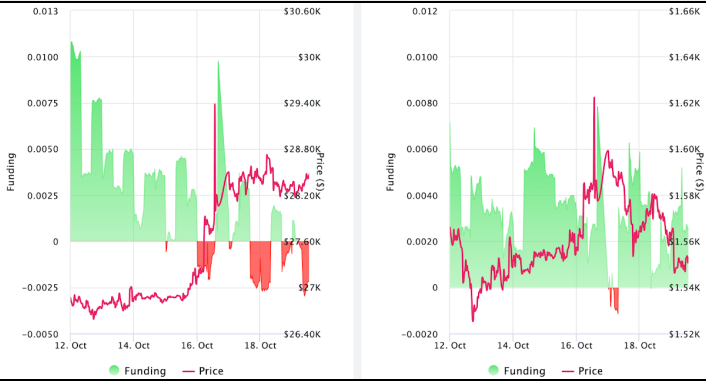
### Futures Volume (BTC LHS ; ETH RHS), 1d



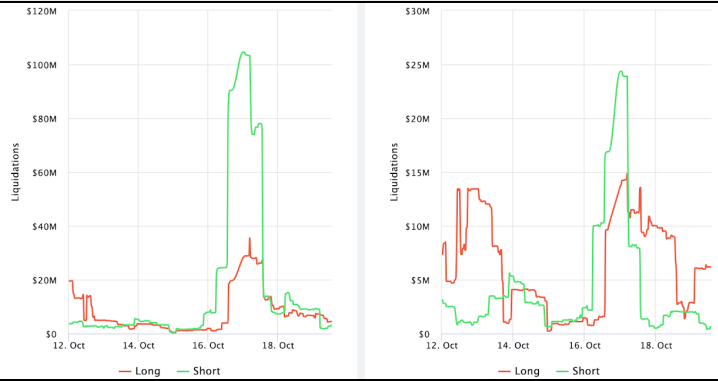
### Futures Open Interest (BTC LHS ; ETH RHS)



### Volume Weighted Funding Rate (BTC LHS ; ETH RHS), 1d

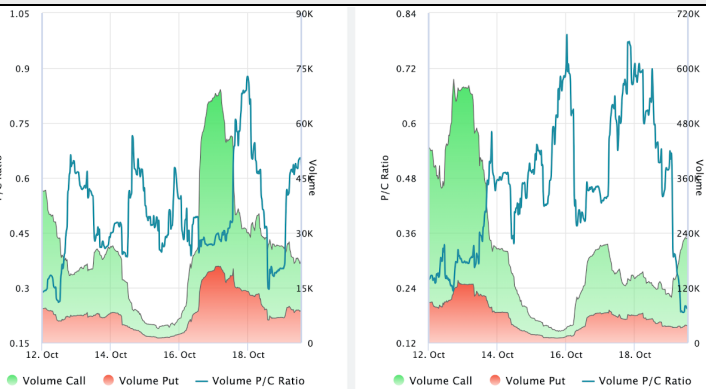


### Liquidations (BTC LHS ; ETH RHS), 1d

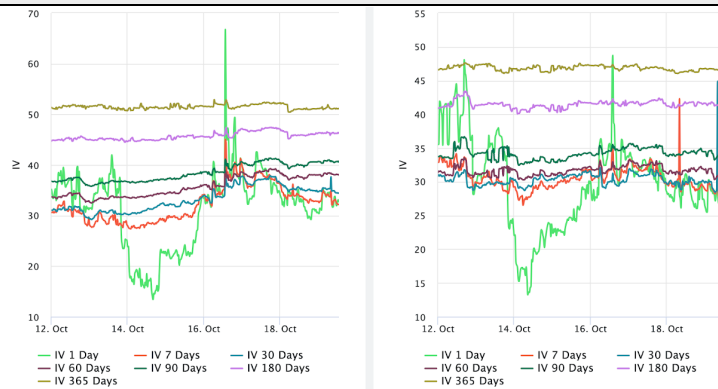


## Crypto Options

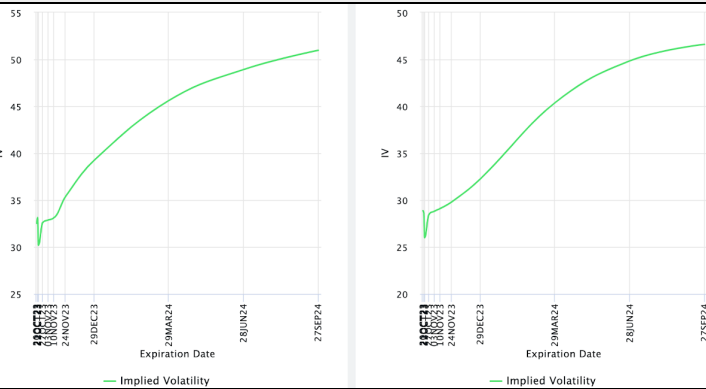
### Options Volume & Put/Call Ratio (BTC LHS ; ETH RHS), 1d



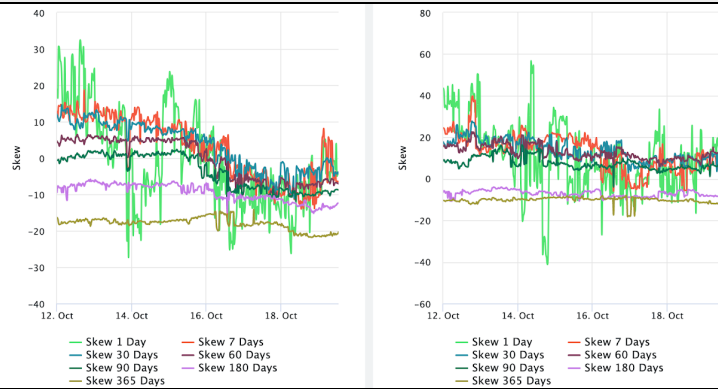
### ATM Implied Volatility (BTC LHS ; ETH RHS)



### ATM Implied Vol Term Structure (BTC LHS ; ETH RHS)



### 25 Delta Skew (BTC LHS ; ETH RHS)



### About GSR

GSR is a global leader in digital asset trading, market making, OTC derivatives, and investments. We operate in a culture of excellence and leverage our first-rate reputation, deep relationships and proprietary trading technology to move swiftly and capitalize on market opportunities.

GSR's experienced team brings together decades of institutional trading expertise, while our industry-leading proprietary technology stack anchors everything we do.

Our main service areas are: market making; proprietary and algorithmic trading; client execution; structured products; risk management solutions; and portfolio investments.

For more information or if we can help with anything, please see [gsr.io](https://gsr.io) or contact us at [gsr@gsr.io](mailto:gsr@gsr.io).

Follow GSR for more content: [Twitter](#) [Telegram](#) [LinkedIn](#)

### Authors

Matt Kunke, Research Analyst [Twitter](#) [Telegram](#) [LinkedIn](#)  
Brian Rudick, Senior Strategist [Twitter](#) [Telegram](#) [LinkedIn](#)

### Required Disclosures

This material is provided by GSR (the "Firm") solely for informational purposes, is intended only for sophisticated, institutional investors and does not constitute an offer or commitment, a solicitation of an offer or commitment, or any advice or recommendation, to enter into or conclude any transaction (whether on the terms shown or otherwise), or to provide investment services in any state or country where such an offer or solicitation or provision would be illegal. The Firm is not and does not act as an advisor or fiduciary in providing this material. GSR is not authorised or regulated in the UK by the Financial Conduct Authority. The protections provided by the UK regulatory system will not be available to you. Specifically, information provided herein is intended for institutional persons only and is not suitable for retail persons in the United Kingdom, and no solicitation or recommendation is being made to you in regards to any products or services.

This material is not a research report, and not subject to any of the independence and disclosure standards applicable to research reports prepared pursuant to FINRA or CFTC research rules. This material is not independent of the Firm's proprietary interests, which may conflict with the interests of any counterparty of the Firm. The Firm trades instruments discussed in this material for its own account, may trade contrary to the views expressed in this material, and may have positions in other related instruments.

Information contained herein is based on sources considered to be reliable, but is not guaranteed to be accurate or complete. Any opinions or estimates expressed herein reflect a judgment made by the author(s) as of the date of publication, and are subject to change without notice. Trading and investing in digital assets involves significant risks including price volatility and illiquidity and may not be suitable for all investors. The Firm is not liable whatsoever for any direct or consequential loss arising from the use of this material. Copyright of this material belongs to GSR. Neither this material nor any copy thereof may be taken, reproduced or redistributed, directly or indirectly, without prior written permission of GSR

### Notes & Sources

All options data is based on Deribit and derivatives graphics are from Laevidas. Market returns are based on price returns for the following ETFs: VOO, QQQ, EWU, EWG, EWJ, and EWH. Onchain volumes are not considered and thus certain token volumes may be understated (e.g., stETH).

CoinGecko	Santiment	DefiLlama	CoinMarketCap	Laevidas
<u>L2Beat</u>	Google Finance	TradingView	Deribit	WorldCoinIndex
Cryptorank	Investing.com	NFT Price Floor	CryptoSlate	