





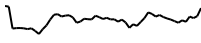





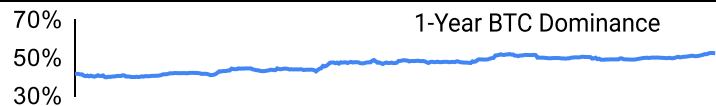
## Crypto Leaderboard

Rank	Name	Ticker	Price	24h	7d	30d	24h Vol \$m	MC \$m	1-Year Chart
1	Bitcoin	BTC	\$30,716	3%	10%	15%	19,076	599,638	
2	Ethereum	ETH	\$1,680	3%	6%	5%	13,189	202,053	
3	Tether	USDT	\$1.00	0%	0%	0%	27,542	84,358	
4	BNB	BNB	\$220	3%	3%	5%	496	33,890	
5	XRP	XRP	\$0.53	3%	7%	4%	1,132	28,376	
6	USD Coin	USDC	\$1.00	0%	0%	0%	7,092	25,452	
7	Lido stETH	STETH	\$1,678	3%	6%	5%	16	14,771	
8	Solana	SOL	\$29.6	3%	27%	52%	1,142	12,362	
9	Cardano	ADA	\$0.26	3%	5%	8%	192	9,252	
10	Dogecoin	DOGE	\$0.06	5%	7%	4%	532	9,114	

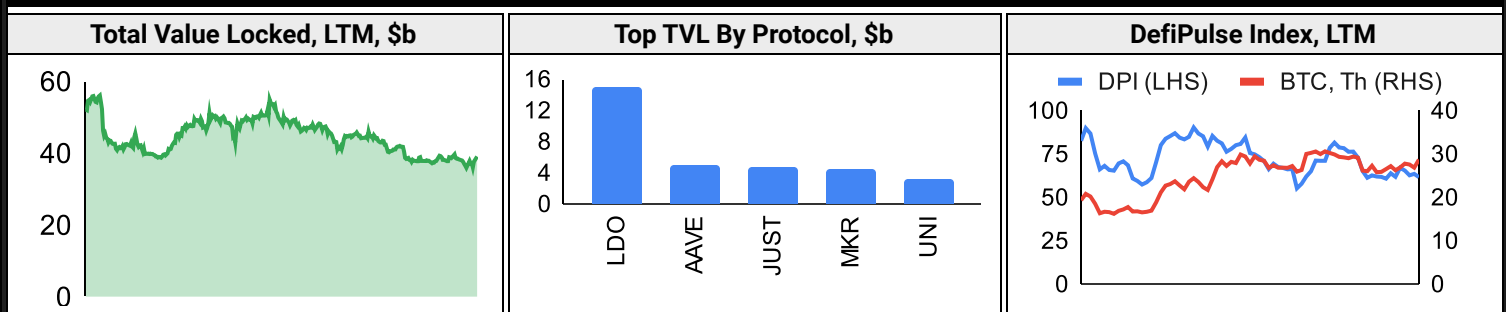
## Top & Bottom Performers - Top 100 Tokens

24h		7 Days		30 Days		90 Days		365 Days	
INJ	14%	INJ	33%	BSV	64%	RUNE	107%	RLB	6799%
FTM	12%	LINK	32%	SOL	52%	RLB	99%	KAS	2798%
AAVE	11%	BSV	30%	INJ	47%	TON	51%	INJ	434%
IMX	9%	AAVE	30%	RLB	46%	BSV	45%	CFX	191%
BSV	-1%	SUI	-3%	XDC	-8%	SUI	-37%	FLOW	-70%
RLB	-1%	CFX	-5%	SUI	-10%	CRV	-37%	ALGO	-70%
APE	-2%	TWT	-5%	CFX	-12%	GALA	-42%	HT	-74%
APT	-4%	KLAY	-5%	XRD	-37%	APE	-44%	APE	-76%

## Category Performance

Category	7d	30d	90d	180d	365d	Ecosystem	7d	30d	90d	180d	365d
Meme	24%	29%	4%	-31%	49%	Ethereum	8%	13%	-6%	-10%	-2%
Other DeFi	13%	20%	1%	-17%	27%	Polygon	4%	10%	-5%	-26%	-7%
Lending	9%	14%	3%	6%	-27%	Tron	4%	9%	6%	13%	9%
Currency	8%	13%	-6%	15%	19%	BSC	2%	8%	-3%	-29%	1%
Smart Contract	6%	6%	-11%	-25%	-27%	Avalanche	7%	7%	-6%	-11%	-16%
DEX	5%	6%	-6%	-26%	-25%	Solana	9%	6%	-11%	-5%	-15%
IoT/Data/Comp.	2%	5%	-5%	-25%	-30%	Cosmos	5%	6%	2%	-3%	57%
Gaming/Entertai	7%	5%	-14%	-38%	-50%	Polkadot	3%	3%	-13%	-31%	-29%
Privacy	1%	4%	-13%	-33%	-40%						
Scaling	6%	3%	-19%	-45%	-28%						
CEXs	1%	0%	-10%	-24%	-17%						

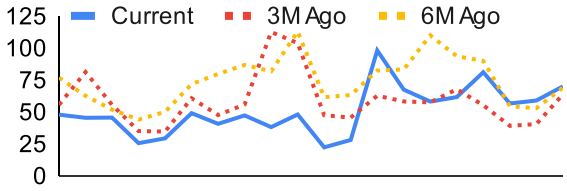
## DeFi



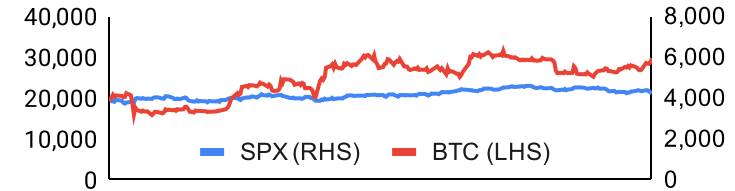
## Trading Volume

Aggregate Volumes by Product, \$b					Top Derivatives Exchanges, \$m and bps					Top Spot Exchanges, \$m		
Product	1d	7d	30d	O/I	Exchange	1d Vol	O/I	Mkr	Tkr	Exchange	Score	1d Vol
Spot					Binance	37,464	9,173	2.0	4.0	Binance	9.9	7,562
Perpetuals					OKX	16,663	3,619	2.0	5.0	Coinbase	8.5	1,112
Futures					Bybit	10,918	5,197	2.0	5.5	Kraken	8.1	557
Options	2	11	34	n/a	KuCoin	1,629	1,237	2.0	6.0	Bybit	7.6	1,330

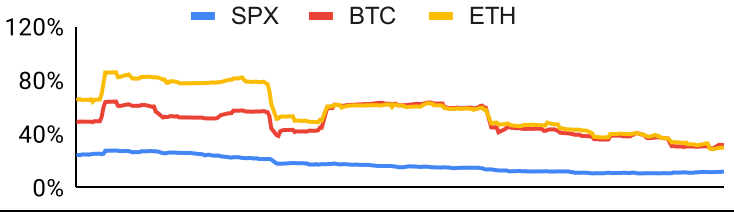
  

Daily Spot Volume, Top 100 Tokens Last 20d, \$b				Top Volume, 1d, \$m		Top Volume, %20d Avg		Low Volume, %20d Avg	
				USDT	28,338	LINK	414%	TWT	34%
				BTC	18,043	NEO	354%	XRD	65%
				ETH	8,309	APT	327%	FRAX	74%
				USDC	4,209	AAVE	317%	USDP	75%
				LINK	1,335	FTM	314%	XDC	81%

## Traditional Finance

Global Equity Markets							SPX vs. BTC, LTM				
	US	USGrwth	UK	Germany	Japan	HK					
1D	-1%	-1%	-1%	-1%	-1%	0%					
7D	-2%	-3%	-3%	-2%	-2%	-3%					
90D	-7%	-5%	-7%	-13%	-7%	-13%					
365D	17%	33%	19%	25%	21%	-3%					

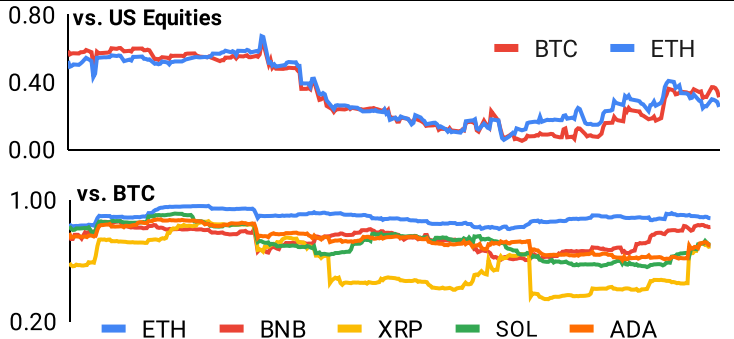
  

10-Year Treasury Yields							Commodities & FX				
	US	Brazil	UK	Germany	Japan	HK					
Last	4.97%	11.90%	4.73%	2.92%	0.87%	4.40%					
1d Chg	0.05	-0.06	0.07	0.03	0.00	-0.06					

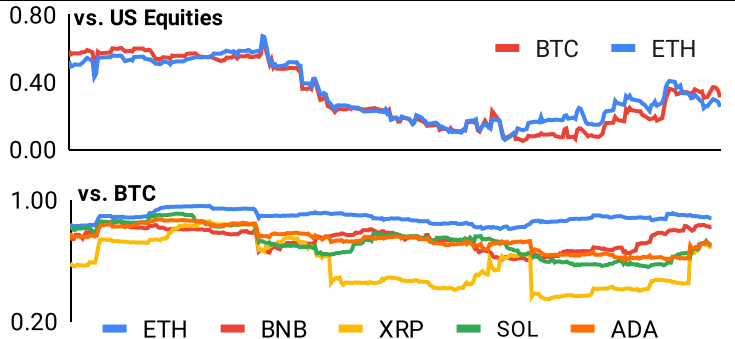
  

Commodities & FX							
	WTI	Gas	Gold	USD/EUR	USD/JPY		
Last	87.1	3.27	1,990	0.94	149.9		
1d % Chg	-1.2%	0.3%	-0.2%	-0.1%	0.1%		

## Volatility

Annualized Volatility							Rolling 3M Annualized Volatility, LTM				
	BTC	ETH	BNB	XRP	SOL	ADA					
30D	31%	34%	22%	38%	77%	31%					
90D	33%	32%	27%	46%	66%	34%					
180D	35%	37%	37%	115%	72%	57%					
365D	46%	56%	51%	99%	107%	66%					

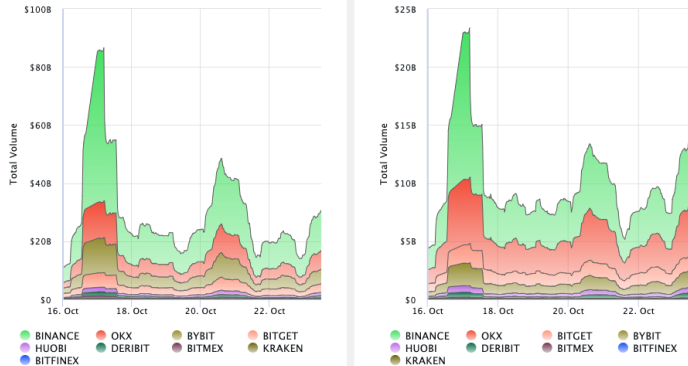
## Correlations

Intra-Crypto Correlations, LTM							Rolling 3M Correlations, LTM				
	BTC	ETH	BNB	XRP	SOL	ADA					
BTC											
ETH	0.89										
BNB	0.74	0.76									
XRP	0.49	0.56	0.45								
SOL	0.74	0.77	0.69	0.50							
ADA	0.74	0.80	0.71	0.71	0.73						

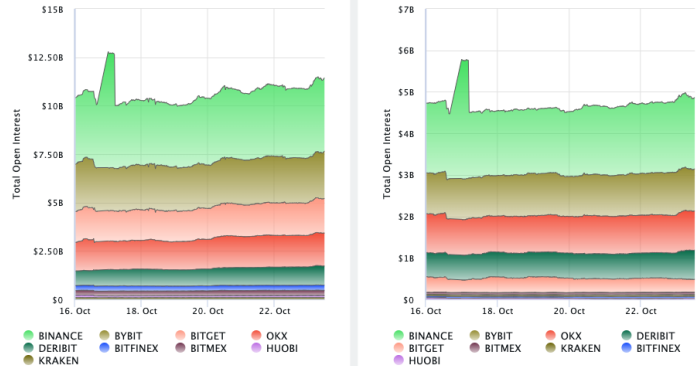


## Crypto Futures

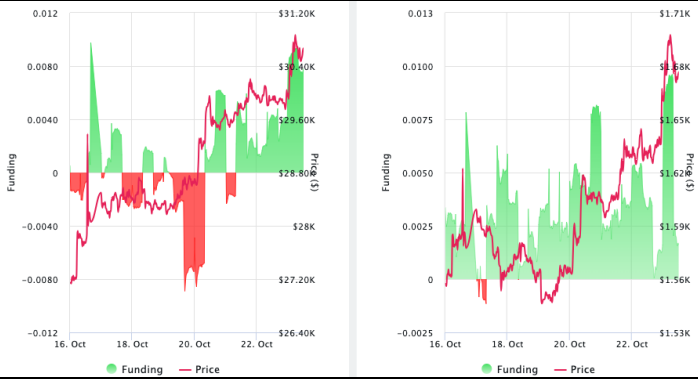
### Futures Volume (BTC LHS ; ETH RHS), 1d



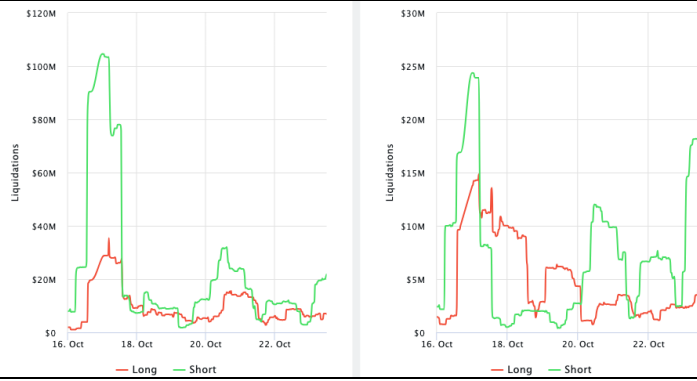
### Futures Open Interest (BTC LHS ; ETH RHS)



### Volume Weighted Funding Rate (BTC LHS ; ETH RHS), 1d

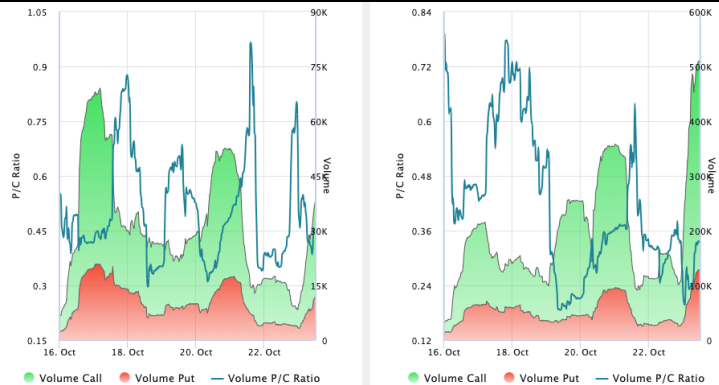


### Liquidations (BTC LHS ; ETH RHS), 1d

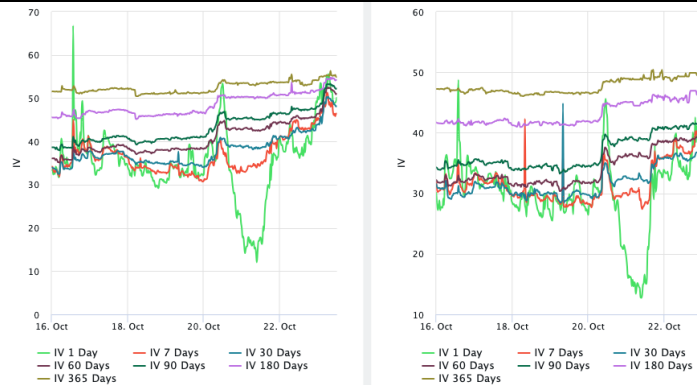


## Crypto Options

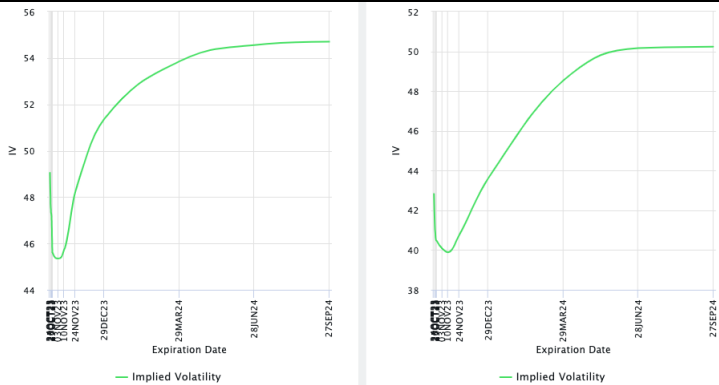
### Options Volume & Put/Call Ratio (BTC LHS ; ETH RHS), 1d



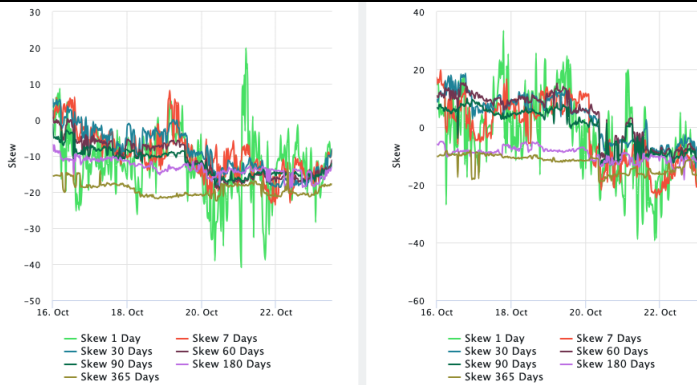
### ATM Implied Volatility (BTC LHS ; ETH RHS)



### ATM Implied Vol Term Structure (BTC LHS ; ETH RHS)



### 25 Delta Skew (BTC LHS ; ETH RHS)



### About GSR

GSR is a global leader in digital asset trading, market making, OTC derivatives, and investments. We operate in a culture of excellence and leverage our first-rate reputation, deep relationships and proprietary trading technology to move swiftly and capitalize on market opportunities.

GSR's experienced team brings together decades of institutional trading expertise, while our industry-leading proprietary technology stack anchors everything we do.

Our main service areas are: market making; proprietary and algorithmic trading; client execution; structured products; risk management solutions; and portfolio investments.

For more information or if we can help with anything, please see [gsr.io](https://gsr.io) or contact us at [gsr@gsr.io](mailto:gsr@gsr.io).

Follow GSR for more content: [Twitter](#) [Telegram](#) [LinkedIn](#)

### Authors

Matt Kunke, Research Analyst [Twitter](#) [Telegram](#) [LinkedIn](#)  
Brian Rudick, Senior Strategist [Twitter](#) [Telegram](#) [LinkedIn](#)

### Required Disclosures

This material is provided by GSR (the "Firm") solely for informational purposes, is intended only for sophisticated, institutional investors and does not constitute an offer or commitment, a solicitation of an offer or commitment, or any advice or recommendation, to enter into or conclude any transaction (whether on the terms shown or otherwise), or to provide investment services in any state or country where such an offer or solicitation or provision would be illegal. The Firm is not and does not act as an advisor or fiduciary in providing this material. GSR is not authorised or regulated in the UK by the Financial Conduct Authority. The protections provided by the UK regulatory system will not be available to you. Specifically, information provided herein is intended for institutional persons only and is not suitable for retail persons in the United Kingdom, and no solicitation or recommendation is being made to you in regards to any products or services.

This material is not a research report, and not subject to any of the independence and disclosure standards applicable to research reports prepared pursuant to FINRA or CFTC research rules. This material is not independent of the Firm's proprietary interests, which may conflict with the interests of any counterparty of the Firm. The Firm trades instruments discussed in this material for its own account, may trade contrary to the views expressed in this material, and may have positions in other related instruments.

Information contained herein is based on sources considered to be reliable, but is not guaranteed to be accurate or complete. Any opinions or estimates expressed herein reflect a judgment made by the author(s) as of the date of publication, and are subject to change without notice. Trading and investing in digital assets involves significant risks including price volatility and illiquidity and may not be suitable for all investors. The Firm is not liable whatsoever for any direct or consequential loss arising from the use of this material. Copyright of this material belongs to GSR. Neither this material nor any copy thereof may be taken, reproduced or redistributed, directly or indirectly, without prior written permission of GSR

### Notes & Sources

All options data is based on Deribit and derivatives graphics are from Laevidas. Market returns are based on price returns for the following ETFs: VOO, QQQ, EWU, EWG, EWJ, and EWH. Onchain volumes are not considered and thus certain token volumes may be understated (e.g., stETH).

CoinGecko	Santiment	DefiLlama	CoinMarketCap	Laevidas
L2Beat	Google Finance	TradingView	Deribit	WorldCoinIndex
Cryptorank	Investing.com	NFT Price Floor	CryptoSlate	