











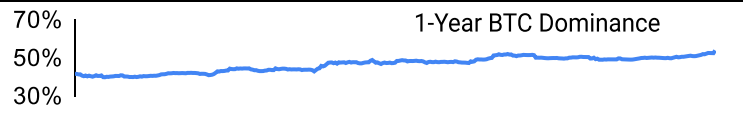
Crypto Leaderboard

Rank	Name	Ticker	Price	24h	7d	30d	24h Vol \$m	MC \$m	1-Year Chart
1	Bitcoin	BTC	\$34,747	14%	22%	32%	54,586	678,363	
2	Ethereum	ETH	\$1,851	10%	17%	17%	31,044	223,049	
3	Tether	USDT	\$1.00	0%	0%	0%	66,541	84,352	
4	BNB	BNB	\$233	6%	10%	12%	1,103	35,850	
5	XRP	XRP	\$0.58	10%	18%	15%	2,552	31,013	
6	USD Coin	USDC	\$1.00	0%	0%	0%	16,206	25,447	
7	Lido stETH	STETH	\$1,849	10%	17%	16%	38	16,198	
8	Solana	SOL	\$32.2	9%	33%	66%	1,282	13,419	
9	Cardano	ADA	\$0.29	10%	16%	20%	414	10,148	
10	Dogecoin	DOGE	\$0.07	7%	15%	13%	961	9,741	

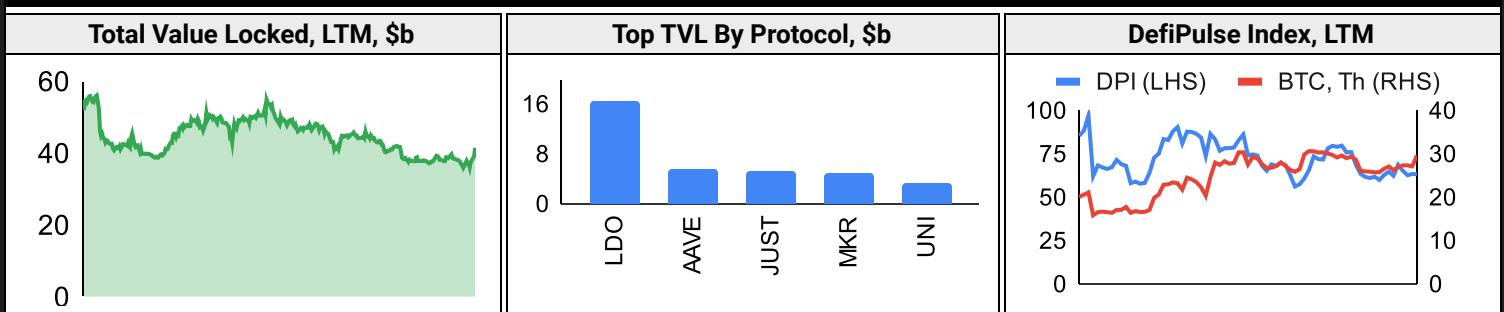
Top & Bottom Performers - Top 100 Tokens

24h		7 Days		30 Days		90 Days		365 Days	
MINA	114%	MINA	138%	MINA	127%	RLB	135%	RLB	7526%
CFX	40%	INJ	63%	INJ	84%	RUNE	133%	KAS	2918%
PEPE	35%	PEPE	49%	BSV	72%	MINA	96%	INJ	571%
INJ	25%	RUNE	42%	SOL	66%	TON	64%	CFX	314%
BUSD	0%	USDD	0%	XDC	-2%	SUI	-29%	CHZ	-65%
LEO	0%	BUSD	0%	MNT	-2%	GALA	-33%	FLOW	-65%
PAXG	0%	DAI	0%	CRV	-5%	CRV	-33%	ALGO	-68%
XAUT	0%	USDT	0%	XRD	-28%	APE	-37%	APE	-72%

Category Performance

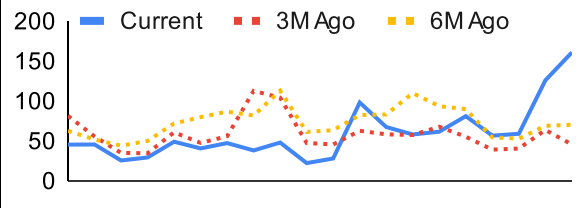
Category	7d	30d	90d	180d	365d	Ecosystem	7d	30d	90d	180d	365d
Other DeFi	29%	36%	12%	-10%	49%	Ethereum	18%	22%	-2%	-6%	8%
Meme	27%	32%	7%	-30%	53%	Polygon	16%	22%	2%	-22%	5%
Currency	19%	24%	0%	22%	32%	BSC	13%	19%	5%	-25%	16%
Lending	17%	19%	4%	7%	-21%	Cosmos	19%	19%	14%	6%	82%
DEX	16%	17%	2%	-22%	-16%	Solana	21%	18%	-5%	3%	-6%
Smart Contract	17%	17%	-5%	-21%	-19%	Avalanche	18%	17%	-2%	-7%	-8%
IoT/Data/Comp.	14%	17%	2%	-20%	-23%	Tron	7%	13%	8%	15%	13%
Gaming/Entertai	17%	16%	-7%	-35%	-46%	Polkadot	15%	13%	-7%	-27%	-22%
Scaling	20%	14%	-12%	-40%	-19%						
Privacy	8%	10%	-10%	-30%	-35%						
CEXs	6%	4%	-7%	-22%	-12%						

DeFi

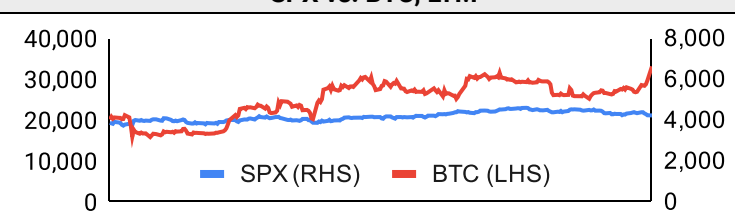


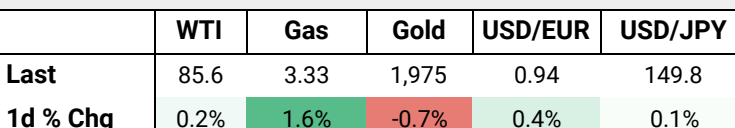
Trading Volume

Aggregate Volumes by Product, \$b					Top Derivatives Exchanges, \$m and bps					Top Spot Exchanges, \$m		
Product	1d	7d	30d	O/I	Exchange	1d Vol	O/I	Mkr	Tkr	Exchange	Score	1d Vol
Spot					Binance	89,456	9,404	2.0	4.0	Binance	9.9	17,289
Perpetuals					OKX	40,166	3,665	2.0	5.0	Coinbase	8.7	3,149
Futures					Bybit	27,681	5,277	2.0	5.5	Kraken	8.2	1,418
Options	6	16	44	n/a	KuCoin	4,168	1,229	2.0	6.0	OKX	7.6	3,504

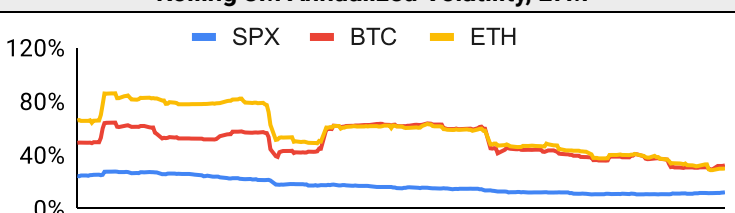
Daily Spot Volume, Top 100 Tokens Last 20d, \$b				Top Volume, 1d, \$m		Top Volume, %20d Avg		Low Volume, %20d Avg	
				USDT	65,124	MINA	1380%	TWT	67%
				BTC	50,907	CFX	634%	XDC	94%
				ETH	17,528	PEPE	554%	LEO	104%
				USDC	8,362	INJ	499%	USDD	106%
				XRP	2,026	WBTC	413%	XRD	124%

Traditional Finance

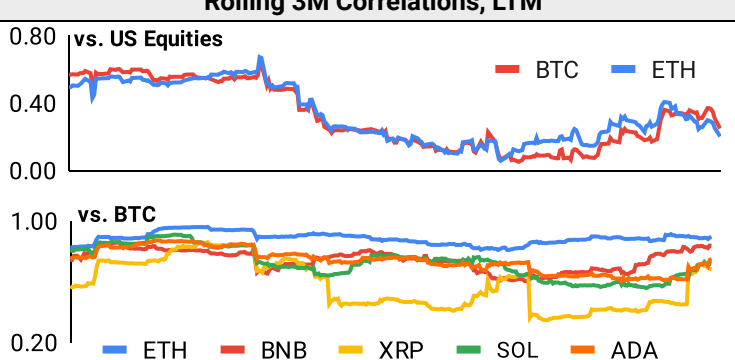
Global Equity Markets							SPX vs. BTC, LTM				
	US	USGrwth	UK	Germany	Japan	HK					
1D	0%	0%	0%	0%	0%	0%					
7D	-4%	-4%	-4%	-3%	-3%	-3%					
90D	-7%	-6%	-8%	-13%	-7%	-13%					
365D	14%	30%	17%	23%	19%	-2%					

10-Year Treasury Yields							Commodities & FX					
	US	Brazil	UK	Germany	Japan	HK						
Last	4.86%	11.82%	4.62%	2.84%	0.85%	4.26%	Last	85.6	3.33	1,975	0.94	149.8
1d Chg	0.03	0.00	0.02	-0.03	0.00	-0.06	1d % Chg	0.2%	1.6%	-0.7%	0.4%	0.1%

Volatility

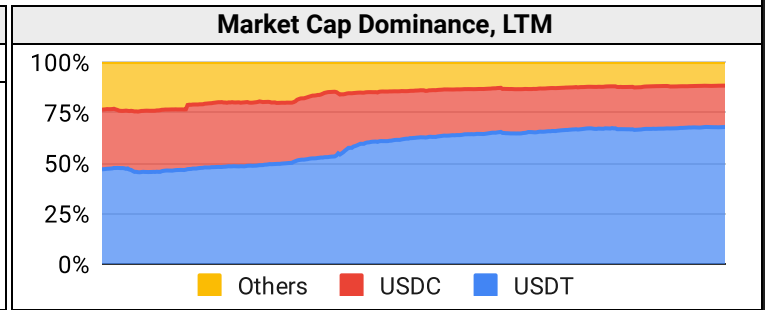
Annualized Volatility							Rolling 3M Annualized Volatility, LTM				
	BTC	ETH	BNB	XRP	SOL	ADA					
30D	47%	42%	27%	41%	82%	37%					
90D	39%	35%	28%	47%	67%	37%					
180D	38%	38%	38%	115%	73%	58%					
365D	47%	56%	51%	99%	107%	66%					

Correlations

Intra-Crypto Correlations, LTM							Rolling 3M Correlations, LTM				
	BTC	ETH	BNB	XRP	SOL	ADA					
BTC											
ETH	0.89										
BNB	0.74	0.76									
XRP	0.49	0.56	0.46								
SOL	0.74	0.77	0.69	0.51							
ADA	0.74	0.81	0.71	0.71	0.73						

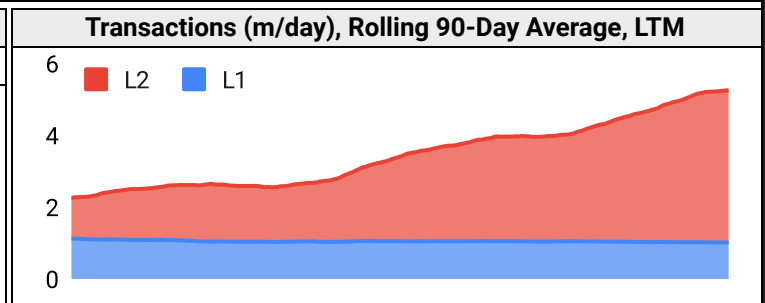
Stablecoins

Stablecoin Market Size and Volume, \$m				
Ticker	Price	1d Vol	20d Avg Vol	Market Cap
USDT	1.00	65,124	27,590	84,185
USDC	1.00	8,362	2,952	25,389
DAI	1.00	341	120	5,348
TUSD	1.00	736	252	3,364
BUSD	1.00	1,038	566	2,095
USDD	1.00	21	19	727



Ethereum Mainnet & Layer 2s

Mainnet & Layer 2 Transactions (m/day) and L2 TVL (\$m)				
Network	1d	30d Avg	TVL	Tech Type
Ethereum	1.1	1.0	-	Mainnet
zkSync Era	0.7	0.9	445	ZKR
Base	0.3	0.6	590	ORU
Arbitrum One	0.6	0.6	6,460	ORU
Starknet	0.4	0.5	158	ZKR
Mantle	0.2	0.3	138	Optimium
OP Mainnet	0.3	0.3	2,960	ORU
dYdX	0.5	0.2	358	App-specific ZKR
Immutable X	0.2	0.2	111	App-specific Validium
Linea	0.1	0.2	82	ZKR



Layer 2 Token Performance & Market Cap (\$m)

	MATIC	OP	MNT	ARB	IMX
30d Return	26%	10%	-2%	11%	10%
Market Cap	6,080	1,240	1,200	1,170	785

NFTs and DAOs

NFT Collection Stats (in ETH)					
Collection	Floor	Listings	3M Ret.	3M Vol	Market Cap
CryptoPunks	42.9	1,045	-10%	22,174	428,800
Bored Ape	26.2	483	-13%	115,966	261,500
Mutant Ape	5.0	673	-8%	65,924	98,282
Autoglyphs	170.0	4	-15%	862	87,040
Squiggle	8.7	242	-9%	3,293	86,748
Azuki	5.2	375	12%	28,540	51,586
Fidenza	50.0	32	-44%	502	49,940
The Sandbox	0.3	362	-5%	417	45,410
Pudgy Penguins	5.0	430	27%	21,210	44,173
The Captainz	4.1	196	-22%	10,490	41,396

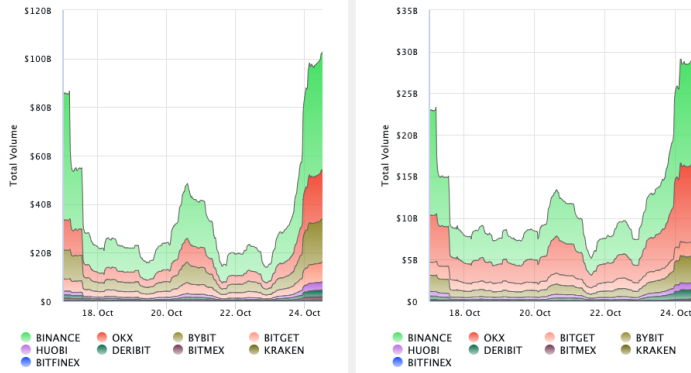
DAO Treasury Amount (\$m) and Composition					
DAO	Treasury	Stables	BTC/ETH	Own Tokens	Other
Arbitrum	3,253	0%	0%	100%	0%
Mantle	1,851	12%	26%	0%	63%
Uniswap	1,791	0%	0%	100%	0%
Optimism	1,280	0%	0%	100%	0%
Ethereum	577	0%	100%	0%	0%
ENS	567	3%	1%	96%	0%
Golem	319	0%	95%	5%	0%
Lido	272	1%	26%	73%	0%
Volta Club	227	57%	0%	12%	31%
Stargate	205	18%	0%	81%	1%

Crypto News

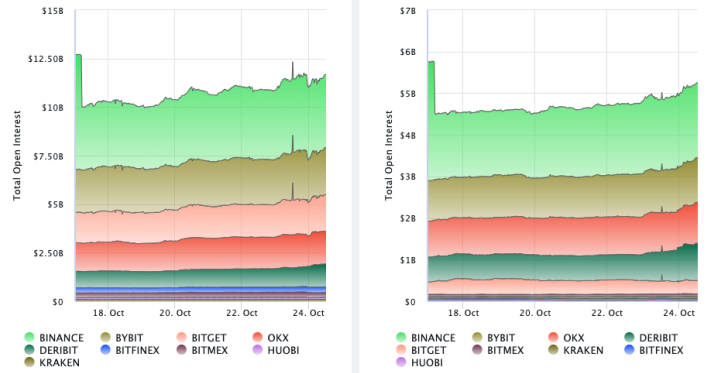
- [Bitcoin crosses \\$34,000 to the highest since May 2022 on ETF hopes - CNBC](#)
- [Bitcoin dominance rises to 2.5-year high as price pierces \\$35K - Blockworks](#)
- [BlackRock takes apparent new step in bitcoin ETF prep - Blockworks](#)
- [Friend.Tech User Dumps Keys Worth \\$1.5M. Switches to Bitcoin dApp - CoinDesk](#)
- [Stablecoin market escaping US regulatory oversight: Chainalysis - Cointelegraph](#)
- [Digital yuan used to settle crude oil trade for Chinese oil company: Report - Blockworks](#)
- [North America remains crypto's biggest and best market: Chainalysis - Blockworks](#)
- [Top Solana protocols geofence UK users amid regulatory uncertainty - Blockworks](#)
- [Bit Digital to capitalize on AI as secondary revenue source - Blockworks](#)

Crypto Futures

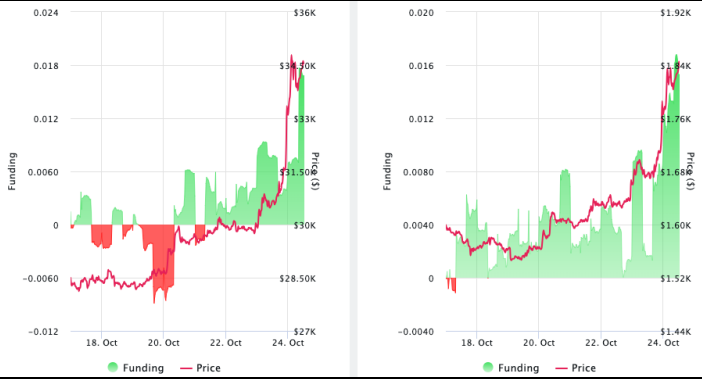
Futures Volume (BTC LHS ; ETH RHS), 1d



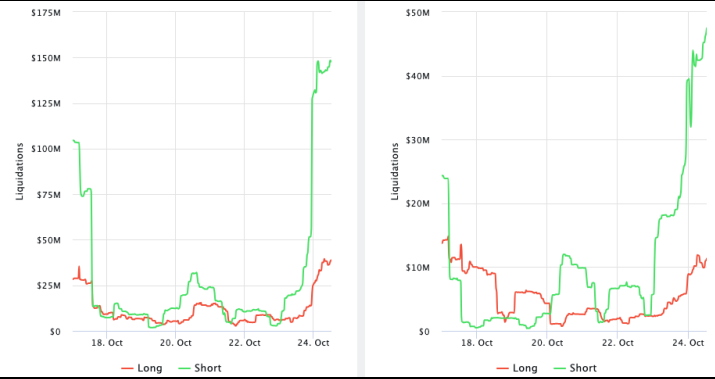
Futures Open Interest (BTC LHS ; ETH RHS)



Volume Weighted Funding Rate (BTC LHS ; ETH RHS), 1d

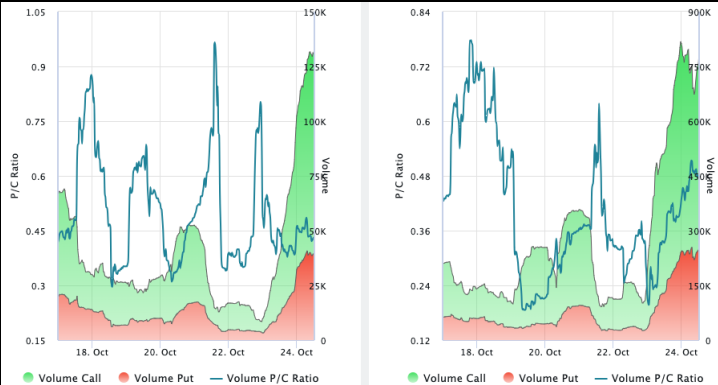


Liquidations (BTC LHS ; ETH RHS), 1d

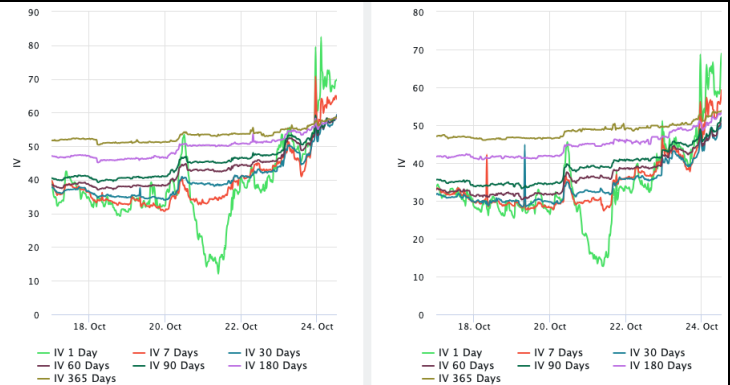


Crypto Options

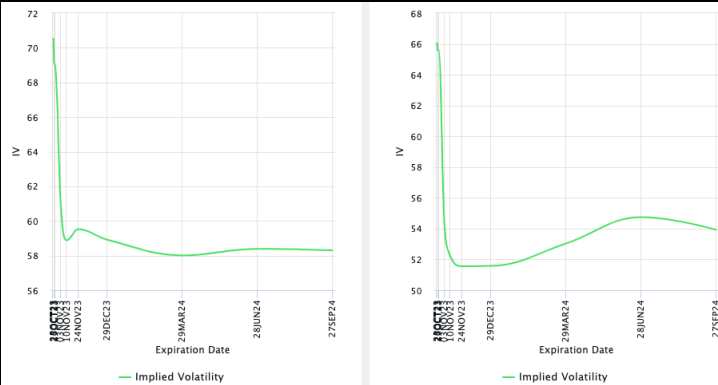
Options Volume & Put/Call Ratio (BTC LHS ; ETH RHS), 1d



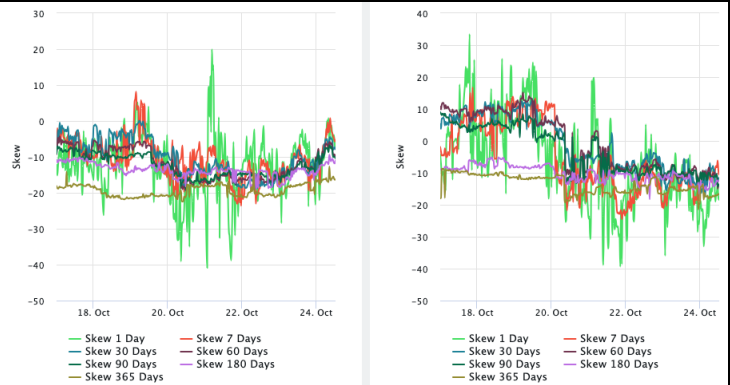
ATM Implied Volatility (BTC LHS ; ETH RHS)



ATM Implied Vol Term Structure (BTC LHS ; ETH RHS)



25 Delta Skew (BTC LHS ; ETH RHS)



About GSR

GSR is a global leader in digital asset trading, market making, OTC derivatives, and investments. We operate in a culture of excellence and leverage our first-rate reputation, deep relationships and proprietary trading technology to move swiftly and capitalize on market opportunities.

GSR's experienced team brings together decades of institutional trading expertise, while our industry-leading proprietary technology stack anchors everything we do.

Our main service areas are: market making; proprietary and algorithmic trading; client execution; structured products; risk management solutions; and portfolio investments.

For more information or if we can help with anything, please see gsr.io or contact us at gsr@gsr.io.

Follow GSR for more content: [Twitter](#) [Telegram](#) [LinkedIn](#)

Authors

Matt Kunke, Research Analyst [Twitter](#) [Telegram](#) [LinkedIn](#)
Brian Rudick, Senior Strategist [Twitter](#) [Telegram](#) [LinkedIn](#)

Required Disclosures

This material is provided by GSR (the "Firm") solely for informational purposes, is intended only for sophisticated, institutional investors and does not constitute an offer or commitment, a solicitation of an offer or commitment, or any advice or recommendation, to enter into or conclude any transaction (whether on the terms shown or otherwise), or to provide investment services in any state or country where such an offer or solicitation or provision would be illegal. The Firm is not and does not act as an advisor or fiduciary in providing this material. GSR is not authorised or regulated in the UK by the Financial Conduct Authority. The protections provided by the UK regulatory system will not be available to you. Specifically, information provided herein is intended for institutional persons only and is not suitable for retail persons in the United Kingdom, and no solicitation or recommendation is being made to you in regards to any products or services.

This material is not a research report, and not subject to any of the independence and disclosure standards applicable to research reports prepared pursuant to FINRA or CFTC research rules. This material is not independent of the Firm's proprietary interests, which may conflict with the interests of any counterparty of the Firm. The Firm trades instruments discussed in this material for its own account, may trade contrary to the views expressed in this material, and may have positions in other related instruments.

Information contained herein is based on sources considered to be reliable, but is not guaranteed to be accurate or complete. Any opinions or estimates expressed herein reflect a judgment made by the author(s) as of the date of publication, and are subject to change without notice. Trading and investing in digital assets involves significant risks including price volatility and illiquidity and may not be suitable for all investors. The Firm is not liable whatsoever for any direct or consequential loss arising from the use of this material. Copyright of this material belongs to GSR. Neither this material nor any copy thereof may be taken, reproduced or redistributed, directly or indirectly, without prior written permission of GSR

Notes & Sources

All options data is based on Deribit and derivatives graphics are from Laevidas. Market returns are based on price returns for the following ETFs: VOO, QQQ, EWU, EWG, EWJ, and EWH. Onchain volumes are not considered and thus certain token volumes may be understated (e.g., stETH).

CoinGecko	Santiment	DefiLlama	CoinMarketCap	Laevidas
L2Beat	Google Finance	TradingView	Deribit	WorldCoinIndex
Cryptorank	Investing.com	NFT Price Floor	CryptoSlate	