











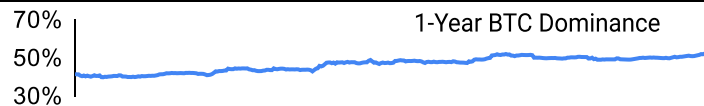
Crypto Leaderboard

Rank	Name	Ticker	Price	24h	7d	30d	24h Vol \$m	MC \$m	1-Year Chart
1	Bitcoin	BTC	\$34,460	0%	22%	31%	32,285	672,784	
2	Ethereum	ETH	\$1,791	-2%	14%	13%	18,599	215,872	
3	Tether	USDT	\$1.00	0%	0%	0%	42,743	84,927	
4	BNB	BNB	\$225	-2%	6%	7%	628	34,858	
5	XRP	XRP	\$0.55	-3%	13%	9%	1,976	29,667	
6	USD Coin	USDC	\$1.00	1%	0%	0%	11,037	25,238	
7	Lido stETH	STETH	\$1,788	-2%	13%	12%	19	15,745	
8	Solana	SOL	\$33.6	7%	41%	73%	1,741	13,536	
9	Cardano	ADA	\$0.28	-2%	15%	15%	284	9,853	
10	Dogecoin	DOGE	\$0.07	-3%	12%	8%	559	9,363	

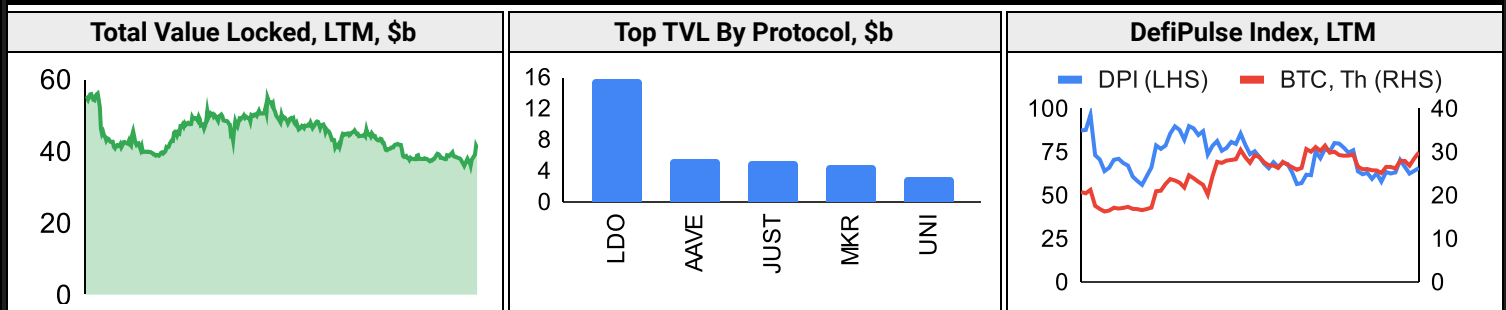
Top & Bottom Performers - Top 100 Tokens

24h		7 Days		30 Days		90 Days		365 Days	
PEPE	17%	PEPE	80%	INJ	76%	RLB	166%	RLB	7501%
LINK	8%	MINA	78%	MINA	76%	RUNE	141%	KAS	2754%
SOL	7%	INJ	58%	SOL	73%	TON	62%	INJ	537%
LDO	6%	LINK	49%	RLB	70%	INJ	57%	CFX	302%
MNT	-4%	USDP	0%	HT	-4%	MNT	-29%	FLOW	-67%
TON	-5%	USDD	0%	MNT	-6%	APE	-34%	ALGO	-69%
MKR	-7%	HT	0%	CRV	-9%	CRV	-35%	APE	-73%
MINA	-22%	TWT	-2%	XRD	-25%	GALA	-35%	HT	-75%

Category Performance

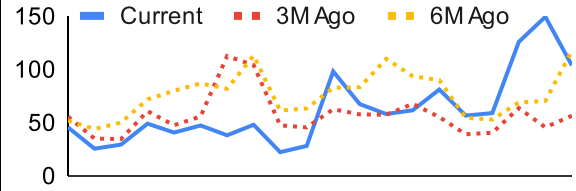
Category	7d	30d	90d	180d	365d	Ecosystem	7d	30d	90d	180d	365d
Other DeFi	22%	30%	9%	-11%	40%	Polygon	17%	18%	1%	-22%	1%
Meme	24%	29%	4%	-32%	44%	Ethereum	18%	18%	-5%	-7%	3%
Currency	15%	19%	-3%	18%	24%	Solana	21%	17%	-2%	3%	-9%
Lending	14%	14%	0%	4%	-26%	Cosmos	18%	16%	12%	6%	75%
Smart Contract	16%	14%	-6%	-23%	-25%	Tron	7%	16%	10%	16%	14%
DEX	16%	14%	0%	-22%	-21%	BSC	12%	14%	2%	-26%	10%
IoT/Data/Comp.	15%	13%	1%	-19%	-25%	Avalanche	16%	13%	-5%	-8%	-12%
Gaming/Entertai	17%	12%	-8%	-36%	-49%	Polkadot	16%	9%	-7%	-26%	-24%
Scaling	18%	9%	-14%	-41%	-27%						
Privacy	9%	8%	-11%	-30%	-37%						
CEXs	6%	3%	-8%	-22%	-16%						

DeFi

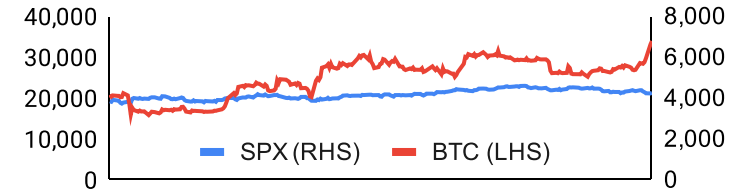


Trading Volume

Aggregate Volumes by Product, \$b					Top Derivatives Exchanges, \$m and bps					Top Spot Exchanges, \$m		
Product	1d	7d	30d	O/I	Exchange	1d Vol	O/I	Mkr	Tkr	Exchange	Score	1d Vol
Spot	32	159	562	n/a	Binance	57,344	9,287	2.0	4.0	Binance	9.9	11,935
Perpetuals	375	1,070	4,140	136	Bybit	17,129	5,327	2.0	5.5	Coinbase	8.7	1,966
Futures	1	3	12	1	OKX	23,056	3,669	2.0	5.0	Kraken	8.2	926
Options	3	17	46	n/a	KuCoin	2,511	1,238	2.0	6.0	Bybit	7.6	2,052

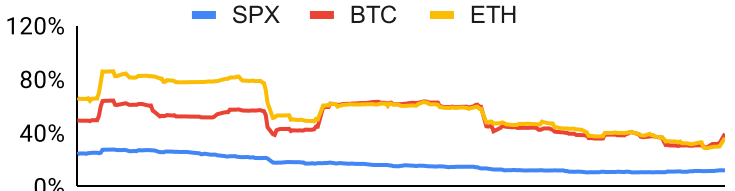
Daily Spot Volume, Top 100 Tokens Last 20d, \$b				Top Volume, 1d, \$m		Top Volume, %20d Avg		Low Volume, %20d Avg	
				USDT	41,916	CFX	581%	HT	49%
				BTC	30,076	MINA	451%	TWT	50%
				ETH	11,017	DYDX	372%	XDC	60%
				USDC	6,121	PEPE	355%	RETH	60%
				XRP	1,863	MANA	309%	RPL	70%

Traditional Finance

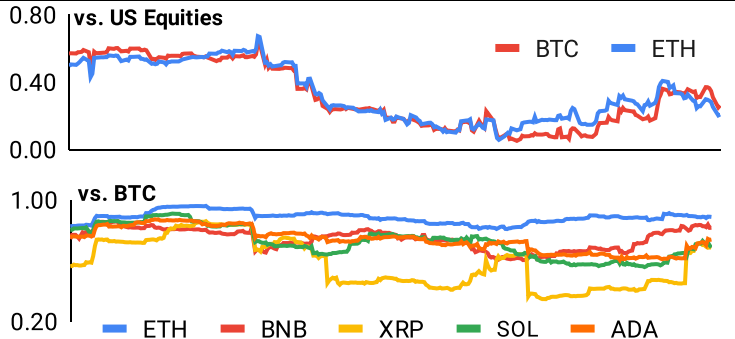
Global Equity Markets							SPX vs. BTC, LTM	
	US	USGrwth	UK	Germany	Japan	HK		
1D	1%	1%	0%	0%	1%	2%	30,000	6,000
7D	-3%	-2%	-4%	-2%	-3%	-2%	20,000	4,000
90D	-7%	-5%	-8%	-12%	-7%	-13%	10,000	2,000
365D	14%	30%	17%	22%	20%	5%	0	0

10-Year Treasury Yields							Commodities & FX					
	US	Brazil	UK	Germany	Japan	HK	Last	WTI	Gas	Gold	USD/EUR	USD/JPY
Last	4.88%	11.77%	4.61%	2.86%	0.85%	4.27%	Last	83.8	3.37	1,989	0.95	149.9
1d Chg	0.04	0.00	0.07	0.02	0.00	-0.06	1d % Chg	0.0%	1.3%	0.1%	0.1%	0.0%

Volatility

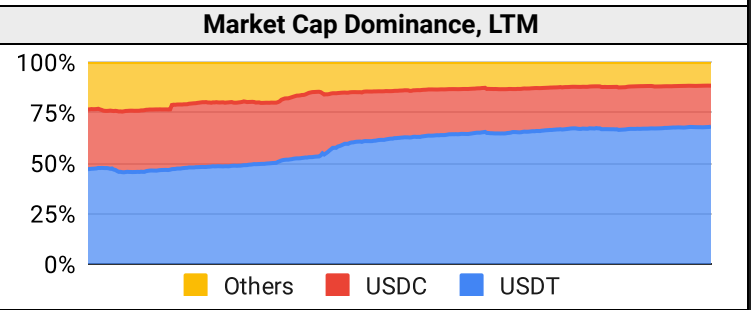
Annualized Volatility							Rolling 3M Annualized Volatility, LTM					
	BTC	ETH	BNB	XRP	SOL	ADA						
30D	46%	40%	28%	42%	92%	37%	120%	80%	40%	0%		
90D	39%	34%	28%	47%	71%	36%						
180D	38%	38%	38%	115%	75%	57%						
365D	47%	55%	51%	99%	108%	65%						

Correlations

Intra-Crypto Correlations, LTM							Rolling 3M Correlations, LTM					
	BTC	ETH	BNB	XRP	SOL	ADA						
BTC							0.80	vs. US Equities	0.80	vs. BTC	1.00	
ETH	0.89						0.76	0.40	0.40	1.00		
BNB	0.73	0.76					0.45	0.00	0.00	1.00		
XRP	0.49	0.57	0.45				0.50	0.00	0.00	1.00		
SOL	0.73	0.76	0.68	0.50			0.73	0.00	0.00	1.00		
ADA	0.74	0.80	0.71	0.72	0.73		0.73	0.00	0.00	1.00		

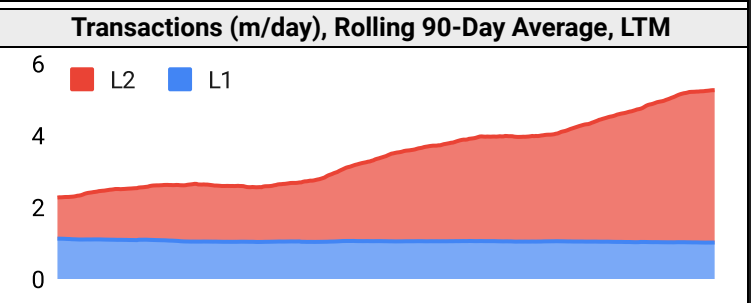
Stablecoins

Stablecoin Market Size and Volume, \$m				
Ticker	Price	1d Vol	20d Avg Vol	Market Cap
USDT	1.00	41,916	28,508	84,290
USDC	1.00	6,121	3,111	25,057
DAI	1.00	197	123	5,347
TUSD	1.00	435	252	3,360
BUSD	1.00	672	559	2,078
USDD	1.00	15	18	726



Ethereum Mainnet & Layer 2s

Mainnet & Layer 2 Transactions (m/day) and L2 TVL (\$m)				
Network	1d	30d Avg	TVL	Tech Type
Ethereum	1.1	1.0	-	Mainnet
zkSync Era	0.5	0.9	442	ZKR
Base	0.3	0.6	578	ORU
Arbitrum One	0.8	0.6	6,360	ORU
Starknet	0.2	0.5	157	ZKR
Mantle	0.2	0.3	136	Optimium
OP Mainnet	0.3	0.3	2,930	ORU
dYdX	0.5	0.2	350	App-specific ZKR
Immutable X	0.2	0.2	102	App-specific Validium
Linea	0.1	0.2	78	ZKR



Layer 2 Token Performance & Market Cap (\$m)

	MATIC	OP	MNT	ARB	IMX
30d Return	24%	10%	-5%	11%	3%
Market Cap	5,890	1,210	1,150	1,140	756

NFTs and DAOs

NFT Collection Stats (in ETH)					
Collection	Floor	Listings	3M Ret.	3M Vol	Market Cap
CryptoPunks	42.9	1,042	-10%	22,178	428,800
Bored Ape	26.4	517	-14%	115,533	263,980
Mutant Ape	4.9	640	-12%	66,050	95,574
Autoglyphs	170.0	3	-15%	862	87,040
Squiggle	8.3	242	-13%	3,315	82,950
Fidenza	50.0	32	-44%	542	49,940
Azuki	4.9	399	1%	28,079	48,900
The Sandbox	0.3	360	-10%	420	44,314
Pudgy Penguins	4.9	422	19%	21,078	43,551
The Captainz	3.7	224	-27%	10,930	36,996

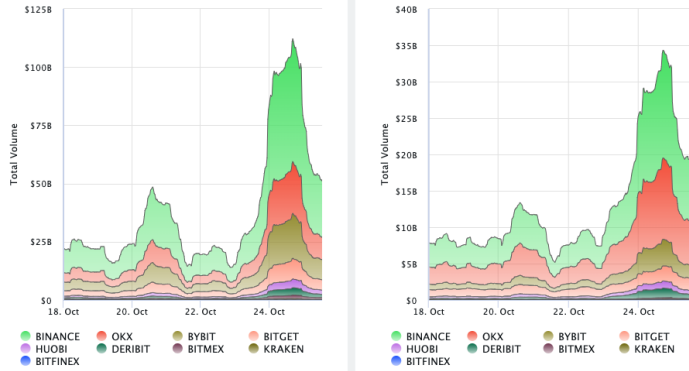
DAO Treasury Amount (\$m) and Composition					
DAO	Treasury	Stables	BTC/ETH	Own Tokens	Other
Arbitrum	3,163	0%	0%	100%	0%
Mantle	1,784	12%	26%	0%	62%
Uniswap	1,725	0%	0%	100%	0%
Optimism	1,253	0%	0%	100%	0%
Ethereum	566	0%	100%	0%	0%
ENS	562	3%	1%	96%	0%
Golem	312	0%	95%	5%	0%
Lido	275	1%	24%	74%	0%
Volta Club	225	58%	0%	11%	31%
Stargate	203	18%	0%	81%	1%

Crypto News

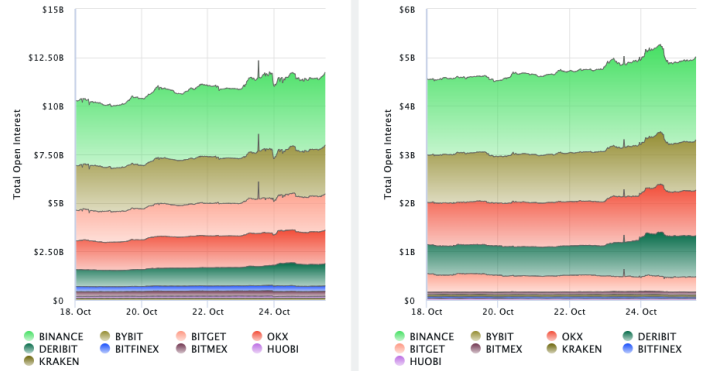
- [What a spot bitcoin ETF could mean for the future of crypto - Yahoo Finance](#)
- [BlackRock's iShares Bitcoin ETF mysteriously disappears from — then reappears on — DTCC site - Cointelegraph](#)
- [BlackRock Bitcoin ETF Has, Since August, Appeared on DTCC Site That Belatedly Moved Markets This Week - CoinDesk](#)
- [DTCC: Listing of planned BlackRock bitcoin ETF 'not indicative' of approval - Blockworks](#)
- [Bitcoin Miner Bit Digital Diversifies Into AI for 'Substantially Higher Margin' Than Mining - CoinDesk](#)
- [New York AG accuses Gemini, Genesis, and Digital Currency Group of defrauding investors out of more than \\$1 billion - Fortune](#)
- [World Bank rolls out first digital bond issuance on Euroclear - Blockworks](#)
- [Binance reportedly behind new Hong Kong crypto exchange pursuing license - Blockworks](#)
- [IRS extends crypto tax rule comment period after "strong public interest" - Blockworks](#)

Crypto Futures

Futures Volume (BTC LHS ; ETH RHS), 1d



Futures Open Interest (BTC LHS ; ETH RHS)



Volume Weighted Funding Rate (BTC LHS ; ETH RHS), 1d

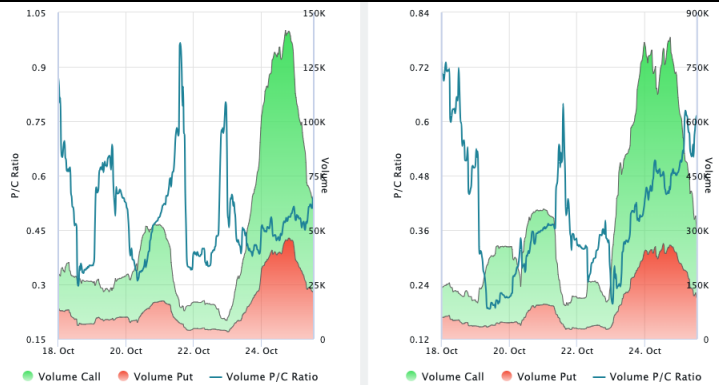


Liquidations (BTC LHS ; ETH RHS), 1d

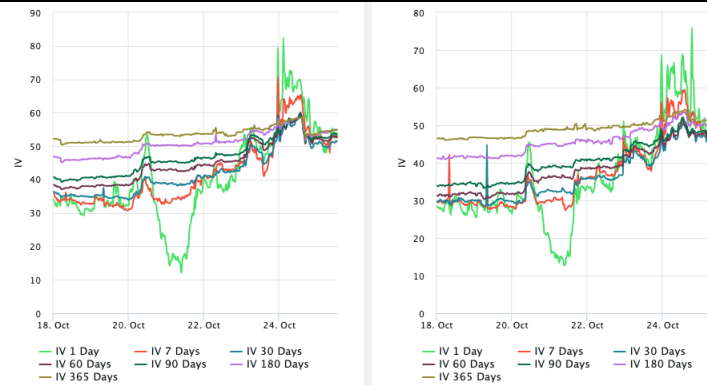


Crypto Options

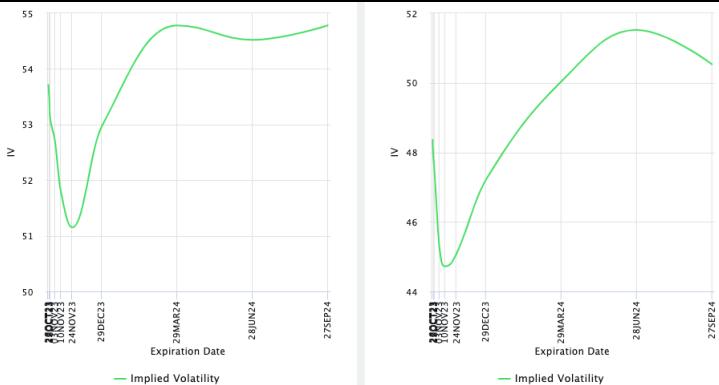
Options Volume & Put/Call Ratio (BTC LHS ; ETH RHS), 1d



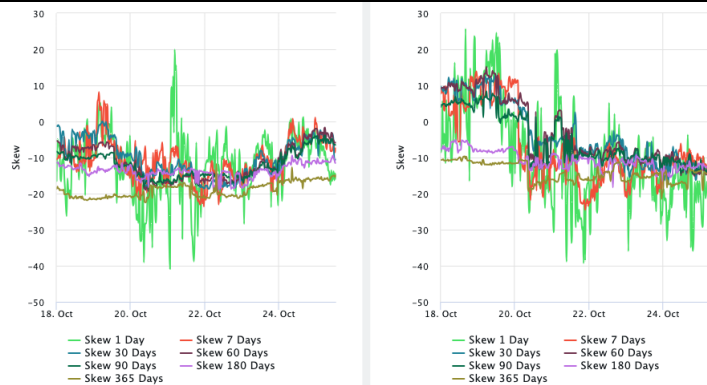
ATM Implied Volatility (BTC LHS ; ETH RHS)



ATM Implied Vol Term Structure (BTC LHS ; ETH RHS)



25 Delta Skew (BTC LHS ; ETH RHS)



About GSR

GSR is a global leader in digital asset trading, market making, OTC derivatives, and investments. We operate in a culture of excellence and leverage our first-rate reputation, deep relationships and proprietary trading technology to move swiftly and capitalize on market opportunities.

GSR's experienced team brings together decades of institutional trading expertise, while our industry-leading proprietary technology stack anchors everything we do.

Our main service areas are: market making; proprietary and algorithmic trading; client execution; structured products; risk management solutions; and portfolio investments.

For more information or if we can help with anything, please see gsr.io or contact us at gsr@gsr.io.

Follow GSR for more content: [Twitter](#) [Telegram](#) [LinkedIn](#)

Authors

Matt Kunke, Research Analyst [Twitter](#) [Telegram](#) [LinkedIn](#)
Brian Rudick, Senior Strategist [Twitter](#) [Telegram](#) [LinkedIn](#)

Required Disclosures

This material is provided by GSR (the "Firm") solely for informational purposes, is intended only for sophisticated, institutional investors and does not constitute an offer or commitment, a solicitation of an offer or commitment, or any advice or recommendation, to enter into or conclude any transaction (whether on the terms shown or otherwise), or to provide investment services in any state or country where such an offer or solicitation or provision would be illegal. The Firm is not and does not act as an advisor or fiduciary in providing this material. GSR is not authorised or regulated in the UK by the Financial Conduct Authority. The protections provided by the UK regulatory system will not be available to you. Specifically, information provided herein is intended for institutional persons only and is not suitable for retail persons in the United Kingdom, and no solicitation or recommendation is being made to you in regards to any products or services.

This material is not a research report, and not subject to any of the independence and disclosure standards applicable to research reports prepared pursuant to FINRA or CFTC research rules. This material is not independent of the Firm's proprietary interests, which may conflict with the interests of any counterparty of the Firm. The Firm trades instruments discussed in this material for its own account, may trade contrary to the views expressed in this material, and may have positions in other related instruments.

Information contained herein is based on sources considered to be reliable, but is not guaranteed to be accurate or complete. Any opinions or estimates expressed herein reflect a judgment made by the author(s) as of the date of publication, and are subject to change without notice. Trading and investing in digital assets involves significant risks including price volatility and illiquidity and may not be suitable for all investors. The Firm is not liable whatsoever for any direct or consequential loss arising from the use of this material. Copyright of this material belongs to GSR. Neither this material nor any copy thereof may be taken, reproduced or redistributed, directly or indirectly, without prior written permission of GSR

Notes & Sources

All options data is based on Deribit and derivatives graphics are from Laevidas. Market returns are based on price returns for the following ETFs: VOO, QQQ, EWU, EWG, EWJ, and EWH. Onchain volumes are not considered and thus certain token volumes may be understated (e.g., stETH).

CoinGecko	Santiment	DefiLlama	CoinMarketCap	Laevidas
L2Beat	Google Finance	TradingView	Deribit	WorldCoinIndex
Cryptorank	Investing.com	NFT Price Floor	CryptoSlate	