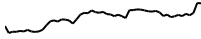

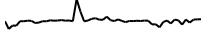









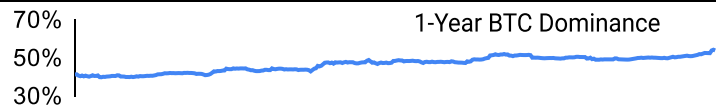
Crypto Leaderboard

Rank	Name	Ticker	Price	24h	7d	30d	24h Vol \$m	MC \$m	1-Year Chart
1	Bitcoin	BTC	\$34,289	0%	20%	31%	20,864	669,476	
2	Ethereum	ETH	\$1,814	1%	17%	14%	19,788	218,286	
3	Tether	USDT	\$1.00	0%	0%	0%	194,338	84,485	
4	BNB	BNB	\$225	0%	7%	6%	714	34,684	
5	XRP	XRP	\$0.56	1%	15%	11%	1,464	29,806	
6	USD Coin	USDC	\$1.00	0%	0%	0%	10,303	25,107	
7	Lido stETH	STETH	\$1,817	2%	17%	14%	17	15,955	
8	Solana	SOL	\$32.3	-1%	34%	70%	1,115	13,486	
9	Dogecoin	DOGE	\$0.07	10%	25%	20%	1,491	10,298	
10	Cardano	ADA	\$0.29	4%	21%	20%	334	10,264	

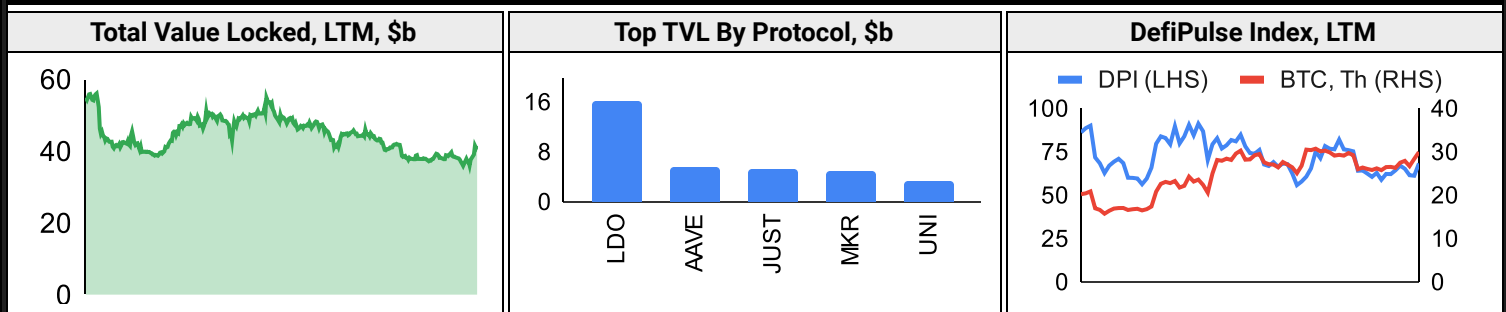
Top & Bottom Performers - Top 100 Tokens

24h		7 Days		30 Days		90 Days		365 Days	
GALA	21%	PEPE	94%	RLB	83%	RUNE	140%	RLB	7720%
DOGE	10%	MINA	74%	MINA	78%	RLB	116%	KAS	2481%
GRT	9%	LINK	49%	PEPE	77%	TON	70%	INJ	482%
ARB	8%	CFX	49%	SOL	70%	INJ	49%	CFX	302%
BCH	-2%	USDD	0%	DAI	0%	UNI	-29%	CHZ	-67%
AAVE	-2%	TUSD	0%	MNT	-4%	SUI	-30%	FLOW	-68%
STX	-4%	BUSD	0%	CRV	-8%	APE	-33%	ALGO	-70%
XRD	-7%	DAI	0%	XRD	-27%	CRV	-34%	APE	-72%

Category Performance

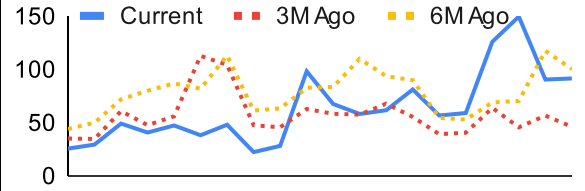
Category	7d	30d	90d	180d	365d	Ecosystem	7d	30d	90d	180d	365d
Meme	36%	43%	13%	-25%	58%	Polygon	21%	21%	1%	-21%	-1%
Other DeFi	27%	35%	12%	-8%	35%	Ethereum	21%	20%	-4%	-7%	2%
Currency	12%	19%	-4%	17%	22%	Solana	22%	19%	-5%	4%	-9%
Lending	17%	18%	3%	6%	-26%	Cosmos	20%	19%	12%	8%	69%
Gaming/Entertai	23%	18%	-5%	-34%	-48%	BSC	15%	16%	3%	-25%	6%
Smart Contract	18%	17%	-6%	-23%	-26%	Tron	8%	15%	7%	15%	11%
IoT/Data/Comp.	18%	15%	2%	-19%	-25%	Avalanche	19%	14%	-5%	-9%	-13%
DEX	18%	15%	0%	-22%	-23%	Polkadot	19%	11%	-6%	-27%	-24%
Scaling	21%	11%	-13%	-40%	-29%						
Privacy	12%	11%	-10%	-29%	-38%						
CEXs	8%	7%	-7%	-20%	-16%						

DeFi

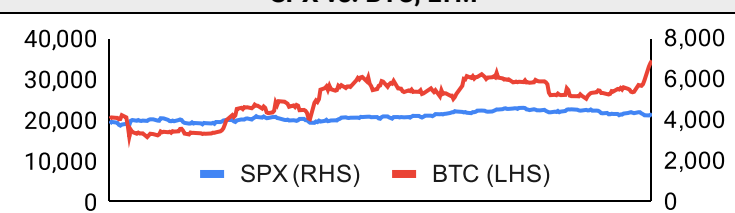


Trading Volume

Aggregate Volumes by Product, \$b					Top Derivatives Exchanges, \$m and bps					Top Spot Exchanges, \$m		
Product	1d	7d	30d	O/I	Exchange	1d Vol	O/I	Mkr	Tkr	Exchange	Score	1d Vol
Spot	28	184	592	n/a	Binance	51,623	9,379	2.0	4.0	Binance	9.9	11,206
Perpetuals	483	1,980	4,800	129	Bybit	15,086	5,491	2.0	5.5	Coinbase	8.6	1,719
Futures	0	4	13	1	OKX	20,856	3,716	2.0	5.0	Kraken	8.3	851
Options	2	18	46	n/a	KuCoin	2,189	1,290	2.0	6.0	Bybit	7.6	1,757

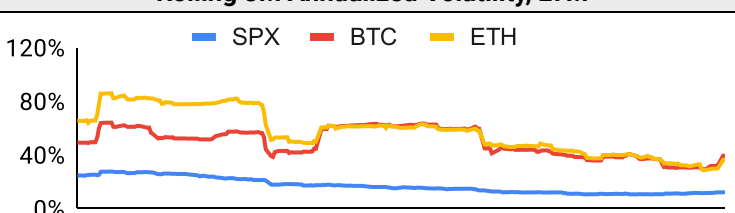
Daily Spot Volume, Top 100 Tokens Last 20d, \$b				Top Volume, 1d, \$m		Top Volume, %20d Avg		Low Volume, %20d Avg	
				USDT	37,534	GALA	544%	USDP	49%
				BTC	23,122	DOGE	405%	TWT	51%
				ETH	11,270	PEPE	373%	RETH	69%
				USDC	5,329	GRT	340%	BSV	72%
				XRP	1,486	SHIB	325%	XEC	76%

Traditional Finance

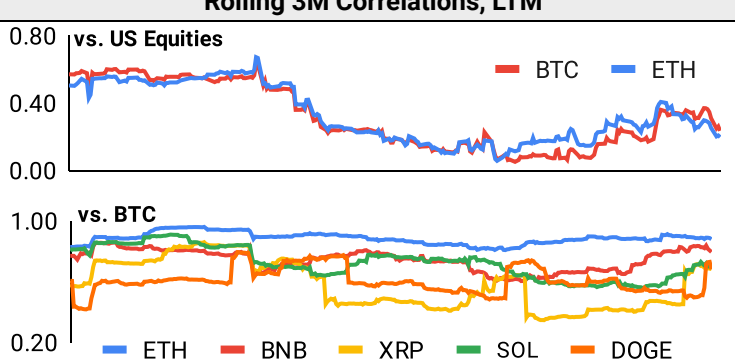
Global Equity Markets							SPX vs. BTC, LTM	
	US	USGrwth	UK	Germany	Japan	HK		
1D	-1%	-2%	0%	-1%	0%	-2%		
7D	-3%	-4%	-2%	-1%	-1%	-2%		
90D	-7%	-7%	-7%	-13%	-8%	-14%		
365D	10%	24%	15%	18%	17%	5%		

10-Year Treasury Yields							Commodities & FX					
	US	Brazil	UK	Germany	Japan	HK	Last	WTI	Gas	Gold	USD/EUR	USD/JPY
Last	4.92%	11.78%	4.63%	2.84%	0.88%	4.37%	Last	83.6	3.42	1,990	0.95	150.2
1d Chg	-0.04	0.00	0.02	-0.05	-0.01	-0.06	1d % Chg	-2.2%	1.2%	-0.3%	0.2%	0.0%

Volatility

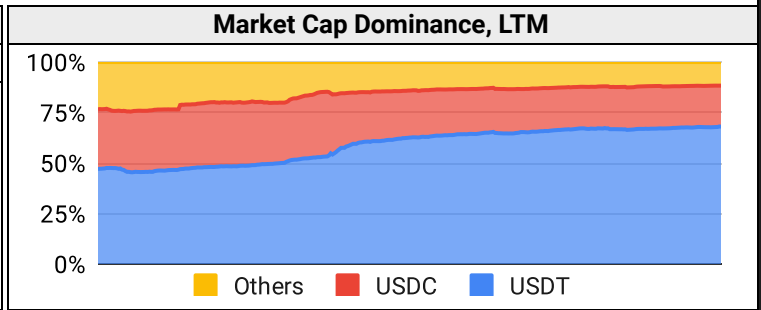
Annualized Volatility							Rolling 3M Annualized Volatility, LTM		
	BTC	ETH	BNB	XRP	SOL	DOGE			
30D	46%	40%	29%	41%	87%	46%			
90D	39%	34%	29%	47%	69%	44%			
180D	38%	38%	38%	115%	74%	50%			
365D	47%	55%	51%	99%	107%	88%			

Correlations

Intra-Crypto Correlations, LTM							Rolling 3M Correlations, LTM				
	BTC	ETH	BNB	XRP	SOL	DOGE					
BTC											
ETH	0.89										
BNB	0.73	0.76									
XRP	0.49	0.57	0.45								
SOL	0.73	0.77	0.68	0.50							
DOGE	0.57	0.66	0.56	0.39	0.51						

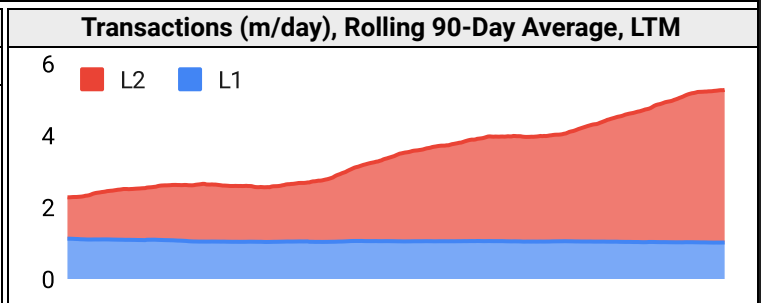
Stablecoins

Stablecoin Market Size and Volume, \$m				
Ticker	Price	1d Vol	20d Avg Vol	Market Cap
USDT	1.00	37,534	29,183	84,415
USDC	1.00	5,329	3,206	25,179
DAI	1.00	193	128	5,348
TUSD	1.00	389	258	3,359
BUSD	1.00	584	557	2,078
USDD	1.00	14	18	726



Ethereum Mainnet & Layer 2s

Mainnet & Layer 2 Transactions (m/day) and L2 TVL (\$m)				
Network	1d	30d Avg	TVL	Tech Type
Ethereum	1.1	1.0	-	Mainnet
zkSync Era	0.7	0.9	446	ZKR
Base	0.3	0.6	580	ORU
Arbitrum One	0.6	0.6	6,580	ORU
Starknet	0.3	0.5	161	ZKR
OP Mainnet	0.2	0.3	3,010	ORU
Mantle	0.2	0.3	137	Optimium
dYdX	0.4	0.2	351	App-specific ZKR
Immutable X	0.7	0.2	113	App-specific Validium
Linea	0.1	0.2	79	ZKR



Layer 2 Token Performance & Market Cap (\$m)					
	MATIC	OP	ARB	MNT	IMX
30d Return	24%	14%	18%	-5%	11%
Market Cap	5,950	1,270	1,230	1,160	777

NFTs and DAOs

NFT Collection Stats (in ETH)					
Collection	Floor	Listings	3M Ret.	3M Vol	Market Cap
CryptoPunks	44.4	1,042	-7%	22,685	443,500
Bored Ape	27.3	464	-8%	115,978	272,900
Mutant Ape	5.2	622	-7%	66,173	101,014
Autoglyphs	170.0	3	-15%	862	87,040
Squiggle	8.5	239	-11%	3,344	84,949
Fidenza	50.0	33	-44%	542	49,940
Azuki	4.9	412	-1%	27,178	49,129
Pudgy Penguins	5.1	420	18%	21,325	44,884
The Sandbox	0.3	378	-10%	429	44,436
The Captainz	3.8	142	-25%	11,388	37,496

DAO Treasury Amount (\$m) and Composition					
DAO	Treasury	Stables	BTC/ETH	Own Tokens	Other
Arbitrum	3,420	0%	0%	100%	0%
Mantle	1,804	12%	26%	0%	62%
Uniswap	1,767	0%	0%	100%	0%
Optimism	1,307	0%	0%	100%	0%
Ethereum	574	0%	100%	0%	0%
ENS	570	3%	1%	96%	0%
Golem	317	0%	95%	5%	0%
Lido	278	1%	25%	74%	0%
Stargate	223	17%	0%	82%	1%
Volta Club	222	58%	0%	11%	31%

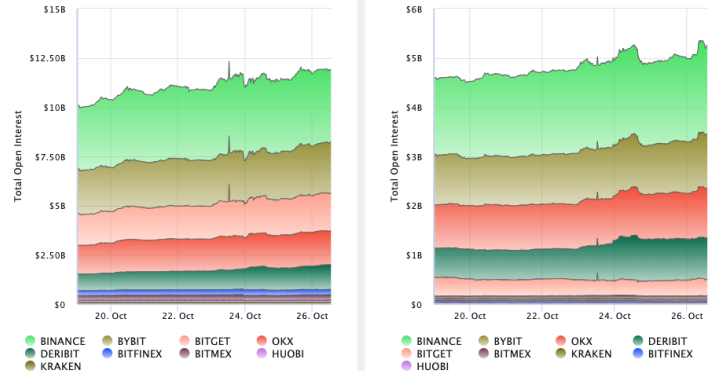
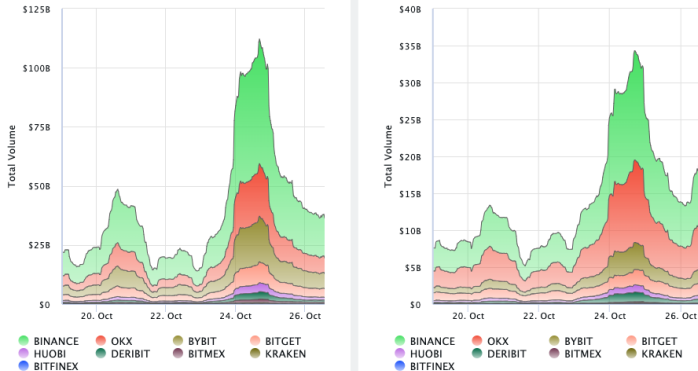
Crypto News

- [SEC's Gensler Won't Say What's Next With Bitcoin ETFs After Grayscale Loss - CoinDesk](#)
- [Polygon's POL cryptocurrency contracts deployed on Ethereum mainnet - The Block - Crypto News](#)
- [Altcoins including Solana, Chainlink, and Pepe are riding Bitcoin's coattails as crypto's OG chases \\$35,000 - Fortune](#)
- [Bitcoin rally powers mining stocks higher - Blockworks](#)
- ['No evidence' Hamas raised millions in crypto, Elliptic says - Blockworks](#)
- [Arbitrum Orbit integrates Celestia for data availability - Blockworks](#)
- [Sam Bankman-Fried will testify in FTX trial - Blockworks](#)
- [First Mover Americas: Deutsche Bank Trials a SWIFT Alternative for Stablecoins - CoinDesk](#)
- [JPMorgan Handles \\$1B Transactions Daily In Digital Token JPM Coin: Bloomberg - CoinDesk](#)

Crypto Futures

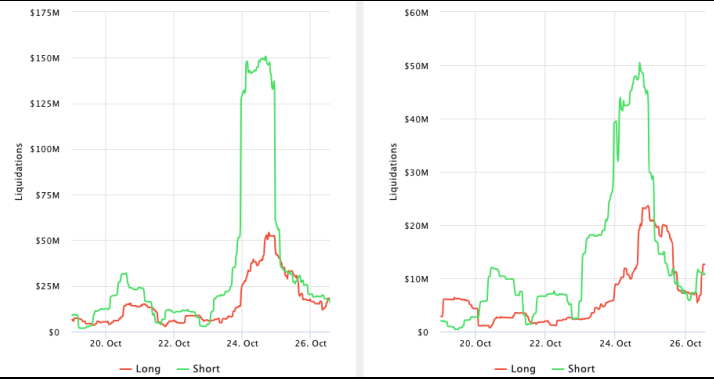
Futures Volume (BTC LHS ; ETH RHS), 1d

Futures Open Interest (BTC LHS ; ETH RHS)



Volume Weighted Funding Rate (BTC LHS ; ETH RHS), 1d

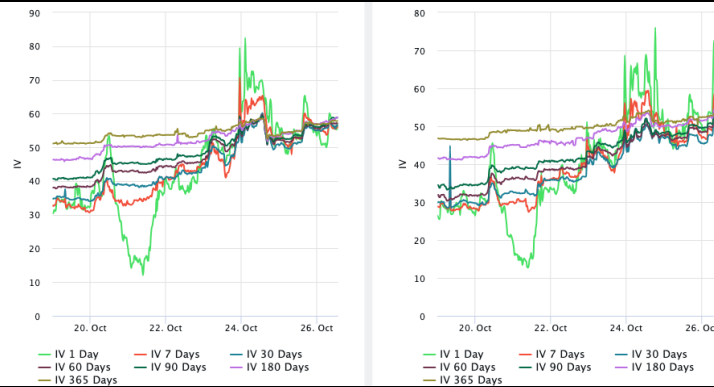
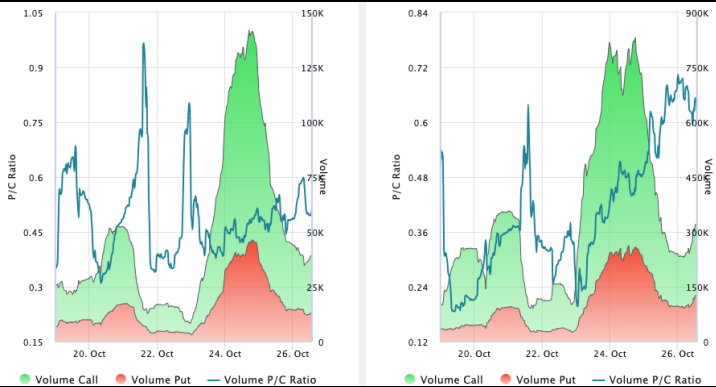
Liquidations (BTC LHS ; ETH RHS), 1d



Crypto Options

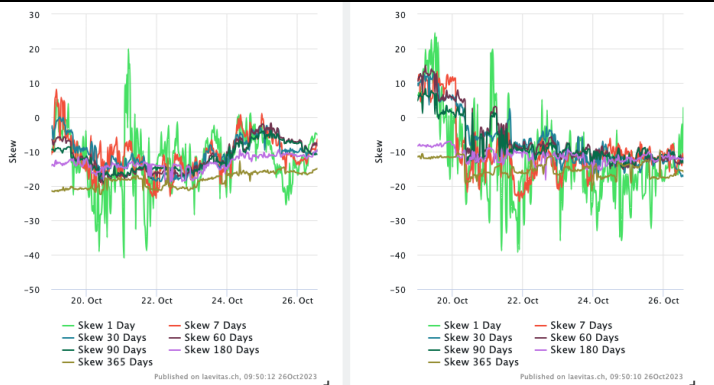
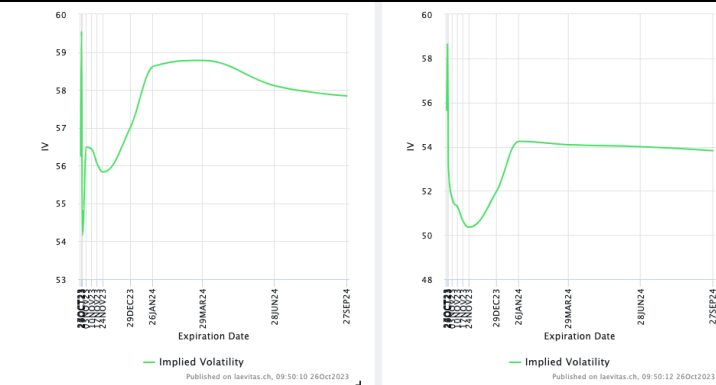
Options Volume & Put/Call Ratio (BTC LHS ; ETH RHS), 1d

ATM Implied Volatility (BTC LHS ; ETH RHS)



ATM Implied Vol Term Structure (BTC LHS ; ETH RHS)

25 Delta Skew (BTC LHS ; ETH RHS)



About GSR

GSR is a global leader in digital asset trading, market making, OTC derivatives, and investments. We operate in a culture of excellence and leverage our first-rate reputation, deep relationships and proprietary trading technology to move swiftly and capitalize on market opportunities.

GSR's experienced team brings together decades of institutional trading expertise, while our industry-leading proprietary technology stack anchors everything we do.

Our main service areas are: market making; proprietary and algorithmic trading; client execution; structured products; risk management solutions; and portfolio investments.

For more information or if we can help with anything, please see gsr.io or contact us at gsr@gsr.io.

Follow GSR for more content: [Twitter](#) [Telegram](#) [LinkedIn](#)

Authors

Matt Kunke, Research Analyst [Twitter](#) [Telegram](#) [LinkedIn](#)
Brian Rudick, Senior Strategist [Twitter](#) [Telegram](#) [LinkedIn](#)

Required Disclosures

This material is provided by GSR (the "Firm") solely for informational purposes, is intended only for sophisticated, institutional investors and does not constitute an offer or commitment, a solicitation of an offer or commitment, or any advice or recommendation, to enter into or conclude any transaction (whether on the terms shown or otherwise), or to provide investment services in any state or country where such an offer or solicitation or provision would be illegal. The Firm is not and does not act as an advisor or fiduciary in providing this material. GSR is not authorised or regulated in the UK by the Financial Conduct Authority. The protections provided by the UK regulatory system will not be available to you. Specifically, information provided herein is intended for institutional persons only and is not suitable for retail persons in the United Kingdom, and no solicitation or recommendation is being made to you in regards to any products or services.

This material is not a research report, and not subject to any of the independence and disclosure standards applicable to research reports prepared pursuant to FINRA or CFTC research rules. This material is not independent of the Firm's proprietary interests, which may conflict with the interests of any counterparty of the Firm. The Firm trades instruments discussed in this material for its own account, may trade contrary to the views expressed in this material, and may have positions in other related instruments.

Information contained herein is based on sources considered to be reliable, but is not guaranteed to be accurate or complete. Any opinions or estimates expressed herein reflect a judgment made by the author(s) as of the date of publication, and are subject to change without notice. Trading and investing in digital assets involves significant risks including price volatility and illiquidity and may not be suitable for all investors. The Firm is not liable whatsoever for any direct or consequential loss arising from the use of this material. Copyright of this material belongs to GSR. Neither this material nor any copy thereof may be taken, reproduced or redistributed, directly or indirectly, without prior written permission of GSR

Notes & Sources

All options data is based on Deribit and derivatives graphics are from Laevidas. Market returns are based on price returns for the following ETFs: VOO, QQQ, EWU, EWG, EWJ, and EWH. Onchain volumes are not considered and thus certain token volumes may be understated (e.g., stETH).

CoinGecko	Santiment	DefiLlama	CoinMarketCap	Laevidas
L2Beat	Google Finance	TradingView	Deribit	WorldCoinIndex
Cryptorank	Investing.com	NFT Price Floor	CryptoSlate	