

Crypto Leaderboard

Rank	Name	Ticker	Price	24h	7d	30d	24h Vol \$m	MC \$m	1-Year Chart
1	Bitcoin	BTC	\$27,401	-3%	5%	5%	17,011	534,346	
2	Ethereum	ETH	\$1,651	-4%	4%	1%	11,619	198,400	
3	Tether	USDT	\$1.00	0%	0%	0%	17,799	83,298	
4	BNB	BNB	\$214	-2%	1%	0%	435	32,888	
5	XRP	XRP	\$0.51	-2%	2%	1%	953	27,172	
6	USD Coin	USDC	\$1.00	0%	0%	0%	6,216	25,206	
7	Lido stETH	STETH	\$1,651	-4%	4%	1%	5	14,530	
8	Solana	SOL	\$24.1	0%	25%	23%	825	9,967	
9	Cardano	ADA	\$0.26	-2%	7%	3%	203	9,184	
10	Dogecoin	DOGE	\$0.06	-3%	2%	-2%	286	8,703	

Top & Bottom Performers - Top 100 Tokens

24h		7 Days		30 Days		90 Days		365 Days	
GALA	8%	RLB	39%	KAS	45%	RLB	253%	RLB	6793%
RLB	4%	SOL	25%	RUNE	37%	KAS	126%	KAS	1876%
EOS	2%	BSV	24%	MKR	28%	RUNE	94%	INJ	341%
LEO	1%	GALA	22%	RNDR	26%	MKR	58%	OKB	180%
APE	-6%	XRD	-4%	QNT	-11%	LTC	-36%	CHZ	-73%
SUI	-7%	CRV	-5%	XDC	-12%	CRV	-38%	FLOW	-74%
RUNE	-7%	FXS	-6%	KLAY	-15%	RPL	-43%	APE	-78%
OP	-7%	TON	-6%	APE	-15%	APE	-45%	LUNC	-81%

Category Performance

Category	7d	30d	90d	180d	365d	Ecosystem	7d	30d	90d	180d	365d
Lending	6%	18%	0%	1%	-29%	BSC	4%	12%	-12%	-31%	-10%
IoT/Data/Comp.	2%	10%	-13%	-30%	-38%	Tron	4%	11%	5%	2%	5%
DEX	6%	8%	-9%	-36%	-28%	Avalanche	2%	10%	-7%	-20%	-22%
Currency	6%	5%	-12%	-1%	8%	Ethereum	3%	9%	-11%	-23%	-6%
Smart Contract	5%	4%	-15%	-32%	-35%	Polygon	2%	8%	-16%	-35%	-17%
Scaling	4%	4%	-19%	-46%	-29%	Polkadot	1%	8%	-16%	-37%	-29%
Privacy	2%	4%	-20%	-38%	-43%	Solana	8%	6%	-5%	-13%	-25%
CEXs	1%	3%	-13%	-20%	-14%	Cosmos	5%	3%	-4%	-5%	42%
Other DeFi	6%	2%	-14%	-28%	10%						
Gaming/Entertai	4%	1%	-16%	-46%	-57%						
Meme	5%	-5%	-16%	-46%	7%						

DeFi

Total Value Locked, LTM, \$b	Top TVL By Protocol, \$b	DefiPulse Index, LTM

Trading Volume

Aggregate Volumes by Product, \$b					Top Derivatives Exchanges, \$m and bps					Top Spot Exchanges, \$m		
Product	1d	7d	30d	O/I	Exchange	1d Vol	O/I	Mkr	Tkr	Exchange	Score	1d Vol
Spot	18	98	404	n/a	Binance	33,380	8,028	2.0	4.0	Binance	9.9	6,382
Perpetuals	166	958	4,040	131	Bybit	9,818	4,738	2.0	5.5	Coinbase	8.6	1,064
Futures	0	2	9	1	OKX	12,772	3,254	2.0	5.0	Kraken	8.3	684
Options	1	8	26	n/a	KuCoin	1,396	1,147	2.0	6.0	KuCoin	7.5	331

Daily Spot Volume, Top 100 Tokens Last 20d, \$b				Top Volume, 1d, \$m		Top Volume, %20d Avg		Low Volume, %20d Avg	
				USDT	32,338	BSV	639%	LUNC	2%
				BTC	15,174	RUNE	296%	IMX	42%
				ETH	6,987	HT	295%	USDP	44%
				USDC	3,399	CBETH	263%	TON	52%
				XRP	905	SOL	261%	XRD	59%

Traditional Finance

Global Equity Markets							SPX vs. BTC, LTM	
	US	USGrwth	UK	Germany	Japan	HK		
1D	-1%	-1%	-1%	-1%	-2%	-1%		
7D	-1%	1%	-2%	-2%	-3%	0%		
90D	-5%	-4%	-3%	-9%	-5%	-13%		
365D	15%	30%	15%	26%	18%	-9%		

10-Year Treasury Yields							Commodities & FX					
	US	Brazil	UK	Germany	Japan	HK	Last	WTI	Gas	Gold	USD/EUR	USD/JPY
Last	4.75%	11.83%	4.61%	2.94%	0.75%	4.28%	Last	88.9	2.90	1,846	0.95	148.9
1d Chg	0.06	0.04	0.04	0.03	-0.01	-0.06	1d % Chg	0.1%	2.2%	-0.1%	0.0%	-0.6%

Volatility

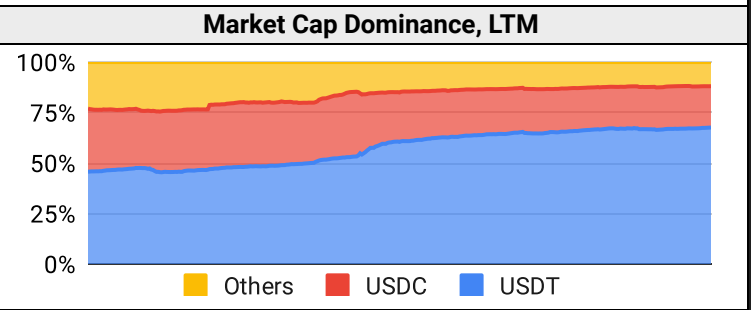
Annualized Volatility							Rolling 3M Annualized Volatility, LTM			
	BTC	ETH	BNB	XRP	SOL	ADA				
30D	26%	32%	21%	31%	63%	30%				
90D	31%	34%	31%	157%	73%	63%				
180D	37%	40%	39%	116%	72%	59%				
365D	46%	56%	51%	99%	106%	66%				

Correlations

Intra-Crypto Correlations, LTM							Rolling 3M Correlations, LTM				
	BTC	ETH	BNB	XRP	SOL	ADA					
BTC											
ETH	0.89										
BNB	0.74	0.76									
XRP	0.49	0.56	0.45								
SOL	0.74	0.77	0.69	0.50							
ADA	0.74	0.80	0.71	0.71	0.73						

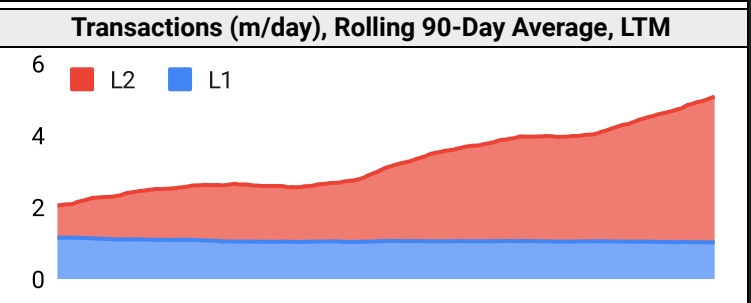
Stablecoins

Stablecoin Market Size and Volume, \$m				
Ticker	Price	1d Vol	20d Avg Vol	Market Cap
USDT	1.00	32,338	23,697	83,345
USDC	1.00	3,399	2,626	25,230
DAI	1.00	96	86	5,345
TUSD	1.00	259	294	3,441
BUSD	1.00	739	695	2,260
USDD	1.00	22	19	728



Ethereum Mainnet & Layer 2s

Mainnet & Layer 2 Transactions (m/day) and L2 TVL (\$m)				
Network	1d	30d Avg	TVL	Tech Type
Ethereum	1.0	1.0	-	Mainnet
zkSync Era	0.7	1.0	469	ZKR
Base	1.4	0.9	460	ORU
Starknet	0.5	0.7	141	ZKR
Arbitrum One	0.6	0.6	5,990	ORU
OP Mainnet	0.2	0.3	2,790	ORU
Mantle	0.2	0.2	91	Optimium
Immutable X	0.2	0.2	97	App-specific Validium
dYdX	0.3	0.2	342	App-specific ZKR
Linea	0.1	0.1	66	ZKR



Layer 2 Token Performance & Market Cap (\$m)

	MATIC	MNT	OP	ARB	IMX
30d Return	4%	-9%	2%	4%	6%
Market Cap	5,280	1,330	1,200	1,180	670

NFTs and DAOs

NFT Collection Stats (in ETH)					
Collection	Floor	Listings	3M Ret.	3M Vol	Market Cap
CryptoPunks	44.5	1,069	6%	25,400	445,000
Bored Ape	26.4	498	-9%	141,194	263,700
Autoglyphs	199.0	6	0%	712	101,888
Mutant Ape	5.1	622	-11%	82,442	98,669
Squiggle	9.2	218	-3%	3,259	91,945
Fidenza	50.0	34	-28%	1,109	49,940
Pudgy Penguins	4.8	418	22%	19,399	43,000
The Sandbox	0.3	395	-15%	373	42,023
Azuki	4.2	398	-36%	59,250	41,800
Decentraland	0.4	133	-27%	95	36,014

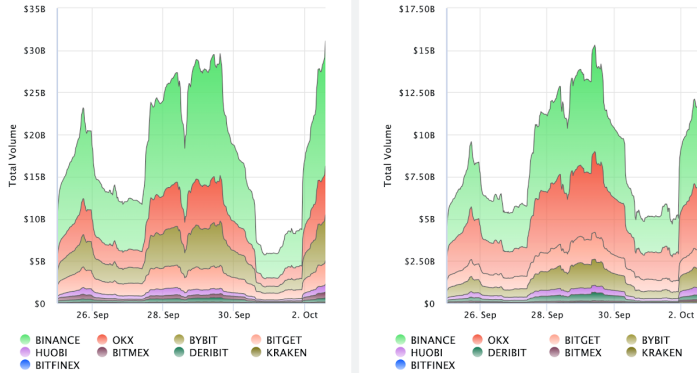
DAO Treasury Amount (\$m) and Composition					
DAO	Treasury	Stables	BTC/ETH	Own Tokens	Other
Arbitrum	3,303	0%	0%	100%	0%
Mantle	3,230	7%	14%	41%	38%
Uniswap	1,867	0%	0%	100%	0%
Optimism	1,235	0%	0%	100%	0%
ENS	597	3%	5%	92%	0%
Ethereum	524	0%	100%	0%	0%
Golem	288	0%	96%	4%	0%
Lido	239	3%	26%	71%	0%
Volta Club	225	58%	0%	10%	32%
Stargate	212	19%	0%	80%	1%

Crypto News

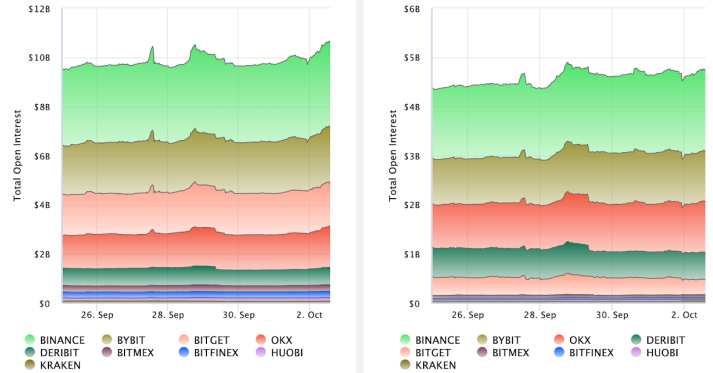
- [Bankman-Fried Seeks to Block Prosecutors Calling FTX Investors, Former Insiders as Witnesses - CoinDesk](#)
- [Congress Can't Let Gary Gensler Regulate Digital Assets Out of Existence - CoinDesk](#)
- [Chainalysis: Hong Kong and China's OTC Markets Remain Active Despite Crypto Winter - CoinDesk](#)
- [How the actor model could enable better blockchain gaming apps - Cointelegraph](#)
- [UAE dirham stablecoin DRAM launches on Uniswap, PancakeSwap - Cointelegraph](#)
- [Tom Hanks, MrBeast and other celebrities warn over AI deep fake scams - Cointelegraph](#)
- [Fed inspector blames crypto focus, nepotism for Silvergate Bank collapse - Cointelegraph](#)
- [Hong Kong could be a 'tailwind' for lagging crypto activity in Asia — Chainalysis - Cointelegraph](#)
- [Chainalysis axes another 15% of staff, citing difficult market conditions - Cointelegraph](#)

Crypto Futures

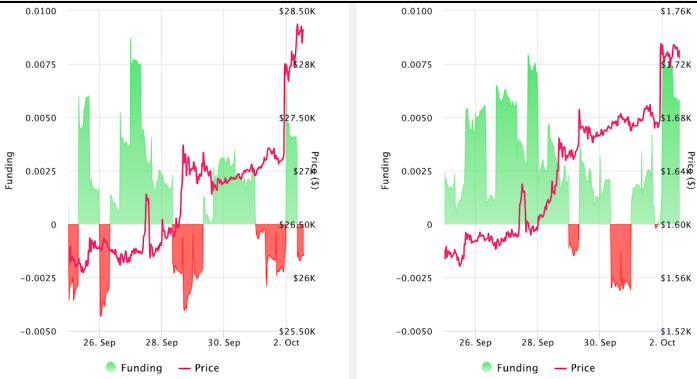
Futures Volume (BTC LHS ; ETH RHS), 1d



Futures Open Interest (BTC LHS ; ETH RHS)



Volume Weighted Funding Rate (BTC LHS ; ETH RHS), 1d

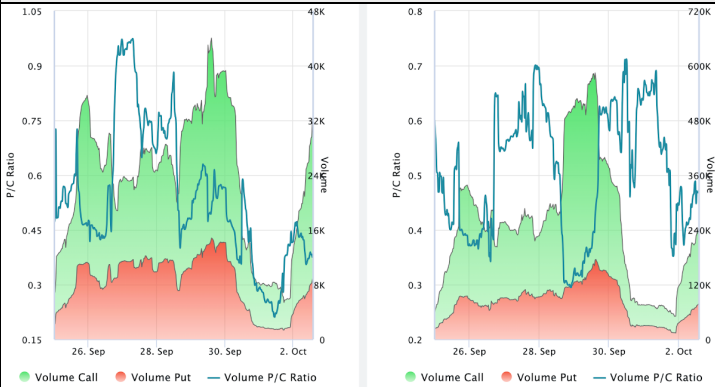


Liquidations (BTC LHS ; ETH RHS), 1d

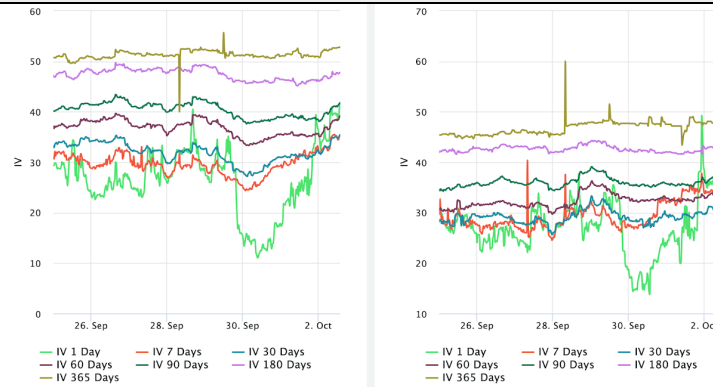


Crypto Options

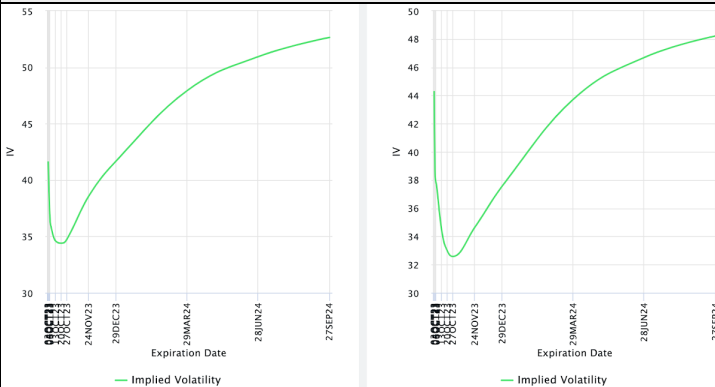
Options Volume & Put/Call Ratio (BTC LHS ; ETH RHS), 1d



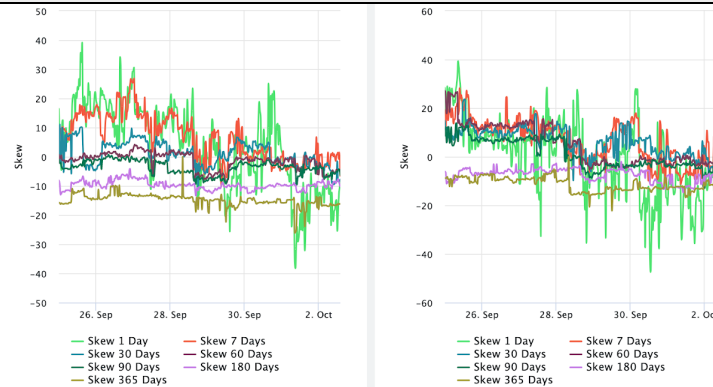
ATM Implied Volatility (BTC LHS ; ETH RHS)



ATM Implied Vol Term Structure (BTC LHS ; ETH RHS)



25 Delta Skew (BTC LHS ; ETH RHS)



About GSR

GSR is a global leader in digital asset trading, market making, OTC derivatives, and investments. We operate in a culture of excellence and leverage our first-rate reputation, deep relationships and proprietary trading technology to move swiftly and capitalize on market opportunities.

GSR's experienced team brings together decades of institutional trading expertise, while our industry-leading proprietary technology stack anchors everything we do.

Our main service areas are: market making; proprietary and algorithmic trading; client execution; structured products; risk management solutions; and portfolio investments.

For more information or if we can help with anything, please see gsr.io or contact us at gsr@gsr.io.

Follow GSR for more content: [Twitter](#) [Telegram](#) [LinkedIn](#)

Authors

Matt Kunke, Research Analyst [Twitter](#) [Telegram](#) [LinkedIn](#)
Brian Rudick, Senior Strategist [Twitter](#) [Telegram](#) [LinkedIn](#)

Required Disclosures

This material is provided by GSR (the "Firm") solely for informational purposes, is intended only for sophisticated, institutional investors and does not constitute an offer or commitment, a solicitation of an offer or commitment, or any advice or recommendation, to enter into or conclude any transaction (whether on the terms shown or otherwise), or to provide investment services in any state or country where such an offer or solicitation or provision would be illegal. The Firm is not and does not act as an advisor or fiduciary in providing this material.

This material is not a research report, and not subject to any of the independence and disclosure standards applicable to research reports prepared pursuant to FINRA or CFTC research rules. This material is not independent of the Firm's proprietary interests, which may conflict with the interests of any counterparty of the Firm. The Firm trades instruments discussed in this material for its own account, may trade contrary to the views expressed in this material, and may have positions in other related instruments.

Information contained herein is based on sources considered to be reliable, but is not guaranteed to be accurate or complete. Any opinions or estimates expressed herein reflect a judgment made by the author(s) as of the date of publication, and are subject to change without notice. Trading and investing in digital assets involves significant risks including price volatility and illiquidity and may not be suitable for all investors. The Firm is not liable whatsoever for any direct or consequential loss arising from the use of this material. Copyright of this material belongs to GSR. Neither this material nor any copy thereof may be taken, reproduced or redistributed, directly or indirectly, without prior written permission of GSR.

Notes & Sources

All options data is based on Deribit and derivatives graphics are from Laevidas. Market returns are based on price returns for the following ETFs: VOO, QQQ, EWU, EWG, EWJ, and EWH. Onchain volumes are not considered and thus certain token volumes may be understated (e.g., stETH).

CoinGecko	Santiment	DefiLlama	CoinMarketCap	Laevidas
L2Beat	Google Finance	TradingView	Deribit	WorldCoinIndex
Cryptorank	Investing.com	NFT Price Floor	CryptoSlate	