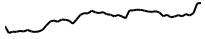











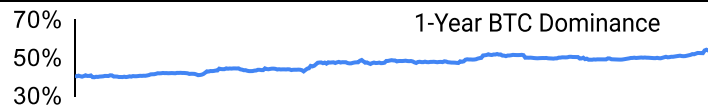
Crypto Leaderboard

Rank	Name	Ticker	Price	24h	7d	30d	24h Vol \$m	MC \$m	1-Year Chart
1	Bitcoin	BTC	\$34,693	1%	13%	29%	16,213	678,151	
2	Ethereum	ETH	\$1,817	1%	8%	9%	11,067	218,724	
3	Tether	USDT	\$1.00	0%	0%	0%	80,847	84,459	
4	BNB	BNB	\$228	1%	4%	6%	388	35,135	
5	XRP	XRP	\$0.58	4%	9%	12%	1,135	30,860	
6	USD Coin	USDC	\$1.00	0%	0%	0%	6,753	25,002	
7	Lido stETH	STETH	\$1,816	1%	9%	8%	6	15,992	
8	Solana	SOL	\$34.8	7%	18%	63%	1,140	14,633	
9	Cardano	ADA	\$0.30	2%	14%	18%	210	10,493	
10	Dogecoin	DOGE	\$0.07	1%	9%	13%	332	9,905	

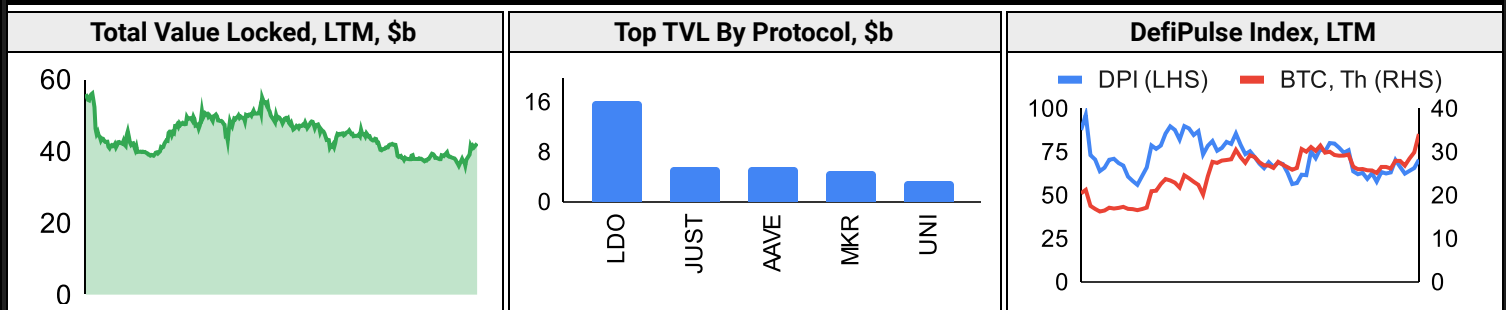
Top & Bottom Performers - Top 100 Tokens

24h		7 Days		30 Days		90 Days		365 Days	
RLB	18%	PEPE	58%	INJ	81%	RUNE	184%	RLB	8041%
GALA	9%	MINA	54%	RNDR	73%	RLB	153%	KAS	2690%
RUNE	9%	CFX	46%	MINA	68%	TON	74%	INJ	532%
SOL	7%	GALA	45%	SOL	63%	INJ	73%	CFX	329%
BSV	-1%	XRD	-2%	UNI	-6%	LTC	-26%	FLOW	-68%
EOS	-1%	STX	-2%	MKR	-7%	MNT	-27%	ALGO	-70%
KAS	-1%	TON	-3%	XDC	-8%	SUI	-28%	CHZ	-70%
MKR	-2%	MKR	-5%	XRD	-28%	UNI	-37%	APE	-71%

Category Performance

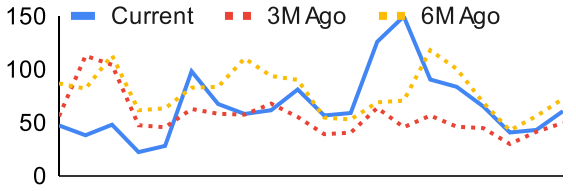
Category	7d	30d	90d	180d	365d	Ecosystem	7d	30d	90d	180d	365d
Meme	8%	36%	15%	-21%	27%	Polygon	12%	24%	8%	-15%	3%
Other DeFi	8%	28%	10%	-8%	38%	Cosmos	14%	22%	23%	23%	84%
Gaming/Entertai	14%	20%	1%	-29%	-47%	BSC	9%	18%	8%	-19%	12%
Smart Contract	10%	18%	0%	-16%	-22%	Solana	7%	17%	6%	11%	-6%
Currency	3%	18%	-2%	21%	24%	Tron	10%	15%	20%	24%	18%
IoT/Data/Comp.	10%	17%	6%	-12%	-23%	Ethereum	4%	15%	1%	-5%	2%
Lending	12%	17%	10%	14%	-22%	Polkadot	10%	13%	-1%	-21%	-20%
DEX	9%	15%	7%	-14%	-20%	Avalanche	6%	12%	-1%	-5%	-12%
Privacy	6%	12%	-6%	-25%	-36%						
Scaling	7%	9%	-11%	-38%	-27%						
CEXs	4%	7%	-6%	-19%	-18%						

DeFi

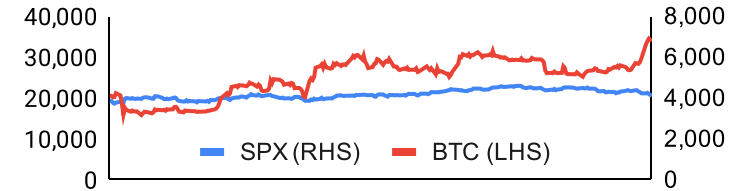


Trading Volume

Aggregate Volumes by Product, \$b					Top Derivatives Exchanges, \$m and bps					Top Spot Exchanges, \$m		
Product	1d	7d	30d	O/I	Exchange	1d Vol	O/I	Mkr	Tkr	Exchange	Score	1d Vol
Spot	20	193	611	n/a	Binance	32,198	9,878	2.0	4.0	Binance	9.9	7,457
Perpetuals	279	2,840	5,480	215	Bybit	9,408	5,671	2.0	5.5	Coinbase	8.5	976
Futures	0	4	12	1	OKX	12,105	3,816	2.0	5.0	Kraken	8.2	539
Options	1	15	45	n/a	KuCoin	1,313	1,338	2.0	6.0	Bybit	7.6	1,088

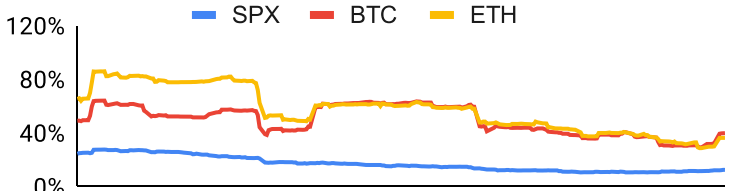
Daily Spot Volume, Top 100 Tokens Last 20d, \$b				Top Volume, 1d, \$m		Top Volume, %20d Avg		Low Volume, %20d Avg	
				USDT	25,423	AXS	447%	TON	37%
				BTC	15,399	GALA	334%	OKB	44%
				ETH	6,694	SAND	303%	LEO	44%
				USDC	3,551	MANA	238%	BSV	48%
				XRP	1,084	ICP	219%	RPL	49%

Traditional Finance

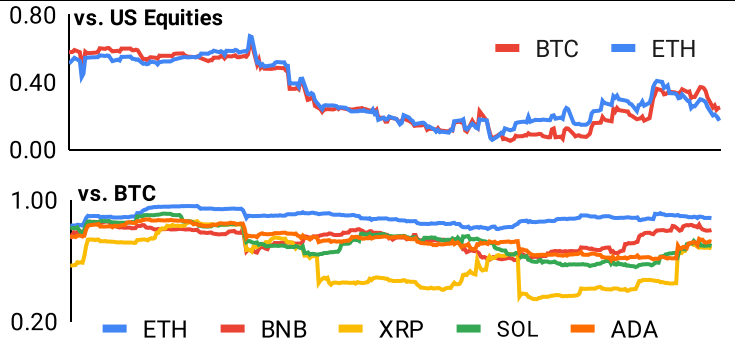
Global Equity Markets							SPX vs. BTC, LTM	
	US	USGrwth	UK	Germany	Japan	HK		
1D	0%	0%	-1%	0%	1%	1%		
7D	-2%	-3%	-2%	-2%	-1%	0%		
90D	-10%	-10%	-9%	-16%	-9%	-16%		
365D	10%	27%	11%	16%	17%	4%		

10-Year Treasury Yields							Commodities & FX					
	US	Brazil	UK	Germany	Japan	HK		WTI	Gas	Gold	USD/EUR	USD/JPY
Last	4.89%	11.72%	4.64%	2.83%	0.89%	4.29%	Last	84.2	3.35	2,009	0.94	149.8
1d Chg	0.04	-0.02	0.09	-0.01	0.00	-0.06	1d % Chg	-1.5%	-3.8%	0.5%	-0.4%	0.1%

Volatility

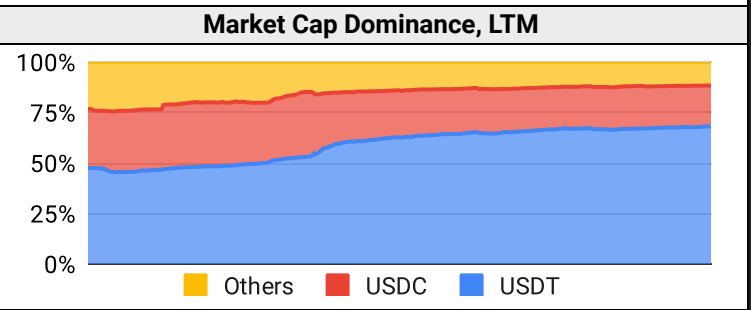
Annualized Volatility							Rolling 3M Annualized Volatility, LTM			
	BTC	ETH	BNB	XRP	SOL	ADA				
30D	46%	39%	28%	43%	89%	37%				
90D	39%	34%	28%	48%	70%	36%				
180D	37%	37%	37%	115%	75%	57%				
365D	47%	54%	51%	99%	108%	64%				

Correlations

Intra-Crypto Correlations, LTM							Rolling 3M Correlations, LTM					
	BTC	ETH	BNB	XRP	SOL	ADA						
BTC												
ETH	0.89											
BNB	0.73	0.77										
XRP	0.49	0.57	0.46									
SOL	0.73	0.77	0.68	0.50								
ADA	0.74	0.80	0.71	0.72	0.73							

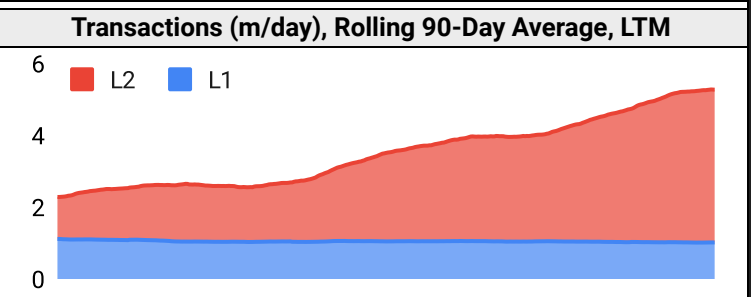
Stablecoins

Stablecoin Market Size and Volume, \$m				
Ticker	Price	1d Vol	20d Avg Vol	Market Cap
USDT	1.00	25,423	30,320	84,555
USDC	1.00	3,551	3,420	25,039
DAI	1.00	124	135	5,349
TUSD	1.00	289	276	3,353
BUSD	1.00	464	530	2,056
USDD	1.00	13	17	726



Ethereum Mainnet & Layer 2s

Mainnet & Layer 2 Transactions (m/day) and L2 TVL (\$m)				
Network	1d	30d Avg	TVL	Tech Type
Ethereum	1.1	1.0	-	Mainnet
zkSync Era	0.8	0.8	471	ZKR
Arbitrum One	0.5	0.6	6,640	ORU
Base	0.3	0.5	574	ORU
Starknet	0.6	0.5	143	ZKR
OP Mainnet	0.2	0.2	3,040	ORU
Mantle	0.2	0.2	138	Optimium
dYdX	0.2	0.2	356	App-specific ZKR
Immutable X	0.2	0.2	107	App-specific Validium
Arbitrum Nova	0.2	0.2	23	Optimium



Layer 2 Token Performance & Market Cap (\$m)

	MATIC	OP	ARB	MNT	IMX
30d Return	22%	8%	5%	-4%	17%
Market Cap	5,960	1,260	1,220	1,180	827

NFTs and DAOs

NFT Collection Stats (in ETH)					
Collection	Floor	Listings	3M Ret.	3M Vol	Market Cap
CryptoPunks	46.5	1,019	-1%	23,509	465,000
Bored Ape	29.9	443	3%	116,145	299,300
Mutant Ape	5.6	608	4%	66,755	109,450
Autoglyphs	170.0	3	-11%	663	87,040
Squiggle	8.5	230	-19%	3,084	84,849
Fidenza	60.0	33	-29%	542	59,940
The Captainz	5.7	150	20%	12,365	56,894
Azuki	5.1	394	4%	26,216	50,990
Pudgy Penguins	5.0	409	19%	21,754	44,831
The Sandbox	0.3	403	-11%	444	43,883

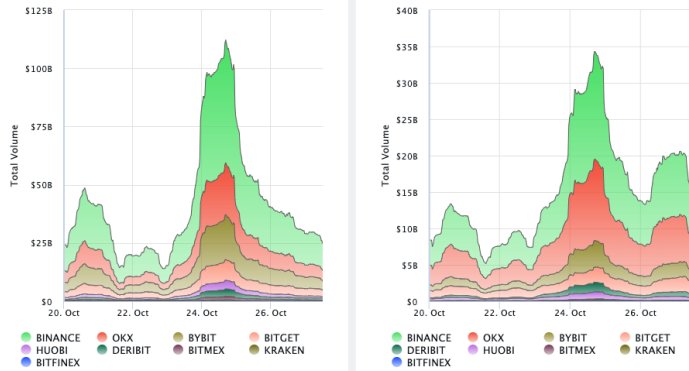
DAO Treasury Amount (\$m) and Composition					
DAO	Treasury	Stables	BTC/ETH	Own Tokens	Other
Arbitrum	3,377	0%	0%	100%	0%
Mantle	1,827	12%	26%	0%	62%
Uniswap	1,730	0%	0%	100%	0%
Optimism	1,289	0%	0%	100%	0%
ENS	581	3%	1%	96%	0%
Ethereum	573	0%	100%	0%	0%
Golem	316	0%	95%	5%	0%
Lido	276	1%	25%	73%	0%
Stargate	222	17%	0%	82%	1%
Volta Club	215	56%	0%	12%	32%

Crypto News

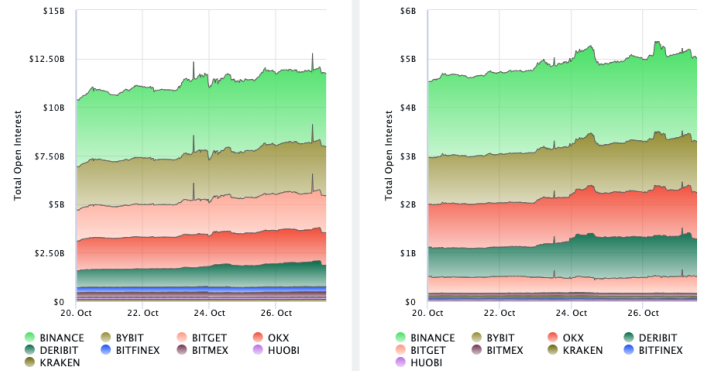
- [Thailand's Kasikorn Bank Buys Majority Stake in Satang Crypto Exchange for \\$103M - CoinDesk](#)
- [Bankrupt Genesis sued by Gemini over \\$1.6B worth of GBTC shares - Blockworks](#)
- [Hester Peirce: SEC case against LBRY 'unsettled me' - Blockworks](#)
- [Arbitrum Orbit prepped for mainnet launch - Blockworks](#)
- [CME becomes second-largest Bitcoin futures exchange as open interest surges - Cointelegraph](#)
- [Saudi's NEOM partners with Animoca Brands for regional Web3 development - Cointelegraph](#)
- [Kraken will share data of 42,000 users with IRS - Cointelegraph](#)
- [Crypto thief steals \\$4.4M in a day as toll rises from LastPass breach - Cointelegraph](#)
- [Brazil's USDT adoption soars in 2023, makes up 80% of all crypto transactions - Cointelegraph](#)

Crypto Futures

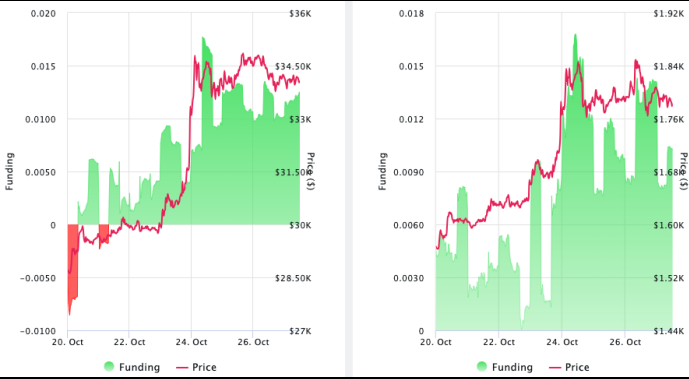
Futures Volume (BTC LHS ; ETH RHS), 1d



Futures Open Interest (BTC LHS ; ETH RHS)



Volume Weighted Funding Rate (BTC LHS ; ETH RHS), 1d

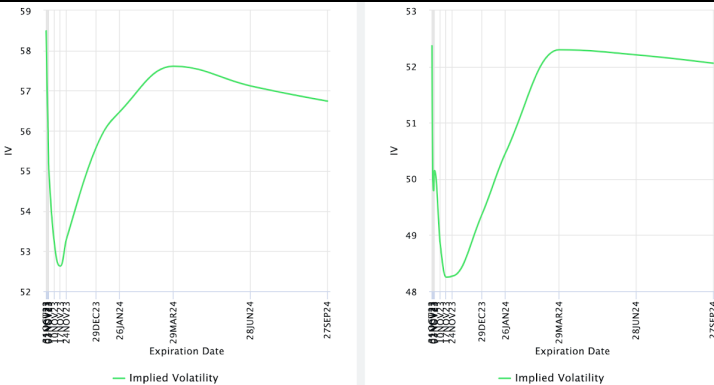


Liquidations (BTC LHS ; ETH RHS), 1d

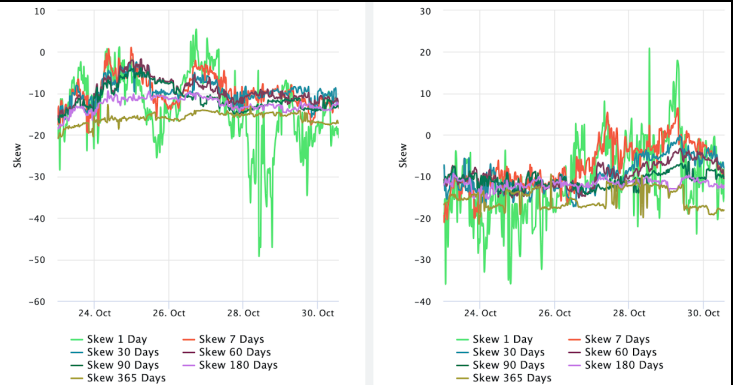


Crypto Options

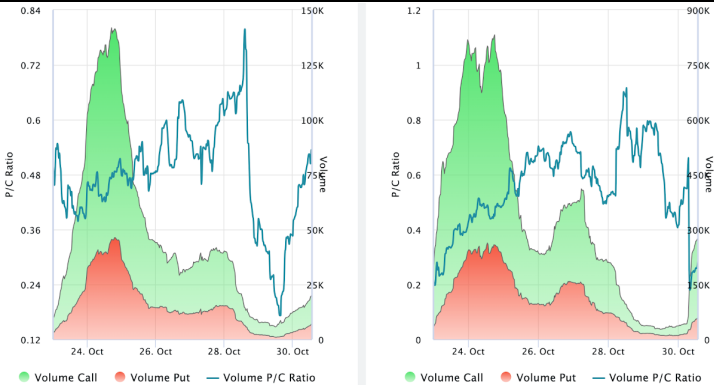
Options Volume & Put/Call Ratio (BTC LHS ; ETH RHS), 1d



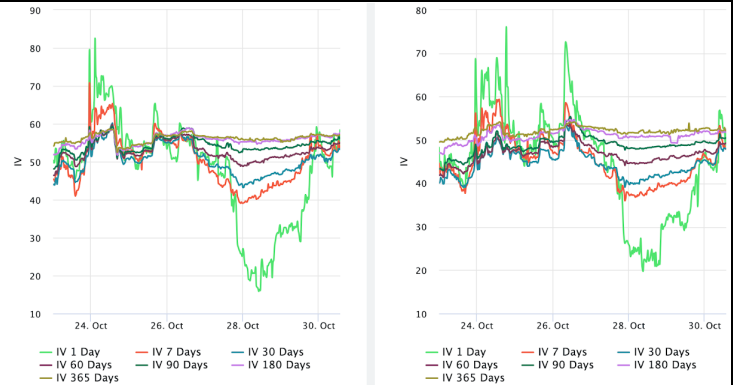
ATM Implied Volatility (BTC LHS ; ETH RHS)



ATM Implied Vol Term Structure (BTC LHS ; ETH RHS)



25 Delta Skew (BTC LHS ; ETH RHS)



About GSR

GSR is a global leader in digital asset trading, market making, OTC derivatives, and investments. We operate in a culture of excellence and leverage our first-rate reputation, deep relationships and proprietary trading technology to move swiftly and capitalize on market opportunities.

GSR's experienced team brings together decades of institutional trading expertise, while our industry-leading proprietary technology stack anchors everything we do.

Our main service areas are: market making; proprietary and algorithmic trading; client execution; structured products; risk management solutions; and portfolio investments.

For more information or if we can help with anything, please see gsr.io or contact us at gsr@gsr.io.

Follow GSR for more content: [Twitter](#) [Telegram](#) [LinkedIn](#)

Authors

Matt Kunke, Research Analyst [Twitter](#) [Telegram](#) [LinkedIn](#)
Brian Rudick, Senior Strategist [Twitter](#) [Telegram](#) [LinkedIn](#)

Required Disclosures

This material is provided by GSR (the "Firm") solely for informational purposes, is intended only for sophisticated, institutional investors and does not constitute an offer or commitment, a solicitation of an offer or commitment, or any advice or recommendation, to enter into or conclude any transaction (whether on the terms shown or otherwise), or to provide investment services in any state or country where such an offer or solicitation or provision would be illegal. The Firm is not and does not act as an advisor or fiduciary in providing this material. GSR is not authorised or regulated in the UK by the Financial Conduct Authority. The protections provided by the UK regulatory system will not be available to you. Specifically, information provided herein is intended for institutional persons only and is not suitable for retail persons in the United Kingdom, and no solicitation or recommendation is being made to you in regards to any products or services.

This material is not a research report, and not subject to any of the independence and disclosure standards applicable to research reports prepared pursuant to FINRA or CFTC research rules. This material is not independent of the Firm's proprietary interests, which may conflict with the interests of any counterparty of the Firm. The Firm trades instruments discussed in this material for its own account, may trade contrary to the views expressed in this material, and may have positions in other related instruments.

Information contained herein is based on sources considered to be reliable, but is not guaranteed to be accurate or complete. Any opinions or estimates expressed herein reflect a judgment made by the author(s) as of the date of publication, and are subject to change without notice. Trading and investing in digital assets involves significant risks including price volatility and illiquidity and may not be suitable for all investors. The Firm is not liable whatsoever for any direct or consequential loss arising from the use of this material. Copyright of this material belongs to GSR. Neither this material nor any copy thereof may be taken, reproduced or redistributed, directly or indirectly, without prior written permission of GSR

Notes & Sources

All options data is based on Deribit and derivatives graphics are from Laevidas. Market returns are based on price returns for the following ETFs: VOO, QQQ, EWU, EWG, EWJ, and EWH. Onchain volumes are not considered and thus certain token volumes may be understated (e.g., stETH).

CoinGecko	Santiment	DefiLlama	CoinMarketCap	Laevidas
L2Beat	Google Finance	TradingView	Deribit	WorldCoinIndex
Cryptorank	Investing.com	NFT Price Floor	CryptoSlate	