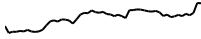











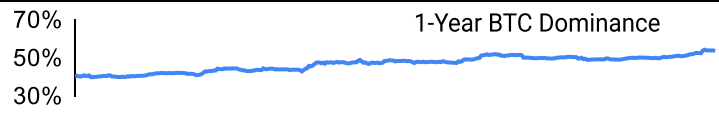
## Crypto Leaderboard

Rank	Name	Ticker	Price	24h	7d	30d	24h Vol \$m	MC \$m	1-Year Chart
1	Bitcoin	BTC	\$34,341	-1%	-1%	23%	12,036	670,650	
2	Ethereum	ETH	\$1,802	-1%	-2%	4%	10,910	216,788	
3	Tether	USDT	\$1.00	0%	0%	0%	27,271	84,707	
4	BNB	BNB	\$227	-1%	-2%	4%	407	34,981	
5	XRP	XRP	\$0.60	6%	6%	15%	2,525	32,415	
6	USD Coin	USDC	\$1.00	0%	0%	0%	5,831	24,927	
7	Lido stETH	STETH	\$1,800	-1%	-2%	4%	13	15,857	
8	Solana	SOL	\$36.1	3%	13%	52%	1,429	15,171	
9	Cardano	ADA	\$0.30	-1%	2%	12%	277	10,376	
10	Dogecoin	DOGE	\$0.07	-1%	1%	10%	524	9,825	

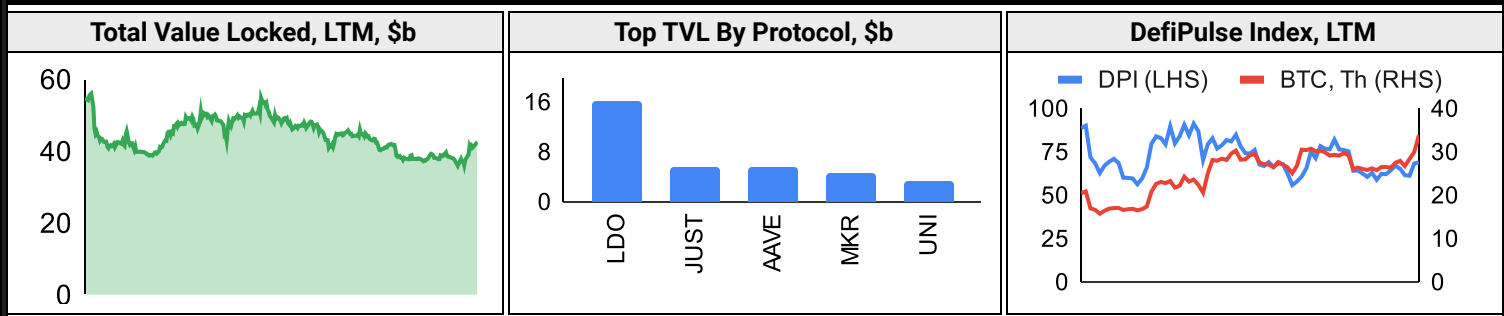
## Top & Bottom Performers - Top 100 Tokens

24h		7 Days		30 Days		90 Days		365 Days	
BTT	9%	FET	34%	INJ	69%	RUNE	208%	KAS	2407%
TON	8%	RUNE	31%	RLB	66%	RLB	132%	INJ	456%
ATOM	8%	GALA	26%	FET	59%	TON	87%	FET	340%
RUNE	7%	BTT	19%	MINA	55%	FET	83%	CFX	334%
ETHDYDX	-4%	BCH	-6%	MKR	-7%	APE	-25%	FLOW	-69%
FLOW	-5%	STX	-11%	CRV	-10%	MNT	-27%	ALGO	-70%
AXS	-5%	MKR	-12%	UNI	-10%	XDC	-32%	CHZ	-70%
RNDR	-11%	MINA	-28%	XRD	-29%	UNI	-32%	APE	-72%

## Category Performance

Category	7d	30d	90d	180d	365d	Ecosystem	7d	30d	90d	180d	365d
Meme	9%	27%	13%	-22%	14%	Cosmos	12%	19%	26%	25%	77%
Other DeFi	4%	27%	15%	-3%	35%	Polygon	7%	17%	7%	-15%	-1%
Currency	3%	15%	2%	23%	24%	Tron	8%	13%	22%	22%	16%
Smart Contract	8%	13%	2%	-15%	-23%	Solana	6%	12%	2%	12%	-7%
Lending	10%	12%	11%	15%	-23%	BSC	5%	12%	7%	-18%	5%
Gaming/Entertai	9%	12%	0%	-30%	-49%	Polkadot	8%	10%	1%	-19%	-20%
IoT/Data/Comp.	8%	11%	8%	-12%	-24%	Ethereum	2%	8%	2%	-5%	1%
DEX	8%	11%	11%	-12%	-19%	Avalanche	4%	8%	0%	-5%	-14%
Privacy	5%	9%	-5%	-25%	-36%						
CEXs	2%	5%	-5%	-18%	-21%						
Scaling	4%	4%	-10%	-36%	-27%						

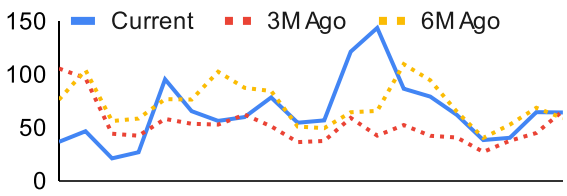
## DeFi



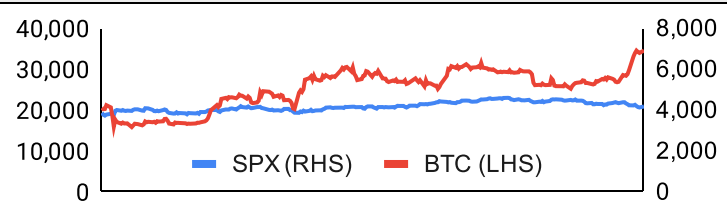
## Trading Volume

Aggregate Volumes by Product, \$b					Top Derivatives Exchanges, \$m and bps					Top Spot Exchanges, \$m		
Product	1d	7d	30d	O/I	Exchange	1d Vol	O/I	Mkr	Tkr	Exchange	Score	1d Vol
Spot	22	188	600	n/a	Binance	35,815	9,740	2.0	4.0	Binance	9.9	8,211
Perpetuals	218	2,720	5,260	226	Bybit	10,594	5,597	2.0	5.5	Coinbase	8.5	1,020
Futures	0	3	12	1	OKX	13,062	3,694	2.0	5.0	Kraken	8.3	695
Options	1	10	45	n/a	KuCoin	1,468	1,323	2.0	6.0	Bybit	7.6	1,191

Daily Spot Volume, Top 100 Tokens Last 20d, \$b				Top Volume, 1d, \$m		Top Volume, %20d Avg		Low Volume, %20d Avg	
				USDT	28,968	KAVA	284%	MINA	32%
				BTC	16,374	ATOM	247%	OKB	50%
				ETH	6,580	TON	234%	LEO	78%
				USDC	3,570	ETC	217%	BNB	80%
				XRP	2,270	RLB	209%	BCH	81%

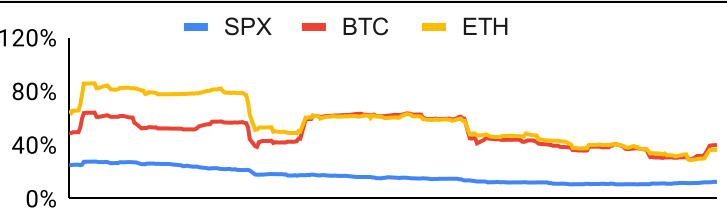
## Traditional Finance

Global Equity Markets							SPX vs. BTC, LTM	
	US	USGrwth	UK	Germany	Japan	HK		
1D	1%	1%	1%	1%	1%	1%	30,000	6,000
7D	-1%	-2%	-1%	-1%	0%	1%	20,000	4,000
90D	-9%	-9%	-7%	-13%	-7%	-14%	10,000	2,000
365D	9%	25%	12%	16%	17%	7%	0	0

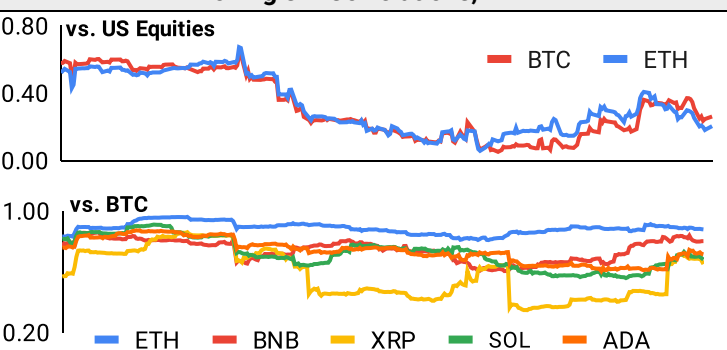
  

10-Year Treasury Yields							Commodities & FX					
	US	Brazil	UK	Germany	Japan	HK	Last	WTI	Gas	Gold	USD/EUR	USD/JPY
Last	4.88%	11.91%	4.55%	2.79%	0.94%	4.32%	Last	82.4	3.49	2,004	0.94	151.0
1d Chg	0.00	0.23	-0.01	-0.03	-0.01	-0.06	1d % Chg	0.2%	4.0%	-0.1%	0.1%	1.3%

## Volatility

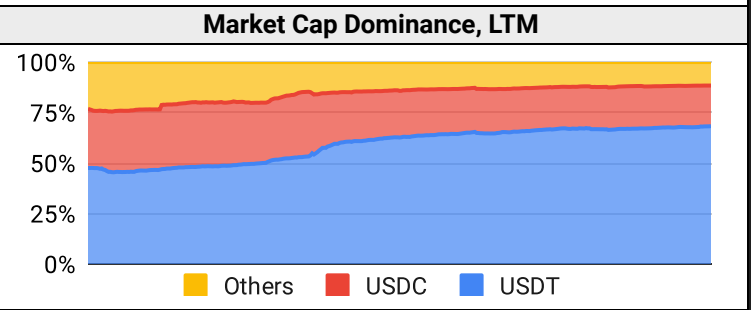
Annualized Volatility							Rolling 3M Annualized Volatility, LTM			
	BTC	ETH	BNB	XRP	SOL	ADA				
30D	45%	37%	28%	44%	82%	35%	120%	80%	40%	0%
90D	38%	34%	27%	49%	70%	36%	80%	40%	0%	
180D	37%	37%	37%	116%	75%	58%	40%	0%		
365D	47%	54%	51%	99%	108%	65%	0%	0%		

## Correlations

Intra-Crypto Correlations, LTM							Rolling 3M Correlations, LTM				
	BTC	ETH	BNB	XRP	SOL	ADA					
BTC							0.80	0.40	1.00		
ETH	0.89						0.40	0.80			
BNB	0.74	0.77					0.80	0.60			
XRP	0.49	0.57	0.46				0.60	0.40			
SOL	0.73	0.77	0.69	0.50			0.40	0.20			
ADA	0.74	0.80	0.72	0.72	0.73		0.20	0.20			

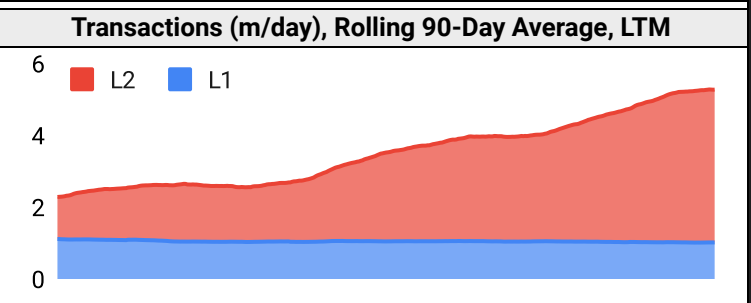
## Stablecoins

Stablecoin Market Size and Volume, \$m				
Ticker	Price	1d Vol	20d Avg Vol	Market Cap
USDT	1.00	28,968	30,938	84,640
USDC	1.00	3,570	3,470	24,882
DAI	1.00	145	137	5,346
TUSD	1.00	251	277	3,357
BUSD	1.00	448	532	2,026
USDD	1.00	20	17	725



## Ethereum Mainnet & Layer 2s

Mainnet & Layer 2 Transactions (m/day) and L2 TVL (\$m)				
Network	1d	30d Avg	TVL	Tech Type
Ethereum	1.1	1.0	-	Mainnet
zkSync Era	0.7	0.8	470	ZKR
Arbitrum One	0.5	0.6	6,620	ORU
Base	0.3	0.5	571	ORU
Starknet	0.4	0.5	139	ZKR
OP Mainnet	0.2	0.2	3,040	ORU
Mantle	0.2	0.2	138	Optimium
dYdX	0.2	0.2	356	App-specific ZKR
Immutable X	0.3	0.2	106	App-specific Validium
Arbitrum Nova	0.2	0.2	23	Optimium



### Layer 2 Token Performance & Market Cap (\$m)

	MATIC	OP	ARB	MNT	IMX
30d Return	16%	1%	0%	-4%	9%
Market Cap	6,010	1,240	1,220	1,180	800

## NFTs and DAOs

NFT Collection Stats (in ETH)					
Collection	Floor	Listings	3M Ret.	3M Vol	Market Cap
CryptoPunks	46.9	1,022	0%	23,441	468,800
Bored Ape	30.6	459	6%	118,425	305,690
Mutant Ape	5.8	608	13%	66,959	112,022
Autoglyphs	170.0	3	-11%	663	87,040
Squiggle	8.7	233	-18%	3,060	86,548
Fidenza	60.0	33	-29%	542	59,940
The Captainz	5.7	167	25%	12,454	56,594
Azuki	5.1	386	3%	26,037	50,900
The Sandbox	0.3	378	-8%	448	45,428
Pudgy Penguins	5.1	416	22%	21,692	45,053

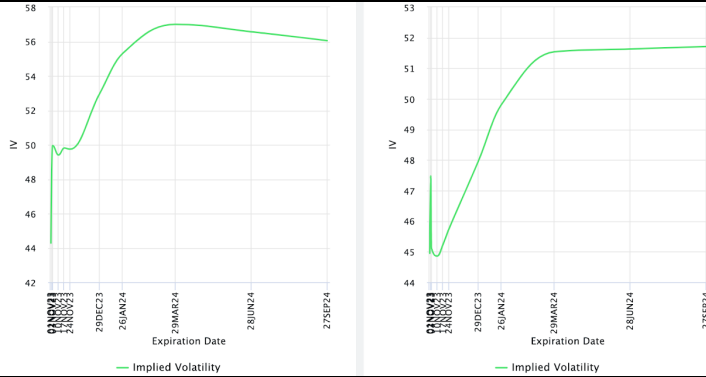
DAO Treasury Amount (\$m) and Composition					
DAO	Treasury	Stables	BTC/ETH	Own Tokens	Other
Arbitrum	3,412	0%	0%	100%	0%
Mantle	1,821	12%	25%	62%	0%
Uniswap	1,725	0%	0%	100%	0%
Optimism	1,271	0%	0%	100%	0%
ENS	583	3%	1%	96%	0%
Ethereum	570	0%	100%	0%	0%
Golem	315	0%	95%	5%	0%
Lido	272	1%	25%	73%	0%
Stargate	220	17%	0%	82%	1%
Volta Club	215	56%	0%	12%	32%

## Crypto News

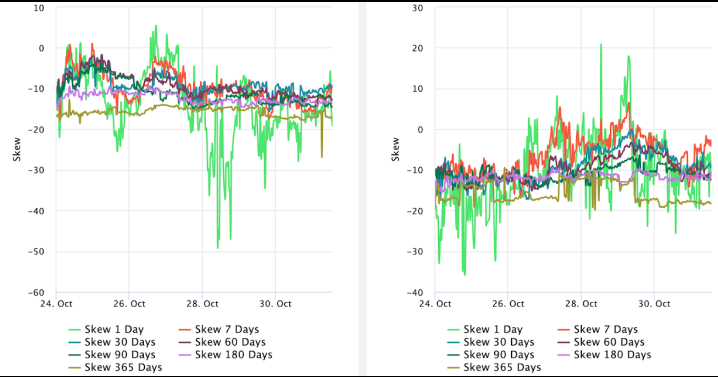
- [On Bitcoin White Paper's 15th Anniversary, Wall Street Threatens to Swallow Its One-Time Challenger - CoinDesk](#)
- [Tokenized U.S. Treasury Market Grows Nearly 600% to \\$698M as Crypto's RWA Race Intensifies - CoinDesk](#)
- [Starknet Foundation Shows STRK Tokens on Contributors, Though They're Not Trading Yet - CoinDesk](#)
- [Sam Bankman-Fried lawyers pitch for changes to judge's jury instruction - Cointelegraph](#)
- [Crypto asset manager Valkyrie amends spot Bitcoin ETF filing - Cointelegraph](#)
- [Unibot contract \\$560K exploit crashes token price by more than 40% - Cointelegraph](#)
- [Hong Kong advances CBDC pilot, bringing e-HKD trials to phase 2 - Cointelegraph](#)
- [Do Kwon and Terraform Labs ask judge to toss SEC's lawsuit - Cointelegraph](#)
- [Twitter is now worth half of the \\$44B Elon Musk paid for it — Report - Cointelegraph](#)

## Crypto Futures

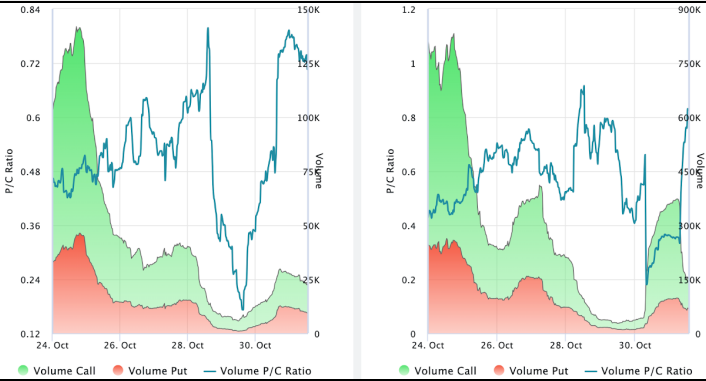
### Futures Volume (BTC LHS ; ETH RHS), 1d



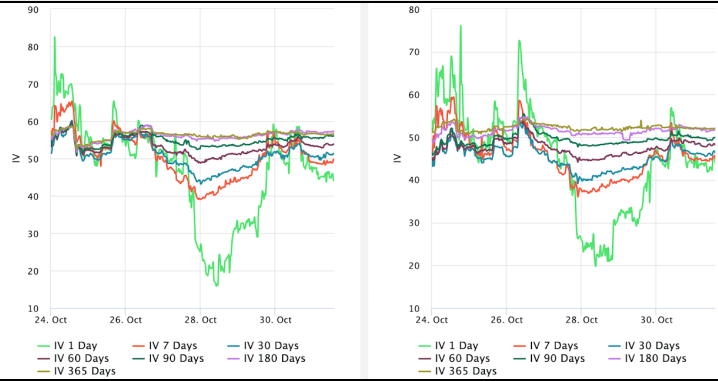
### Futures Open Interest (BTC LHS ; ETH RHS)



### Volume Weighted Funding Rate (BTC LHS ; ETH RHS), 1d

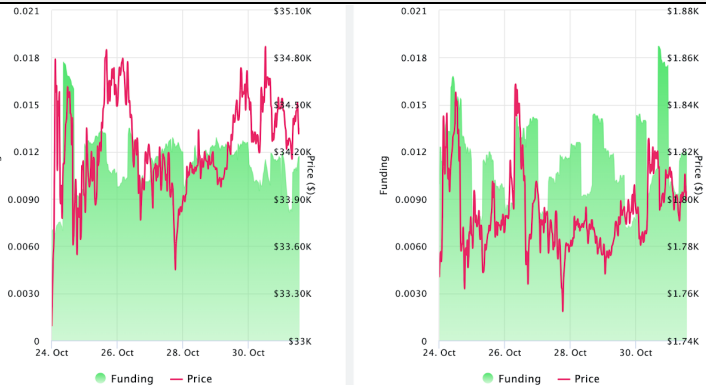


### Liquidations (BTC LHS ; ETH RHS), 1d



## Crypto Options

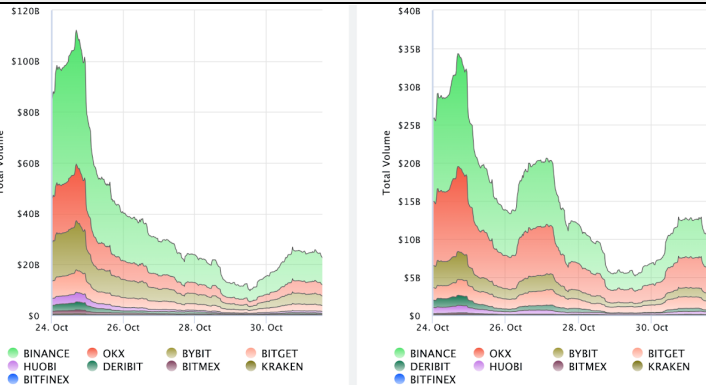
### Options Volume & Put/Call Ratio (BTC LHS ; ETH RHS), 1d



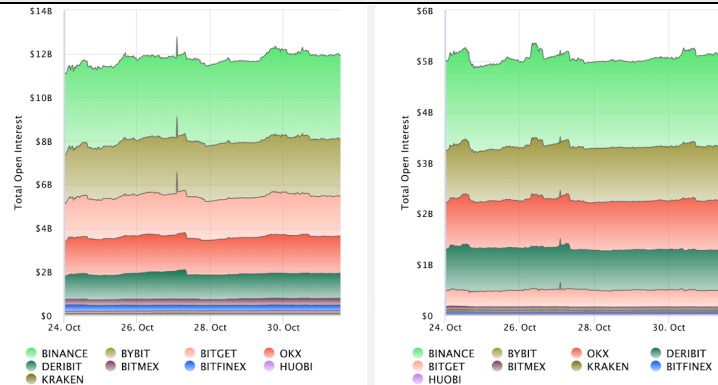
### ATM Implied Volatility (BTC LHS ; ETH RHS)



### ATM Implied Vol Term Structure (BTC LHS ; ETH RHS)



### 25 Delta Skew (BTC LHS ; ETH RHS)



### About GSR

GSR is a global leader in digital asset trading, market making, OTC derivatives, and investments. We operate in a culture of excellence and leverage our first-rate reputation, deep relationships and proprietary trading technology to move swiftly and capitalize on market opportunities.

GSR's experienced team brings together decades of institutional trading expertise, while our industry-leading proprietary technology stack anchors everything we do.

Our main service areas are: market making; proprietary and algorithmic trading; client execution; structured products; risk management solutions; and portfolio investments.

For more information or if we can help with anything, please see [gsr.io](https://gsr.io) or contact us at [gsr@gsr.io](mailto:gsr@gsr.io).

Follow GSR for more content: [Twitter](#) [Telegram](#) [LinkedIn](#)

### Authors

Matt Kunke, Research Analyst [Twitter](#) [Telegram](#) [LinkedIn](#)  
Brian Rudick, Senior Strategist [Twitter](#) [Telegram](#) [LinkedIn](#)

### Required Disclosures

This material is provided by GSR (the "Firm") solely for informational purposes, is intended only for sophisticated, institutional investors and does not constitute an offer or commitment, a solicitation of an offer or commitment, or any advice or recommendation, to enter into or conclude any transaction (whether on the terms shown or otherwise), or to provide investment services in any state or country where such an offer or solicitation or provision would be illegal. The Firm is not and does not act as an advisor or fiduciary in providing this material. GSR is not authorised or regulated in the UK by the Financial Conduct Authority. The protections provided by the UK regulatory system will not be available to you. Specifically, information provided herein is intended for institutional persons only and is not suitable for retail persons in the United Kingdom, and no solicitation or recommendation is being made to you in regards to any products or services.

This material is not a research report, and not subject to any of the independence and disclosure standards applicable to research reports prepared pursuant to FINRA or CFTC research rules. This material is not independent of the Firm's proprietary interests, which may conflict with the interests of any counterparty of the Firm. The Firm trades instruments discussed in this material for its own account, may trade contrary to the views expressed in this material, and may have positions in other related instruments.

Information contained herein is based on sources considered to be reliable, but is not guaranteed to be accurate or complete. Any opinions or estimates expressed herein reflect a judgment made by the author(s) as of the date of publication, and are subject to change without notice. Trading and investing in digital assets involves significant risks including price volatility and illiquidity and may not be suitable for all investors. The Firm is not liable whatsoever for any direct or consequential loss arising from the use of this material. Copyright of this material belongs to GSR. Neither this material nor any copy thereof may be taken, reproduced or redistributed, directly or indirectly, without prior written permission of GSR

### Notes & Sources

All options data is based on Deribit and derivatives graphics are from Laevidas. Market returns are based on price returns for the following ETFs: VOO, QQQ, EWU, EWG, EWJ, and EWH. Onchain volumes are not considered and thus certain token volumes may be understated (e.g., stETH).

CoinGecko	Santiment	DefiLlama	CoinMarketCap	Laevidas
L2Beat	Google Finance	TradingView	Deribit	WorldCoinIndex
Cryptorank	Investing.com	NFT Price Floor	CryptoSlate	