



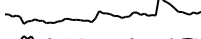







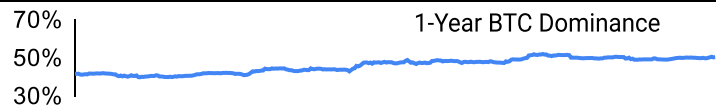
Crypto Leaderboard

Rank	Name	Ticker	Price	24h	7d	30d	24h Vol \$m	MC \$m	1-Year Chart
1	Bitcoin	BTC	\$27,383	0%	3%	6%	11,094	534,435	
2	Ethereum	ETH	\$1,635	-1%	1%	0%	7,605	196,446	
3	Tether	USDT	\$1.00	0%	0%	0%	18,185	83,113	
4	BNB	BNB	\$212	-1%	-1%	-2%	371	32,592	
5	XRP	XRP	\$0.53	4%	6%	4%	1,924	28,241	
6	USD Coin	USDC	\$1.00	0%	0%	0%	4,442	25,197	
7	Lido stETH	STETH	\$1,634	-1%	1%	1%	6	14,382	
8	Solana	SOL	\$22.9	-5%	20%	18%	581	9,516	
9	Cardano	ADA	\$0.26	-3%	4%	0%	173	8,932	
10	Dogecoin	DOGE	\$0.06	-2%	0%	-4%	205	8,582	

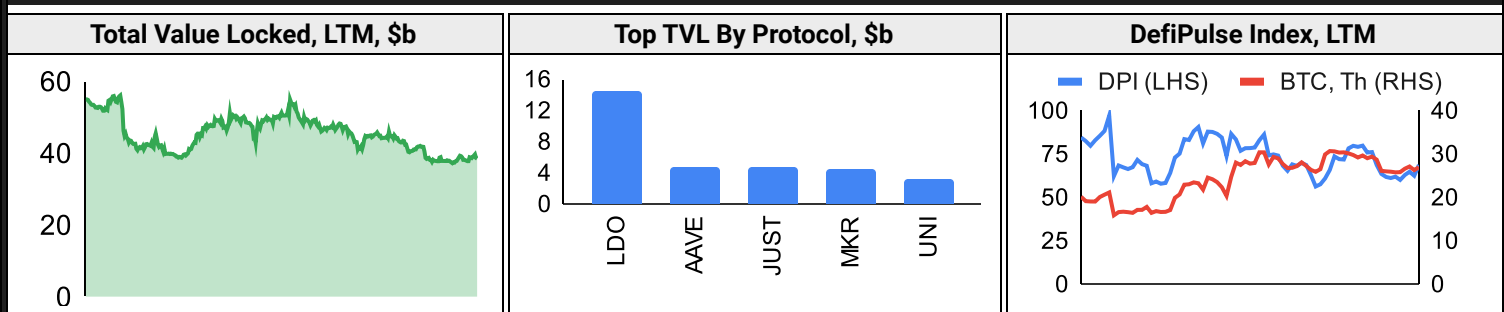
Top & Bottom Performers - Top 100 Tokens

24h		7 Days		30 Days		90 Days		365 Days	
MINA	11%	RLB	34%	KAS	50%	RLB	202%	RLB	7324%
XRP	4%	SOL	20%	RUNE	36%	KAS	137%	KAS	2109%
TWT	4%	BSV	16%	MKR	26%	RUNE	98%	INJ	314%
ICP	3%	GALA	16%	LINK	25%	XDC	60%	OKB	173%
SOL	-5%	CRV	-8%	RPL	-13%	CRV	-34%	ALGO	-72%
DYDX	-5%	LUNC	-10%	XDC	-13%	KAVA	-35%	FLOW	-75%
EOS	-5%	TON	-13%	KLAY	-14%	APE	-41%	APE	-79%
XRD	-6%	XRD	-15%	APE	-16%	RPL	-43%	LUNC	-81%

Category Performance

Category	7d	30d	90d	180d	365d	Ecosystem	7d	30d	90d	180d	365d
Lending	2%	16%	0%	1%	-33%	BSC	4%	12%	-10%	-31%	-13%
IoT/Data/Comp.	0%	7%	-12%	-32%	-40%	Tron	3%	11%	6%	2%	6%
Currency	4%	5%	-10%	-1%	5%	Avalanche	-1%	7%	-7%	-20%	-26%
DEX	3%	4%	-9%	-37%	-31%	Ethereum	1%	7%	-10%	-23%	-10%
CEXs	1%	3%	-11%	-19%	-16%	Polygon	1%	5%	-14%	-35%	-20%
Smart Contract	3%	2%	-15%	-33%	-37%	Polkadot	-2%	5%	-15%	-38%	-32%
Scaling	2%	1%	-19%	-47%	-32%	Cosmos	3%	2%	-4%	-6%	37%
Gaming/Entertai	1%	-1%	-17%	-48%	-59%	Solana	-3%	-4%	-19%	-20%	-33%
Meme	4%	-4%	-14%	-46%	-1%						
Other DeFi	-6%	-10%	-20%	-35%	-4%						
Privacy	-13%	-12%	-30%	-46%	-50%						

DeFi



Trading Volume

Aggregate Volumes by Product, \$b					Top Derivatives Exchanges, \$m and bps					Top Spot Exchanges, \$m		
Product	1d	7d	30d	O/I	Exchange	1d Vol	O/I	Mkr	Tkr	Exchange	Score	1d Vol
Spot	14	105	412	n/a	Binance	27,594	7,919	2.0	4.0	Binance	9.9	5,319
Perpetuals	81	1,080	4,200	126	Bybit	7,673	4,784	2.0	5.5	Coinbase	8.4	870
Futures	0	3	9	1	OKX	9,549	3,257	2.0	5.0	Kraken	8.2	543
Options	1	8	26	n/a	KuCoin	1,178	1,167	2.0	6.0	KuCoin	7.4	313

Daily Spot Volume, Top 100 Tokens Last 20d, \$b				Top Volume, 1d, \$m		Top Volume, %20d Avg		Low Volume, %20d Avg	
				USDT	25,323	TWT	380%	LUNC	2%
				BTC	11,047	BSV	314%	TON	32%
				ETH	4,983	MINA	279%	IMX	37%
				USDC	2,560	RLB	267%	USDP	41%
				XRP	1,783	GALA	210%	BTT	48%

Traditional Finance

Global Equity Markets							SPX vs. BTC, LTM	
	US	USGrwth	UK	Germany	Japan	HK		
1D	0%	1%	-1%	0%	-1%	0%		
7D	-1%	1%	-3%	-1%	-5%	-1%		
90D	-4%	-3%	-2%	-7%	-5%	-10%		
365D	12%	27%	10%	20%	13%	-10%		

10-Year Treasury Yields							Commodities & FX					
	US	Brazil	UK	Germany	Japan	HK		WTI	Gas	Gold	USD/EUR	USD/JPY
Last	4.78%	12.08%	4.70%	2.97%	0.79%	4.43%	Last	86.4	3.02	1,834	0.95	149.0
1d Chg	-0.02	0.20	0.10	0.02	-0.01	-0.06	1d % Chg	-3.2%	2.4%	-0.4%	-0.3%	0.0%

Volatility

Annualized Volatility							Rolling 3M Annualized Volatility, LTM			
	BTC	ETH	BNB	XRP	SOL	ADA				
30D	26%	33%	21%	36%	64%	31%				
90D	31%	33%	31%	158%	72%	63%				
180D	37%	40%	39%	116%	72%	59%				
365D	46%	56%	51%	99%	106%	66%				

Correlations

Intra-Crypto Correlations, LTM							Rolling 3M Correlations, LTM				
	BTC	ETH	BNB	XRP	SOL	ADA					
BTC											
ETH	0.89										
BNB	0.74	0.76									
XRP	0.49	0.56	0.45								
SOL	0.74	0.77	0.69	0.50							
ADA	0.74	0.80	0.71	0.70	0.73						

Stablecoins

Stablecoin Market Size and Volume, \$m					Market Cap Dominance, LTM	
Ticker	Price	1d Vol	20d Avg Vol	Market Cap		
USDT	1.00	25,323	23,733	83,368		
USDC	1.00	2,560	2,552	25,324		
DAI	1.00	79	84	5,345		
TUSD	1.00	313	285	3,442		
BUSD	1.00	550	681	2,246		
USDD	1.00	25	19	728		

Ethereum Mainnet & Layer 2s

Mainnet & Layer 2 Transactions (m/day) and L2 TVL (\$m)					Transactions (m/day), Rolling 90-Day Average, LTM	
Network	1d	30d Avg	TVL	Tech Type		
Ethereum	1.0	1.0	-	Mainnet		
zkSync Era	0.9	1.0	473	ZKR		
Base	0.7	0.9	552	ORU		
Starknet	0.6	0.7	140	ZKR		
Arbitrum One	0.7	0.6	5,950	ORU		
OP Mainnet	0.3	0.3	2,750	ORU		
Mantle	0.2	0.2	90	Optimium		
Immutable X	0.2	0.2	97	App-specific Validium		
dYdX	0.2	0.2	343	App-specific ZKR		
Linea	0.2	0.1	66	ZKR		

Layer 2 Token Performance & Market Cap (\$m)					
	MATIC	MNT	OP	ARB	IMX
30d Return	5%	-9%	-3%	-3%	4%
Market Cap	5,390	1,310	1,140	1,110	663

NFTs and DAOs

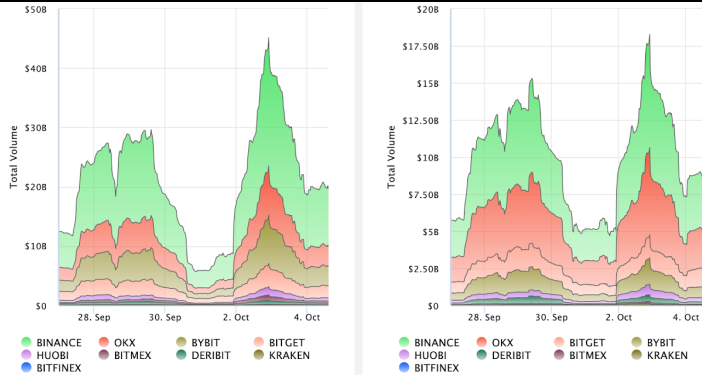
NFT Collection Stats (in ETH)						DAO Treasury Amount (\$m) and Composition					
Collection	Floor	Listings	3M Ret.	3M Vol	Market Cap	DAO	Treasury	Stables	BTC/ETH	Own Tokens	Other
CryptoPunks	44.0	1,064	0%	25,666	440,000	Arbitrum	3,185	0%	0%	100%	0%
Bored Ape	26.3	499	-5%	138,308	262,800	Mantle	3,113	8%	14%	39%	39%
Autoglyphs	199.0	6	0%	712	101,888	Uniswap	1,829	0%	0%	100%	0%
Mutant Ape	4.9	626	-13%	81,590	96,236	Optimism	1,198	0%	0%	100%	0%
Squiggle	9.6	219	2%	3,336	95,443	ENS	596	3%	5%	92%	0%
Fidenza	50.0	35	-28%	1,109	49,940	Ethereum	522	0%	100%	0%	0%
Pudgy Penguins	5.3	397	36%	19,528	47,098	Golem	287	0%	96%	4%	0%
Azuki	4.2	401	-33%	57,391	42,440	Lido	244	3%	25%	72%	0%
The Sandbox	0.2	435	-25%	389	40,672	Volta Club	225	58%	0%	11%	31%
Decentraland	0.4	137	-25%	92	36,014	Stargate	210	19%	0%	80%	1%

Crypto News

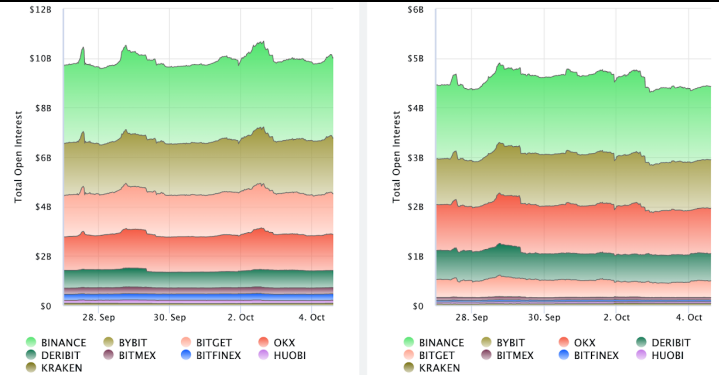
- [CleanSpark Releases September 2023 Bitcoin Mining Update - PR Newswire](#)
- [Lack of U.S. Crypto Laws Irrelevant to Bankman-Fried Allegations, DOJ Says - CoinDesk](#)
- [Coinbase's Attempt to End SEC Lawsuit Should Be Rejected, U.S. Regulator Argues - CoinDesk](#)
- [Why Intel Exchanges Raise a Dilemma for Compliance - CoinDesk](#)
- [The Truth Behind Cuba's Bitcoin Revolution: An on-the-ground report - Cointelegraph](#)
- [El Salvador launches first Bitcoin mining pool as Volcano Energy partners with Luxor - Cointelegraph](#)
- [Bank of Korea to start CBDC infrastructure pilot - Cointelegraph](#)
- [UK to launch Digital Securities Sandbox in Q1 2024 - Cointelegraph](#)
- [Lawyers debate over Ripple case after rejection of SEC's motion for appeal - Cointelegraph](#)

Crypto Futures

Futures Volume (BTC LHS ; ETH RHS), 1d



Futures Open Interest (BTC LHS ; ETH RHS)



Volume Weighted Funding Rate (BTC LHS ; ETH RHS), 1d

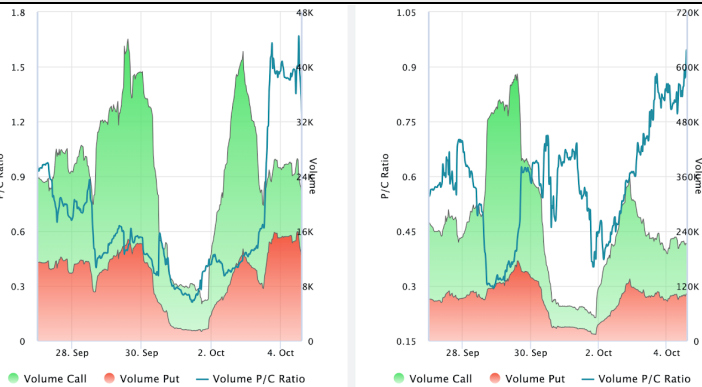


Liquidations (BTC LHS ; ETH RHS), 1d

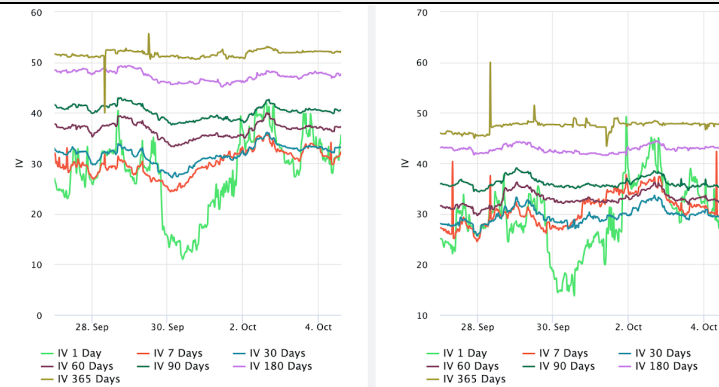


Crypto Options

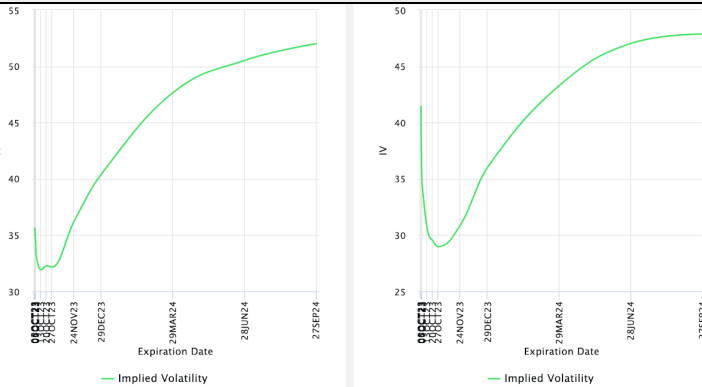
Options Volume & Put/Call Ratio (BTC LHS ; ETH RHS), 1d



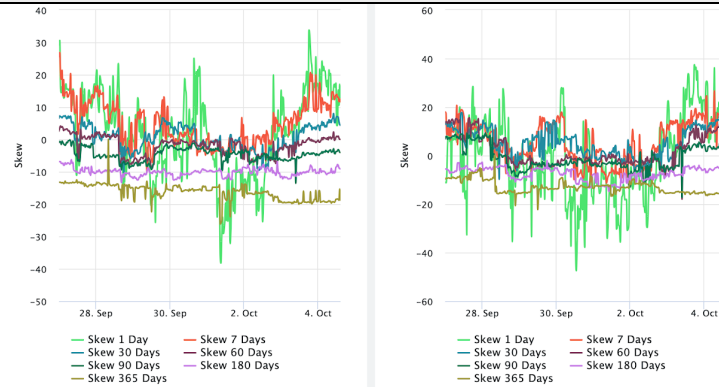
ATM Implied Volatility (BTC LHS ; ETH RHS)



ATM Implied Vol Term Structure (BTC LHS ; ETH RHS)



25 Delta Skew (BTC LHS ; ETH RHS)



About GSR

GSR is a global leader in digital asset trading, market making, OTC derivatives, and investments. We operate in a culture of excellence and leverage our first-rate reputation, deep relationships and proprietary trading technology to move swiftly and capitalize on market opportunities.

GSR's experienced team brings together decades of institutional trading expertise, while our industry-leading proprietary technology stack anchors everything we do.

Our main service areas are: market making; proprietary and algorithmic trading; client execution; structured products; risk management solutions; and portfolio investments.

For more information or if we can help with anything, please see gsr.io or contact us at gsr@gsr.io.

Follow GSR for more content: [Twitter](#) [Telegram](#) [LinkedIn](#)

Authors

Matt Kunke, Research Analyst [Twitter](#) [Telegram](#) [LinkedIn](#)
Brian Rudick, Senior Strategist [Twitter](#) [Telegram](#) [LinkedIn](#)

Required Disclosures

This material is provided by GSR (the "Firm") solely for informational purposes, is intended only for sophisticated, institutional investors and does not constitute an offer or commitment, a solicitation of an offer or commitment, or any advice or recommendation, to enter into or conclude any transaction (whether on the terms shown or otherwise), or to provide investment services in any state or country where such an offer or solicitation or provision would be illegal. The Firm is not and does not act as an advisor or fiduciary in providing this material.

This material is not a research report, and not subject to any of the independence and disclosure standards applicable to research reports prepared pursuant to FINRA or CFTC research rules. This material is not independent of the Firm's proprietary interests, which may conflict with the interests of any counterparty of the Firm. The Firm trades instruments discussed in this material for its own account, may trade contrary to the views expressed in this material, and may have positions in other related instruments.

Information contained herein is based on sources considered to be reliable, but is not guaranteed to be accurate or complete. Any opinions or estimates expressed herein reflect a judgment made by the author(s) as of the date of publication, and are subject to change without notice. Trading and investing in digital assets involves significant risks including price volatility and illiquidity and may not be suitable for all investors. The Firm is not liable whatsoever for any direct or consequential loss arising from the use of this material. Copyright of this material belongs to GSR. Neither this material nor any copy thereof may be taken, reproduced or redistributed, directly or indirectly, without prior written permission of GSR.

Notes & Sources

All options data is based on Deribit and derivatives graphics are from Laevidas. Market returns are based on price returns for the following ETFs: VOO, QQQ, EWU, EWG, EWJ, and EWH. Onchain volumes are not considered and thus certain token volumes may be understated (e.g., stETH).

CoinGecko	Santiment	DefiLlama	CoinMarketCap	Laevidas
L2Beat	Google Finance	TradingView	Deribit	WorldCoinIndex
Cryptorank	Investing.com	NFT Price Floor	CryptoSlate	