

Crypto Leaderboard

Rank	Name	Ticker	Price	24h	7d	30d	24h Vol \$m	MC \$m	1-Year Chart
1	Bitcoin	BTC	\$27,976	2%	6%	8%	12,891	545,670	
2	Ethereum	ETH	\$1,643	0%	1%	0%	7,747	197,462	
3	Tether	USDT	\$1.00	0%	0%	0%	15,819	83,488	
4	BNB	BNB	\$213	0%	0%	-1%	339	32,731	
5	XRP	XRP	\$0.53	-1%	5%	4%	983	28,050	
6	USD Coin	USDC	\$1.00	0%	0%	0%	4,465	25,233	
7	Lido stETH	STETH	\$1,642	0%	1%	1%	6	14,462	
8	Solana	SOL	\$23.4	1%	22%	15%	434	9,670	
9	Cardano	ADA	\$0.26	3%	7%	2%	109	9,175	
10	Dogecoin	DOGE	\$0.06	1%	1%	-4%	144	8,653	

Top & Bottom Performers - Top 100 Tokens

24h		7 Days		30 Days		90 Days		365 Days	
TWT	14%	RLB	32%	KAS	42%	RLB	161%	RLB	7820%
AAVE	7%	SOL	22%	RUNE	34%	KAS	112%	KAS	1979%
TON	5%	TWT	22%	MKR	30%	RUNE	99%	INJ	297%
RLB	5%	BSV	17%	RNDR	26%	MKR	57%	OKB	178%
RPL	-3%	FXS	-7%	QNT	-12%	GALA	-38%	CHZ	-72%
MATIC	-3%	CRV	-7%	RPL	-12%	CRV	-39%	FLOW	-75%
GALA	-3%	LUNC	-9%	KLAY	-14%	APE	-41%	APE	-78%
XRD	-3%	XRD	-18%	APE	-16%	RPL	-44%	LUNC	-81%

Category Performance

Category	7d	30d	90d	180d	365d	Ecosystem	7d	30d	90d	180d	365d
Lending	-2%	18%	1%	4%	-30%	Tron	3%	12%	6%	3%	9%
IoT/Data/Comp.	-1%	6%	-11%	-31%	-40%	BSC	4%	12%	-8%	-29%	-13%
Currency	2%	6%	-11%	1%	6%	Ethereum	-2%	8%	-9%	-21%	-9%
CEXs	1%	4%	-12%	-19%	-15%	Avalanche	-2%	7%	-6%	-18%	-25%
DEX	1%	3%	-10%	-36%	-30%	Polygon	0%	5%	-14%	-33%	-19%
Privacy	1%	3%	-20%	-38%	-43%	Polkadot	-3%	2%	-16%	-37%	-31%
Smart Contract	1%	2%	-15%	-32%	-36%	Cosmos	1%	2%	-2%	-4%	39%
Other DeFi	1%	1%	-11%	-26%	3%	Solana	2%	1%	-8%	-12%	-26%
Scaling	-1%	0%	-20%	-47%	-32%						
Gaming/Entertai	0%	-2%	-17%	-47%	-58%						
Meme	3%	-3%	-14%	-44%	5%						

DeFi

Total Value Locked, LTM, \$b

Top TVL By Protocol, \$b

DefiPulse Index, LTM

Trading Volume

Aggregate Volumes by Product, \$b					Top Derivatives Exchanges, \$m and bps					Top Spot Exchanges, \$m		
Product	1d	7d	30d	O/I	Exchange	1d Vol	O/I	Mkr	Tkr	Exchange	Score	1d Vol
Spot	13	109	425	n/a	Binance	23,395	8,167	2.0	4.0	Binance	9.9	4,691
Perpetuals	94	1,110	4,290	137	Bybit	6,662	4,922	2.0	5.5	Coinbase	8.5	783
Futures	0	3	10	1	OKX	8,746	3,454	2.0	5.0	Kraken	8.4	467
Options	1	8	26	n/a	KuCoin	867	1,191	2.0	6.0	KuCoin	7.4	244

Daily Spot Volume, Top 100 Tokens Last 20d, \$b				Top Volume, 1d, \$m		Top Volume, %20d Avg		Low Volume, %20d Avg	
				USDT	17,758	TWT	834%	LUNC	1%
				BTC	10,945	PAXG	451%	IMX	32%
				ETH	4,759	RUNE	395%	HT	33%
				USDC	2,385	MINA	281%	XEC	34%
				XRP	929	AVAX	189%	CRV	41%

Traditional Finance

Global Equity Markets							SPX vs. BTC, LTM	
	US	USGrwth	UK	Germany	Japan	HK		
1D	0%	0%	1%	1%	2%	0%	40,000	8,000
7D	-1%	0%	-2%	-2%	-3%	0%	30,000	6,000
90D	-3%	-2%	-1%	-7%	-4%	-10%	20,000	4,000
365D	12%	27%	13%	23%	16%	-11%	10,000	2,000

10-Year Treasury Yields							Commodities & FX					
	US	Brazil	UK	Germany	Japan	HK	Last	WTI	Gas	Gold	USD/EUR	USD/JPY
Last	4.72%	11.97%	4.60%	2.90%	0.80%	4.33%	Last	83.0	3.04	1,833	0.95	148.6
1d Chg	-0.02	0.00	0.02	-0.04	0.00	-0.06	1d % Chg	-1.4%	2.5%	-0.1%	-0.2%	-0.3%

Volatility

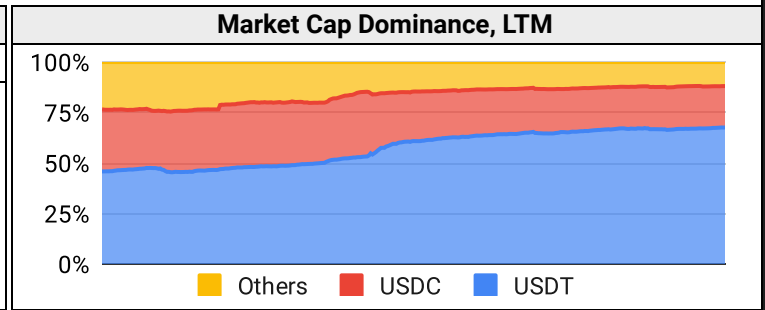
Annualized Volatility							Rolling 3M Annualized Volatility, LTM					
	BTC	ETH	BNB	XRP	SOL	ADA						
30D	27%	32%	21%	36%	62%	30%	120%	80%	40%	0%		
90D	31%	33%	31%	158%	70%	63%						
180D	37%	40%	39%	116%	72%	59%						
365D	46%	56%	51%	99%	106%	66%						

Correlations

Intra-Crypto Correlations, LTM							Rolling 3M Correlations, LTM					
	BTC	ETH	BNB	XRP	SOL	ADA						
BTC							0.80					
ETH	0.89											
BNB	0.74	0.76										
XRP	0.49	0.56	0.45									
SOL	0.74	0.77	0.69	0.50								
ADA	0.74	0.80	0.71	0.70	0.73							

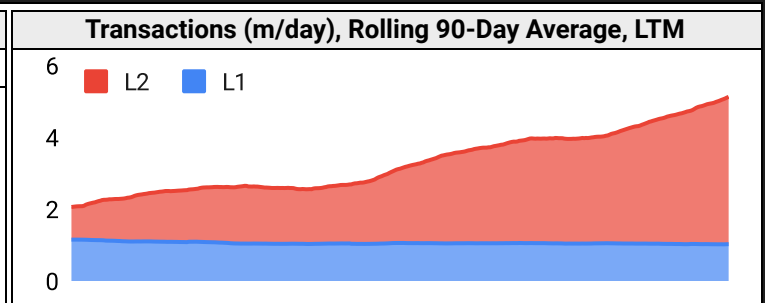
Stablecoins

Stablecoin Market Size and Volume, \$m				
Ticker	Price	1d Vol	20d Avg Vol	Market Cap
USDT	1.00	17,758	23,448	83,372
USDC	1.00	2,385	2,538	25,254
DAI	1.00	101	86	5,349
TUSD	1.00	363	290	3,435
BUSD	1.00	564	676	2,240
USDD	1.00	28	19	729



Ethereum Mainnet & Layer 2s

Mainnet & Layer 2 Transactions (m/day) and L2 TVL (\$m)				
Network	1d	30d Avg	TVL	Tech Type
Ethereum	1.0	1.0	-	Mainnet
zkSync Era	0.9	1.0	480	ZKR
Base	0.7	0.9	554	ORU
Starknet	0.6	0.7	139	ZKR
Arbitrum One	0.6	0.6	5,900	ORU
OP Mainnet	0.2	0.3	2,760	ORU
Mantle	0.3	0.2	90	Optimium
Immutable X	0.2	0.2	90	App-specific Validium
dYdX	0.2	0.2	343	App-specific ZKR
Linea	0.2	0.1	67	ZKR



Layer 2 Token Performance & Market Cap (\$m)

	MATIC	MNT	OP	ARB	IMX
30d Return	1%	-5%	-1%	-2%	4%
Market Cap	5,250	1,310	1,160	1,120	665

NFTs and DAOs

NFT Collection Stats (in ETH)					
Collection	Floor	Listings	3M Ret.	3M Vol	Market Cap
CryptoPunks	43.9	1,059	-2%	25,851	438,500
Bored Ape	26.4	490	-12%	134,352	263,900
Autoglyphs	199.0	6	0%	712	101,888
Mutant Ape	5.0	617	-16%	80,335	98,373
Squiggle	9.6	217	6%	3,245	95,443
Fidenza	65.0	34	-7%	1,109	64,935
Pudgy Penguins	5.6	426	46%	19,805	50,208
Azuki	4.2	394	-35%	55,950	41,899
The Sandbox	0.2	423	-35%	385	36,420
Decentraland	0.4	131	-26%	91	36,014

DAO Treasury Amount (\$m) and Composition					
DAO	Treasury	Stables	BTC/ETH	Own Tokens	Other
Arbitrum	3,146	0%	0%	100%	0%
Mantle	3,116	8%	14%	39%	39%
Uniswap	1,813	0%	0%	100%	0%
Optimism	1,189	0%	0%	100%	0%
ENS	595	3%	5%	92%	0%
Ethereum	517	0%	100%	0%	0%
Golem	284	0%	96%	4%	0%
Lido	238	3%	25%	72%	0%
Volta Club	222	59%	0%	10%	31%
Stargate	205	18%	0%	80%	1%

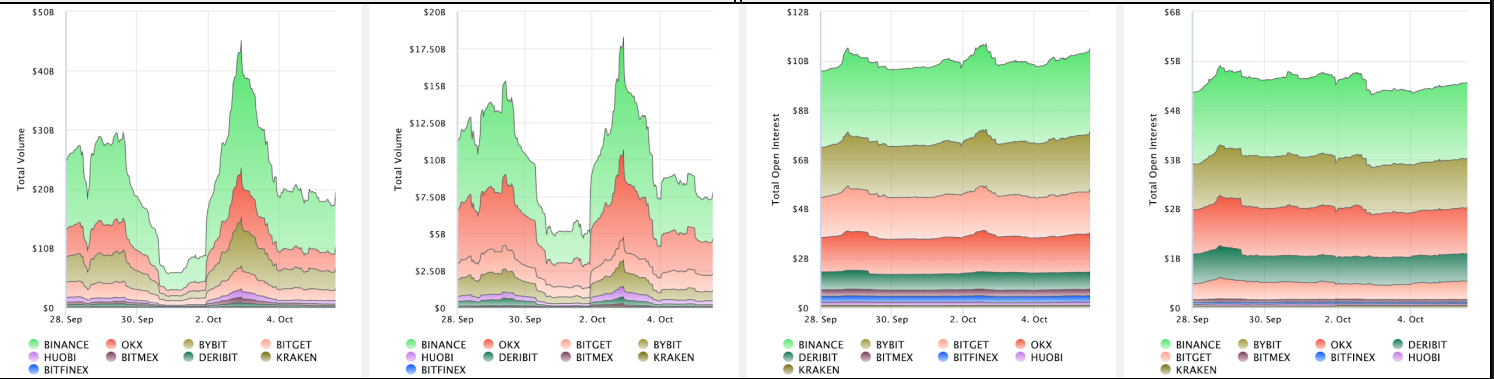
Crypto News

- [Polygon Co-Founder Jaynti Kanani Steps Down - CoinDesk](#)
- [No Jury Yet, but We're Getting There - CoinDesk](#)
- [DeFi Project Yield Protocol to Wind Down by Year's End - CoinDesk](#)
- [Stellar, PwC publish 'framework' to judge emerging market blockchain projects - Cointelegraph](#)
- [Google Assistant will soon incorporate Bard AI chat service - Cointelegraph](#)
- [DAOs can help scientists find funding and community, says Nature science journal - Cointelegraph](#)
- [Alameda sent \\$4.1B of FTT tokens to FTX before crash: Nansen report - Cointelegraph](#)
- [Crypto VC: Token investing and the next bull run with Digital Wave Finance - Cointelegraph](#)

Crypto Futures

Futures Volume (BTC LHS ; ETH RHS), 1d

Futures Open Interest (BTC LHS ; ETH RHS)



Volume Weighted Funding Rate (BTC LHS ; ETH RHS), 1d

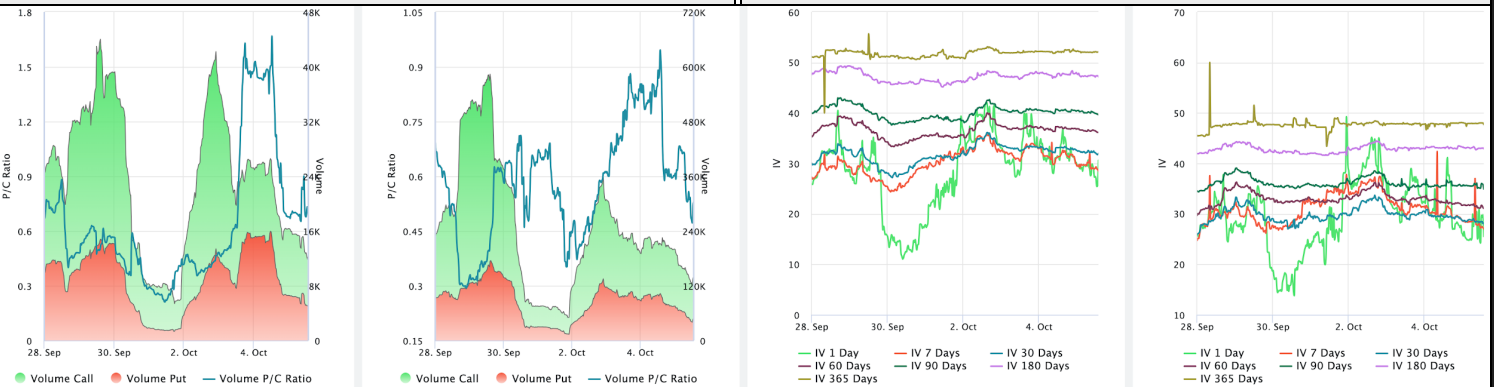
Liquidations (BTC LHS ; ETH RHS), 1d



Crypto Options

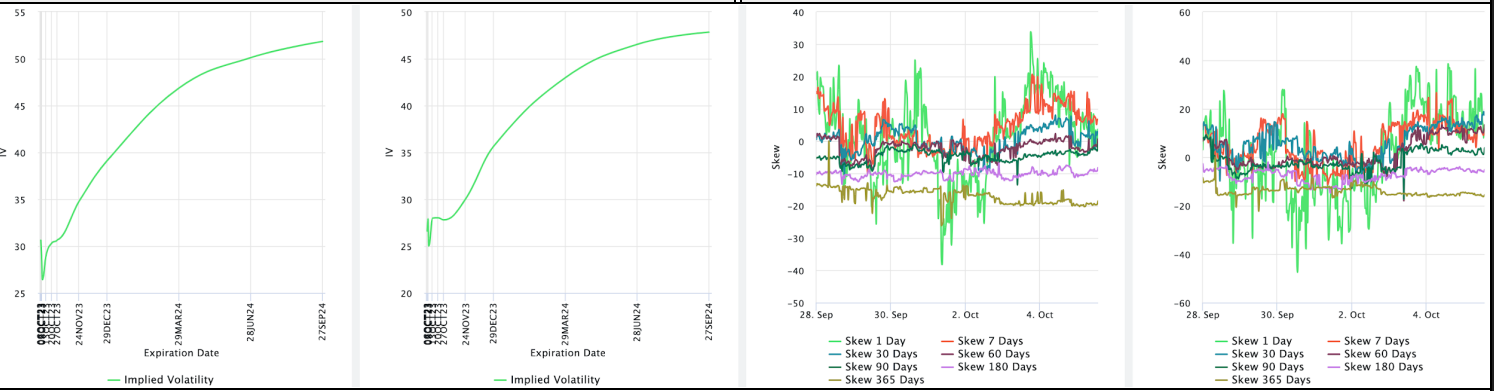
Options Volume & Put/Call Ratio (BTC LHS ; ETH RHS), 1d

ATM Implied Volatility (BTC LHS ; ETH RHS)



ATM Implied Vol Term Structure (BTC LHS ; ETH RHS)

25 Delta Skew (BTC LHS ; ETH RHS)



About GSR

GSR is a global leader in digital asset trading, market making, OTC derivatives, and investments. We operate in a culture of excellence and leverage our first-rate reputation, deep relationships and proprietary trading technology to move swiftly and capitalize on market opportunities.

GSR's experienced team brings together decades of institutional trading expertise, while our industry-leading proprietary technology stack anchors everything we do.

Our main service areas are: market making; proprietary and algorithmic trading; client execution; structured products; risk management solutions; and portfolio investments.

For more information or if we can help with anything, please see gsr.io or contact us at gsr@gsr.io.

Follow GSR for more content: [Twitter](#) [Telegram](#) [LinkedIn](#)

Authors

Matt Kunke, Research Analyst [Twitter](#) [Telegram](#) [LinkedIn](#)
Brian Rudick, Senior Strategist [Twitter](#) [Telegram](#) [LinkedIn](#)

Required Disclosures

This material is provided by GSR (the "Firm") solely for informational purposes, is intended only for sophisticated, institutional investors and does not constitute an offer or commitment, a solicitation of an offer or commitment, or any advice or recommendation, to enter into or conclude any transaction (whether on the terms shown or otherwise), or to provide investment services in any state or country where such an offer or solicitation or provision would be illegal. The Firm is not and does not act as an advisor or fiduciary in providing this material.

This material is not a research report, and not subject to any of the independence and disclosure standards applicable to research reports prepared pursuant to FINRA or CFTC research rules. This material is not independent of the Firm's proprietary interests, which may conflict with the interests of any counterparty of the Firm. The Firm trades instruments discussed in this material for its own account, may trade contrary to the views expressed in this material, and may have positions in other related instruments.

Information contained herein is based on sources considered to be reliable, but is not guaranteed to be accurate or complete. Any opinions or estimates expressed herein reflect a judgment made by the author(s) as of the date of publication, and are subject to change without notice. Trading and investing in digital assets involves significant risks including price volatility and illiquidity and may not be suitable for all investors. The Firm is not liable whatsoever for any direct or consequential loss arising from the use of this material. Copyright of this material belongs to GSR. Neither this material nor any copy thereof may be taken, reproduced or redistributed, directly or indirectly, without prior written permission of GSR.

Notes & Sources

All options data is based on Deribit and derivatives graphics are from Laevidas. Market returns are based on price returns for the following ETFs: VOO, QQQ, EWU, EWG, EWJ, and EWH. Onchain volumes are not considered and thus certain token volumes may be understated (e.g., stETH).

CoinGecko	Santiment	DefiLlama	CoinMarketCap	Laevidas
L2Beat	Google Finance	TradingView	Deribit	WorldCoinIndex
Cryptorank	Investing.com	NFT Price Floor	CryptoSlate	