

## Crypto Leaderboard

Rank	Name	Ticker	Price	24h	7d	30d	24h Vol \$m	MC \$m	1-Year Chart
1	Bitcoin	BTC	\$27,416	-2%	-3%	6%	11,083	534,844	
2	Ethereum	ETH	\$1,586	-2%	-8%	-3%	8,151	190,722	
3	Tether	USDT	\$1.00	0%	0%	0%	16,466	83,290	
4	BNB	BNB	\$207	-2%	-6%	-3%	318	31,753	
5	XRP	XRP	\$0.50	-4%	-4%	-1%	829	26,700	
6	USD Coin	USDC	\$1.00	0%	0%	0%	4,696	25,467	
7	Lido stETH	STETH	\$1,586	-2%	-9%	-2%	15	13,978	
8	Solana	SOL	\$22.2	-4%	-8%	14%	316	9,202	
9	Cardano	ADA	\$0.25	-2%	-6%	-1%	114	9,086	
10	Dogecoin	DOGE	\$0.06	-4%	-8%	-7%	258	8,297	

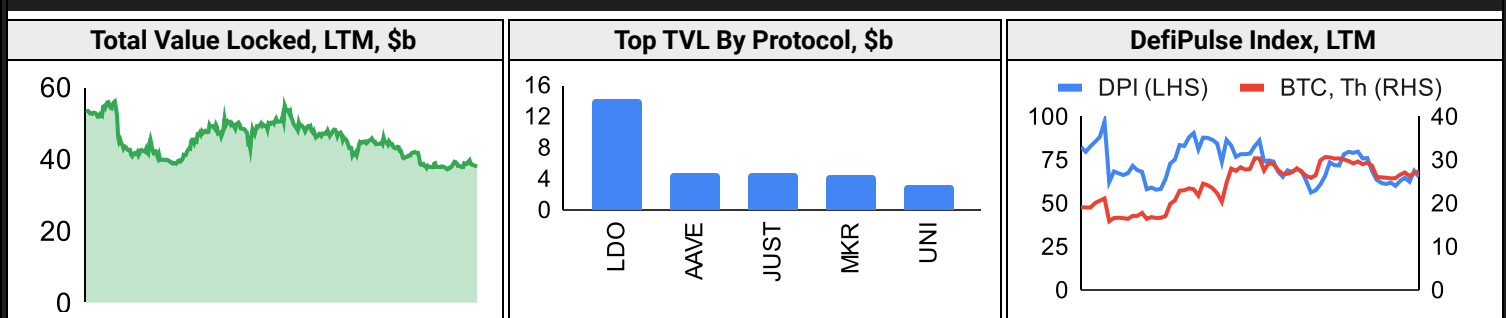
## Top & Bottom Performers - Top 100 Tokens

24h		7 Days		30 Days		90 Days		365 Days	
XAUT	1%	TWT	19%	KAS	21%	RLB	113%	RLB	5794%
XMR	0%	TKX	13%	TWT	21%	KAS	93%	KAS	1593%
FDUSD	0%	XMR	3%	MKR	20%	RUNE	65%	INJ	290%
RPL	0%	LEO	2%	LINK	19%	XDC	58%	RNDR	278%
RUNE	-5%	APE	-17%	RLB	-16%	CRV	-43%	CHZ	-73%
SUI	-5%	ARB	-18%	XLM	-20%	RPL	-45%	FLOW	-75%
TWT	-6%	XRD	-19%	APE	-22%	GALA	-45%	APE	-80%
RLB	-12%	RUNE	-25%	XRD	-24%	APE	-46%	LUNC	-82%

## Category Performance

Category	7d	30d	90d	180d	365d	Ecosystem	7d	30d	90d	180d	365d
Lending	-7%	9%	-6%	-6%	-36%	Tron	-3%	7%	3%	1%	7%
IoT/Data/Comp.	-3%	5%	-10%	-31%	-38%	Ethereum	-3%	7%	-11%	-24%	-10%
DEX	-3%	1%	-11%	-39%	-30%	BSC	-2%	6%	-9%	-35%	-14%
Privacy	-2%	0%	-19%	-39%	-43%	Avalanche	-5%	3%	-10%	-23%	-28%
Currency	-6%	0%	-14%	-7%	1%	Polygon	-5%	1%	-16%	-38%	-22%
Other DeFi	-4%	-2%	-15%	-31%	2%	Polkadot	-6%	-2%	-19%	-40%	-33%
CEXs	-2%	-3%	-16%	-28%	-15%	Solana	-3%	-3%	-12%	-18%	-28%
Smart Contract	-5%	-3%	-19%	-37%	-37%	Cosmos	-6%	-3%	-8%	-12%	32%
Scaling	-8%	-4%	-24%	-50%	-33%						
Gaming/Entertai	-7%	-6%	-22%	-51%	-60%						
Meme	-7%	-8%	-18%	-47%	2%						

## DeFi



## Trading Volume

Aggregate Volumes by Product, \$b					Top Derivatives Exchanges, \$m and bps					Top Spot Exchanges, \$m		
Product	1d	7d	30d	O/I	Exchange	1d Vol	O/I	Mkr	Tkr	Exchange	Score	1d Vol
Spot	13	97	411	n/a	Binance	25,318	8,126	2.0	4.0	Binance	9.9	4,934
Perpetuals	87	717	3,960	137	Bybit	7,271	4,902	2.0	5.5	Coinbase	8.5	579
Futures	0	2	9	1	OKX	9,787	3,296	2.0	5.0	Kraken	8.3	369
Options	1	6	25	n/a	KuCoin	764	1,150	2.0	6.0	Bybit	7.3	824

Daily Spot Volume, Top 100 Tokens Last 20d, \$b				Top Volume, 1d, \$m		Top Volume, %20d Avg		Low Volume, %20d Avg	
				USDT	16,795	PAXG	196%	LUNC	1%
				BTC	10,146	STETH	168%	RUNE	22%
				ETH	4,725	XAUT	162%	RETH	22%
				USDC	2,239	XDC	158%	IMX	27%
				XRP	787	TWT	152%	HBAR	41%

## Traditional Finance

Global Equity Markets							SPX vs. BTC, LTM				
	US	USGrwth	UK	Germany	Japan	HK					
1D	1%	2%	1%	1%	0%	2%					
7D	0%	2%	-1%	0%	-2%	1%					
90D	-2%	0%	0%	-6%	-4%	-8%					
365D	17%	31%	22%	31%	19%	-6%					

10-Year Treasury Yields							Commodities & FX					
	US	Brazil	UK	Germany	Japan	HK	Last	WTI	Gas	Gold	USD/EUR	USD/JPY
Last	4.68%	11.98%	4.58%	2.84%	0.80%	4.26%	Last	85.9	3.37	1,862	0.95	149.0
1d Chg	-0.10	-0.25	0.01	-0.05	0.00	-0.06	1d % Chg	3.8%	0.8%	0.9%	0.4%	-0.2%

## Volatility

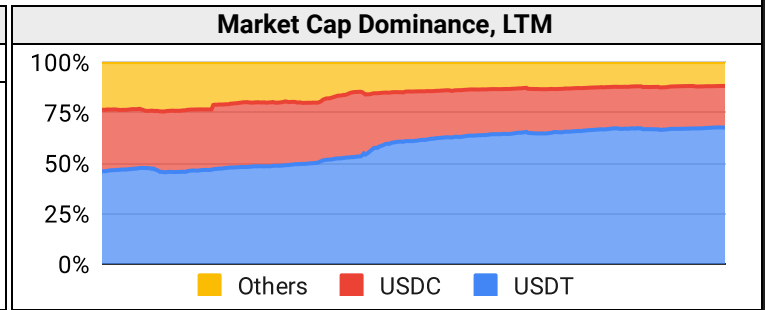
Annualized Volatility							Rolling 3M Annualized Volatility, LTM				
	BTC	ETH	BNB	XRP	SOL	ADA					
30D	28%	35%	23%	38%	64%	32%					
90D	32%	34%	29%	158%	71%	63%					
180D	36%	40%	39%	116%	71%	59%					
365D	46%	56%	51%	99%	106%	66%					

## Correlations

Intra-Crypto Correlations, LTM							Rolling 3M Correlations, LTM				
	BTC	ETH	BNB	XRP	SOL	ADA					
BTC											
ETH	0.89										
BNB	0.74	0.76									
XRP	0.49	0.57	0.45								
SOL	0.74	0.77	0.69	0.51							
ADA	0.74	0.80	0.71	0.71	0.73						

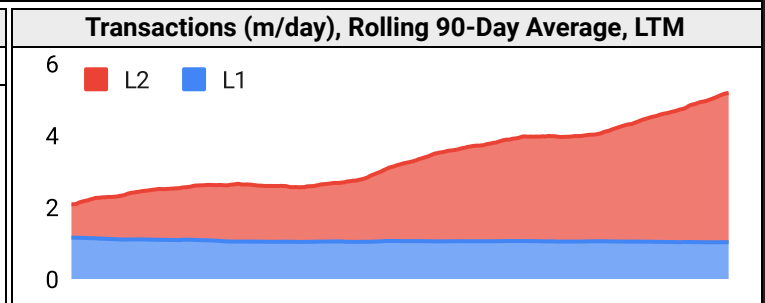
## Stablecoins

Stablecoin Market Size and Volume, \$m				
Ticker	Price	1d Vol	20d Avg Vol	Market Cap
USDT	1.00	16,795	22,968	83,483
USDC	1.00	2,239	2,445	25,537
DAI	1.00	85	83	5,342
TUSD	1.00	146	252	3,417
BUSD	1.00	488	650	2,214
USDD	1.00	18	20	729



## Ethereum Mainnet & Layer 2s

Mainnet & Layer 2 Transactions (m/day) and L2 TVL (\$m)				
Network	1d	30d Avg	TVL	Tech Type
Ethereum	0.9	1.0	-	Mainnet
zkSync Era	1.0	1.0	409	ZKR
Base	0.5	1.0	550	ORU
Starknet	0.6	0.6	152	ZKR
Arbitrum One	0.5	0.6	5,730	ORU
OP Mainnet	0.2	0.3	2,630	ORU
Mantle	0.3	0.3	130	Optimium
Immutable X	0.1	0.2	90	App-specific Validium
dYdX	0.1	0.2	342	App-specific ZKR
Linea	0.4	0.2	69	ZKR



### Layer 2 Token Performance & Market Cap (\$m)

	MATIC	MNT	OP	ARB	IMX
30d Return	-1%	-9%	-6%	-10%	-1%
Market Cap	5,000	1,220	1,070	1,030	649

## NFTs and DAOs

NFT Collection Stats (in ETH)					
Collection	Floor	Listings	3M Ret.	3M Vol	Market Cap
CryptoPunks	45.0	1,057	-7%	25,363	450,000
Bored Ape	26.2	515	-20%	123,777	262,000
Mutant Ape	5.0	639	-23%	72,410	97,132
Squiggle	9.5	230	-2%	3,169	94,943
Autoglyphs	180.0	5	-10%	712	92,160
Fidenza	50.0	34	-41%	963	49,940
Pudgy Penguins	5.1	461	33%	20,213	45,507
Azuki	4.2	396	-39%	43,984	41,999
The Sandbox	0.2	398	-26%	413	39,139
Decentraland	0.4	140	-17%	83	37,289

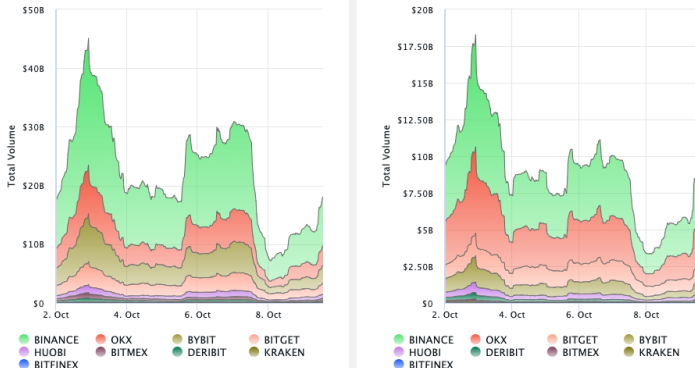
DAO Treasury Amount (\$m) and Composition					
DAO	Treasury	Stables	BTC/ETH	Own Tokens	Other
Arbitrum	2,909	0%	0%	100%	0%
Uniswap	1,774	0%	0%	100%	0%
Mantle	1,765	12%	24%	0%	64%
Optimism	1,108	0%	0%	100%	0%
ENS	530	4%	1%	96%	0%
Ethereum	504	0%	100%	0%	0%
Golem	277	0%	95%	5%	0%
Lido	234	3%	25%	72%	0%
Volta Club	223	59%	0%	10%	31%
IndiaCovidRel	202	99%	1%	0%	1%

## Crypto News

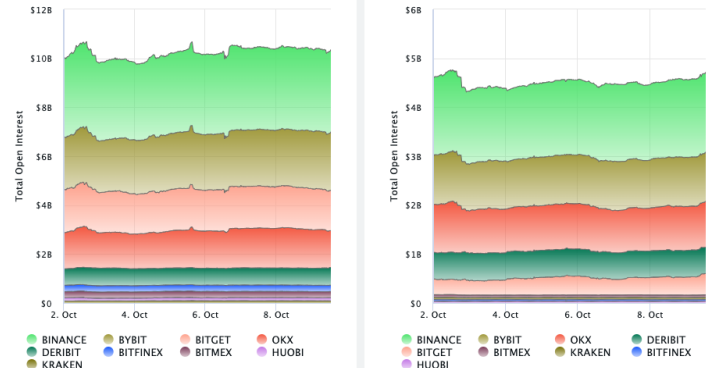
- [War, CPI and \\$28K BTC price — 5 things to know in Bitcoin this week - Cointelegraph](#)
- [Crypto Market Stable, Oil Prices Surge as Hamas Attack on Israel Jolts Markets - CoinDesk](#)
- [FTX used Python code to fake its insurance fund figure — Gary Wang - Cointelegraph](#)
- [Crypto exchange Upbit targeted by hackers 159K times in H1: Report - Cointelegraph](#)
- [Pfizer-backed VitaDAO spins out biotech company - Blockworks](#)
- [Crypto hiring: Major layoffs at Yuga Labs, Ledger and Chainalysis this week - Blockworks](#)
- [Tokenized short-term US Treasury ETF coming to Base - Blockworks](#)
- [Deribit to List XRP, SOL, MATIC Options; Seeks License in EU - CoinDesk](#)
- [FloorDAO Sends \\$2.5M to Splinter Group After Months of Fighting Over Financial Commitments - CoinDesk](#)

## Crypto Futures

### Futures Volume (BTC LHS ; ETH RHS), 1d



### Futures Open Interest (BTC LHS ; ETH RHS)



### Volume Weighted Funding Rate (BTC LHS ; ETH RHS), 1d

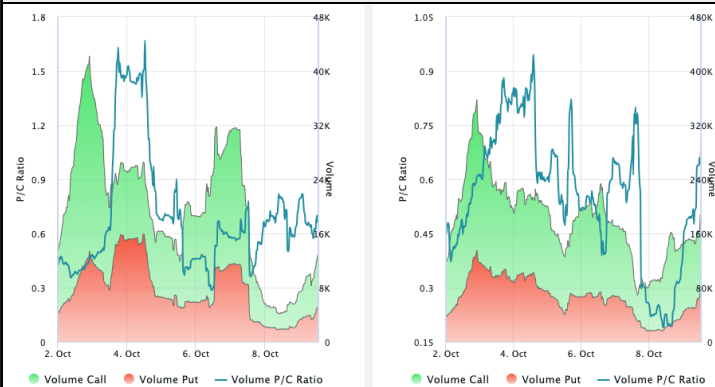


### Liquidations (BTC LHS ; ETH RHS), 1d

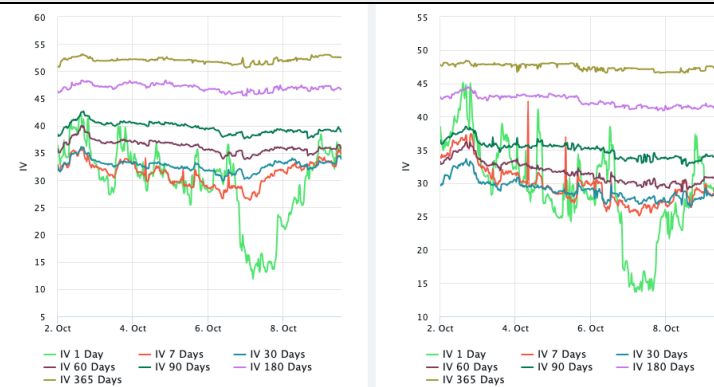


## Crypto Options

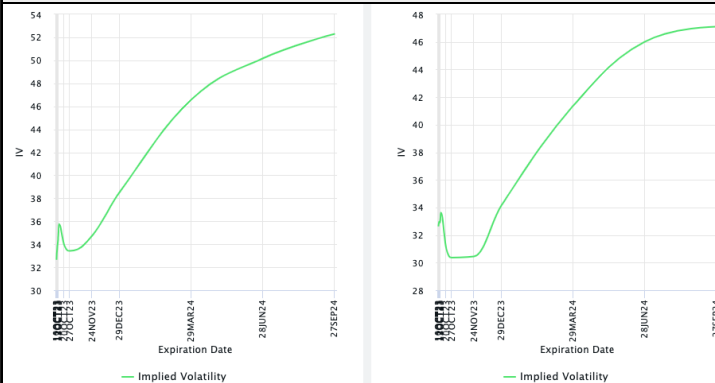
### Options Volume & Put/Call Ratio (BTC LHS ; ETH RHS), 1d



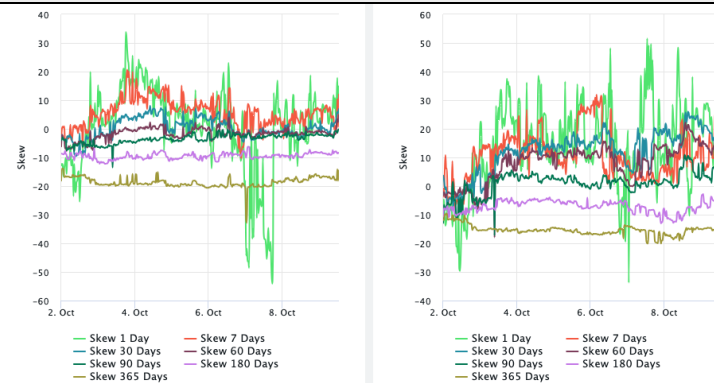
### ATM Implied Volatility (BTC LHS ; ETH RHS)



### ATM Implied Vol Term Structure (BTC LHS ; ETH RHS)



### 25 Delta Skew (BTC LHS ; ETH RHS)



## About GSR

GSR is a global leader in digital asset trading, market making, OTC derivatives, and investments. We operate in a culture of excellence and leverage our first-rate reputation, deep relationships and proprietary trading technology to move swiftly and capitalize on market opportunities.

GSR's experienced team brings together decades of institutional trading expertise, while our industry-leading proprietary technology stack anchors everything we do.

Our main service areas are: market making; proprietary and algorithmic trading; client execution; structured products; risk management solutions; and portfolio investments.

For more information or if we can help with anything, please see [gsr.io](https://gsr.io) or contact us at [gsr@gsr.io](mailto:gsr@gsr.io).

Follow GSR for more content: [Twitter](#) [Telegram](#) [LinkedIn](#)

## Authors

Matt Kunke, Research Analyst [Twitter](#) [Telegram](#) [LinkedIn](#)  
Brian Rudick, Senior Strategist [Twitter](#) [Telegram](#) [LinkedIn](#)

## Required Disclosures

*This material is provided by GSR (the "Firm") solely for informational purposes, is intended only for sophisticated, institutional investors and does not constitute an offer or commitment, a solicitation of an offer or commitment, or any advice or recommendation, to enter into or conclude any transaction (whether on the terms shown or otherwise), or to provide investment services in any state or country where such an offer or solicitation or provision would be illegal. The Firm is not and does not act as an advisor or fiduciary in providing this material.*

*This material is not a research report, and not subject to any of the independence and disclosure standards applicable to research reports prepared pursuant to FINRA or CFTC research rules. This material is not independent of the Firm's proprietary interests, which may conflict with the interests of any counterparty of the Firm. The Firm trades instruments discussed in this material for its own account, may trade contrary to the views expressed in this material, and may have positions in other related instruments.*

*Information contained herein is based on sources considered to be reliable, but is not guaranteed to be accurate or complete. Any opinions or estimates expressed herein reflect a judgment made by the author(s) as of the date of publication, and are subject to change without notice. Trading and investing in digital assets involves significant risks including price volatility and illiquidity and may not be suitable for all investors. The Firm is not liable whatsoever for any direct or consequential loss arising from the use of this material. Copyright of this material belongs to GSR. Neither this material nor any copy thereof may be taken, reproduced or redistributed, directly or indirectly, without prior written permission of GSR.*

## Notes & Sources

All options data is based on Deribit and derivatives graphics are from Laevidas. Market returns are based on price returns for the following ETFs: VOO, QQQ, EWU, EWG, EWJ, and EWH. Onchain volumes are not considered and thus certain token volumes may be understated (e.g., stETH).

CoinGecko	Santiment	DefiLlama	CoinMarketCap	Laevidas
L2Beat	Google Finance	TradingView	Deribit	WorldCoinIndex
Cryptorank	Investing.com	NFT Price Floor	CryptoSlate	