











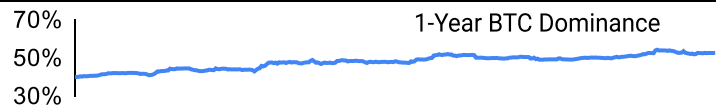
## Crypto Leaderboard

Rank	Name	Ticker	Price	24h	7d	30d	24h Vol \$m	MC \$m	1-Year Chart
1	Bitcoin	BTC	\$36,796	-1%	-2%	8%	18,648	719,274	
2	Ethereum	ETH	\$2,016	-2%	0%	14%	17,831	242,525	
3	Tether	USDT	\$1.00	0%	0%	0%	28,306	88,688	
4	BNB	BNB	\$225	-3%	-11%	0%	800	34,618	
5	XRP Ledger	XRP	\$0.60	-4%	-2%	10%	1,194	32,260	
6	USD Coin	USDC	\$1.00	0%	0%	0%	9,841	24,516	
7	Solana	SOL	\$54.3	-4%	-4%	72%	1,199	22,999	
8	Lido stETH	STETH	\$2,016	-2%	0%	14%	4	18,582	
9	Cardano	ADA	\$0.38	-3%	-1%	29%	256	13,167	
10	Dogecoin	DOGE	\$0.08	1%	0%	13%	991	11,078	

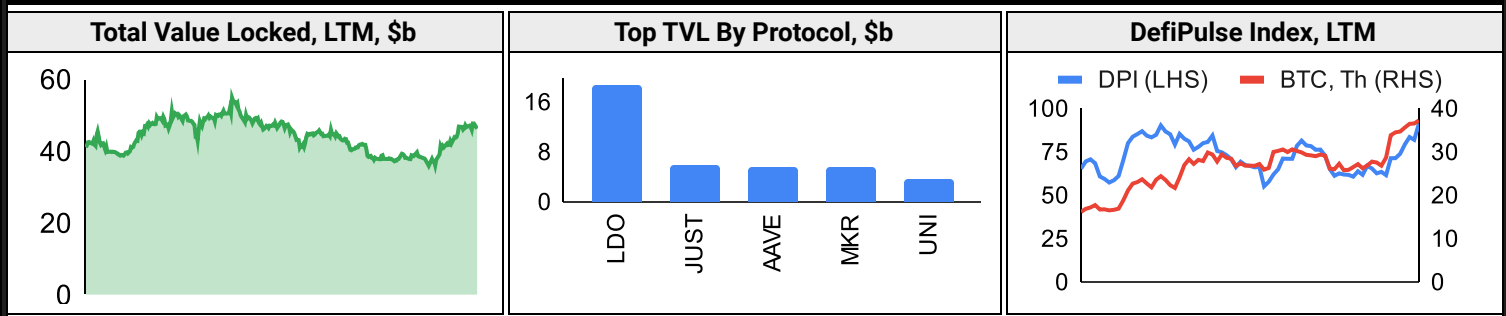
## Top & Bottom Performers - Top 100 Tokens

24h		7 Days		30 Days		90 Days		365 Days	
USTC	254%	USTC	447%	USTC	493%	USTC	468%	KAS	1222%
LUNC	45%	BLUR	58%	KAS	145%	KAS	251%	INJ	980%
UNI	4%	LUNC	58%	BLUR	132%	GAS	250%	FET	722%
INJ	3%	UNI	19%	ILV	130%	RUNE	226%	CFX	446%
GAS	-8%	TIA	-9%	WBT	-2%	XRD	-7%	SAND	-29%
BLUR	-8%	XRD	-10%	QNT	-5%	XLM	-7%	FLOW	-42%
MINA	-9%	BNB	-11%	BSV	-7%	RLB	-14%	ALGO	-45%
PYTH	-12%	NEAR	-13%	BCH	-8%	XDC	-25%	APE	-58%

## Category Performance

Category	7d	30d	90d	180d	365d	Ecosystem	7d	30d	90d	180d	365d
DEX	0%	47%	66%	46%	51%	Cosmos	8%	49%	71%	63%	202%
CEXs	-1%	45%	55%	41%	40%	Solana	0%	44%	55%	44%	86%
Lending	8%	34%	79%	60%	40%	Avalanche	2%	29%	48%	30%	40%
Gaming/Entertai	2%	32%	43%	14%	-4%	Ethereum	1%	26%	44%	29%	57%
IoT/Data/Comp.	-2%	29%	57%	27%	25%	Polkadot	-1%	23%	38%	10%	15%
Scaling	-5%	27%	27%	-6%	16%	BSC	-2%	22%	46%	8%	67%
Smart Contract	-5%	23%	36%	12%	29%	Polygon	-2%	19%	43%	7%	48%
Other DeFi	-2%	18%	44%	24%	129%	Tron	1%	1%	31%	27%	50%
Privacy	-3%	8%	13%	-8%	-21%						
Currency	-2%	3%	13%	22%	35%						
Meme	-1%	-5%	18%	-12%	30%						

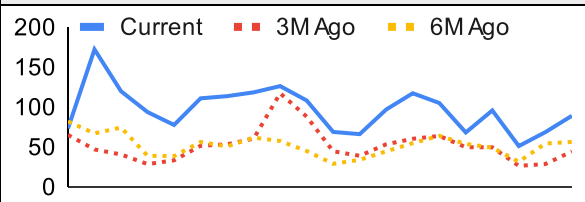
## DeFi



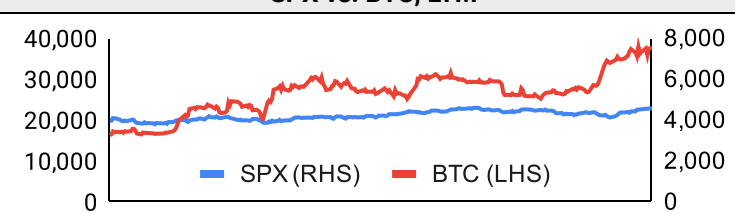
## Trading Volume

Aggregate Volumes by Product, \$b					Top Derivatives Exchanges, \$m and bps					Top Spot Exchanges, \$m		
Product	1d	7d	30d	O/I	Exchange	1d Vol	O/I	Mkr	Tkr	Exchange	Score	1d Vol
Spot	27	186	806	n/a	Binance	39,730	10,433	2.0	4.0	Binance	9.9	10,884
Perpetuals	123	1,000	5,760	96	OKX	16,950	4,150	2.0	5.0	Coinbase	8.6	1,359
Futures	0	3	11	1	Bybit	11,546	6,304	2.0	5.5	Kraken	8.2	669
Options	1	9	40	n/a	KuCoin	1,475	1,418	2.0	6.0	OKX	7.6	2,231

Daily Spot Volume, Top 100 Tokens Last 20d, \$b		Top Volume, 1d, \$m		Top Volume, %20d Avg		Low Volume, %20d Avg	
		USDT	38,259	USTC	1279%	GAS	21%
		BTC	18,511	LUNC	695%	STETH	26%
		ETH	10,254	AXS	429%	TIA	33%
		USDC	4,610	STX	186%	RETH	37%
		FDUSD	1,961	ILV	142%	NEO	37%

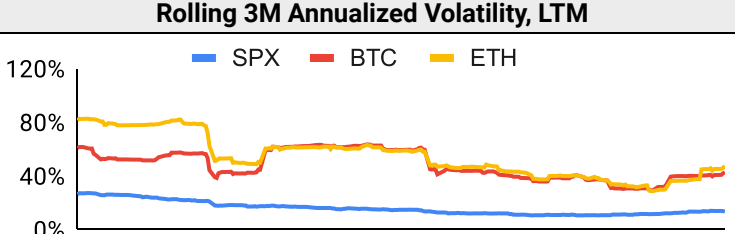
## Traditional Finance

Global Equity Markets							SPX vs. BTC, LTM	
	US	USGrwth	UK	Germany	Japan	HK		
1D	0%	0%	1%	1%	0%	0%		
7D	1%	1%	1%	1%	0%	0%		
90D	4%	7%	3%	3%	4%	0%		
365D	15%	36%	8%	16%	14%	-6%		

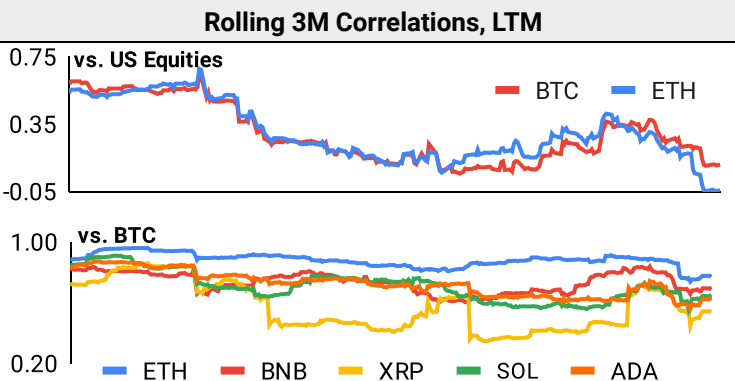
  

10-Year Treasury Yields							Commodities & FX					
	US	Brazil	UK	Germany	Japan	HK		WTI	Gas	Gold	USD/EUR	USD/JPY
Last	4.45%	11.10%	4.29%	2.57%	0.77%	4.01%	Last	75.3	2.91	2,012	0.92	148.9
1d Chg	-0.03	-0.02	0.00	-0.08	0.00	-0.06	1d % Chg	-0.3%	-3.0%	0.4%	0.1%	-0.4%

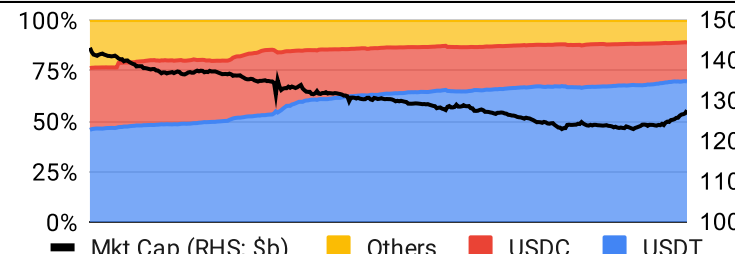
## Volatility

Annualized Volatility							Rolling 3M Annualized Volatility, LTM			
	BTC	ETH	BNB	XRP	SOL	ADA				
30D	43%	61%	57%	66%	144%	65%				
90D	40%	45%	39%	48%	102%	46%				
180D	39%	42%	42%	117%	93%	62%				
365D	43%	47%	44%	94%	96%	61%				

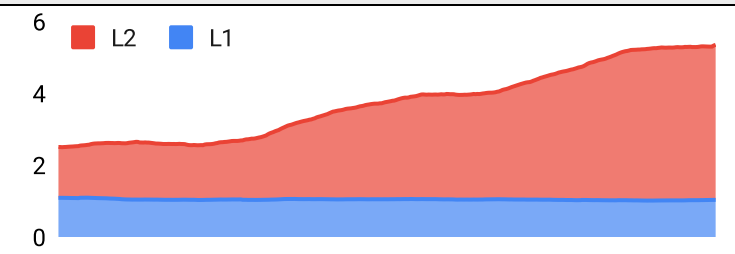
## Correlations

Intra-Crypto Correlations, LTM							Rolling 3M Correlations, LTM				
	BTC	ETH	BNB	XRP	SOL	ADA					
BTC											
ETH	0.85										
BNB	0.70	0.70									
XRP	0.41	0.48	0.40								
SOL	0.65	0.64	0.56	0.40							
ADA	0.68	0.73	0.68	0.67	0.66						

## Stablecoins

Stablecoin Market Size and Volume, \$m					Stablecoin Dominance (LHS) & Market Cap \$b (RHS), LTM	
Ticker	Price	1d Vol	20d Avg Vol	Market Cap		
USDT	1.00	38,259	41,216	88,814		
USDC	1.00	4,610	4,949	24,597		
DAI	1.00	240	226	5,345		
TUSD	1.00	224	219	3,162		
BUSD	1.00	472	485	1,729		
USDD	0.99	39	34	718		
						<span>— Mkt Cap (RHS: \$b)</span> <span>Others</span> <span>USDC</span> <span>USDT</span>

## Ethereum Mainnet & Layer 2s

Mainnet & Layer 2 Transactions (m/day) and L2 TVL (\$m)					Transactions (m/day), Rolling 90-Day Average, LTM	
Network	1d	30d Avg	TVL	Tech Type		
Ethereum	1.0	1.1	-	Mainnet		
Arbitrum One	0.8	0.8	7,440	ORU		
zkSync Era	1.0	0.7	513	ZKR		
Starknet	0.9	0.4	162	ZKR		
dYdX v3	0.2	0.4	340	App-specific ZKR		
OP Mainnet	0.3	0.3	3,800	ORU		
Base	0.3	0.3	586	ORU		
Linea	0.6	0.2	169	ZKR		
Immutable X	0.2	0.2	209	App-specific Validium		
Mantle	0.2	0.2	163	Optimium		

Layer 2 Token Performance & Market Cap (\$m)					
	MATIC	IMX	MNT	OP	ARB
30d Return	20%	103%	32%	25%	9%
Market Cap	6,890	1,640	1,550	1,510	1,270

## NFTs and DAOs

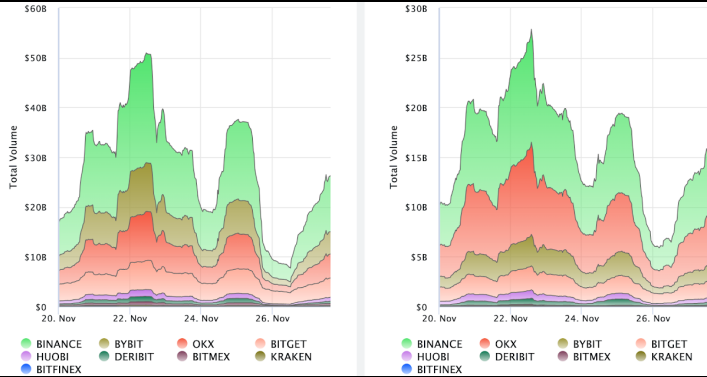
NFT Collection Stats (in ETH)						DAO Treasury Amount (\$m) and Composition					
Collection	Floor	Listings	3M Ret.	3M Vol	Market Cap	DAO	Treasury	Stables	BTC/ETH	Own Tokens	Other
CryptoPunks	56.5	961	20%	33,291	565,000	Arbitrum	3,560	0%	0%	100%	0%
Bored Ape	30.0	412	16%	151,312	300,455	Uniswap	2,471	0%	0%	100%	0%
Autoglyphs	225.0	5	13%	150	115,200	Mantle	2,233	9%	23%	67%	0%
Mutant Ape	5.7	753	14%	75,327	111,632	Optimism	1,493	0%	0%	100%	0%
Squiggle	9.3	213	-1%	2,804	92,445	Ethereum	636	0%	100%	0%	0%
Fidenza	65.3	45	1%	1,046	65,265	ENS	599	3%	1%	96%	0%
Azuki	6.1	522	41%	24,033	61,206	Golem	352	0%	95%	5%	0%
Pudgy Penguins	6.1	431	57%	24,864	54,572	Lido	340	1%	22%	76%	0%
The Captainz	4.2	182	10%	19,091	41,686	Volta Club	333	33%	0%	6%	61%
The Sandbox	0.2	435	-20%	518	39,660	Gnosis	265	1%	34%	56%	9%

## Crypto News

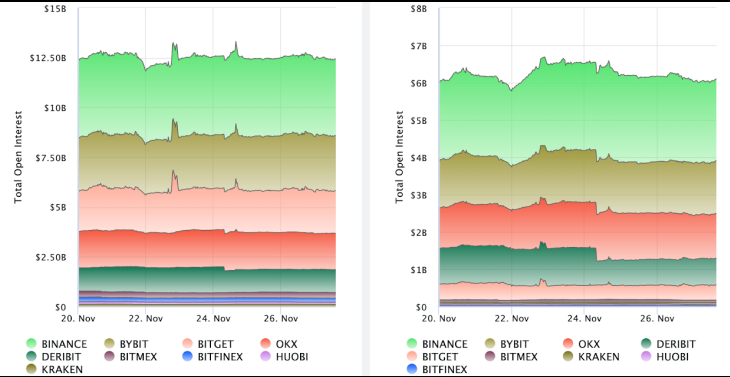
- [OKX launches crypto exchange, wallet services in Brazil - Cointelegraph](#)
- [\\$750M in locked crypto tokens to be released by December - Cointelegraph](#)
- [Bankless controversy forces founders to burn tokens and separate from DAO - Cointelegraph](#)
- [Crypto miner Hive expands data center operations in Sweden - Cointelegraph](#)
- [Circle and SBI Holdings partner to boost USDC circulation in Japan - Cointelegraph](#)
- [Lightning devs must 'wake up' and fix security bugs, not please VCs — Bitcoin dev - Cointelegraph](#)
- [Blast's marketing approach 'cheapens the work of a serious team' — Paradigm - Cointelegraph](#)
- [Cosmos Hub greenlights ATOM inflation cut for security boost - Cointelegraph](#)
- [Indexed Finance thwarts hijackers, set to compensate 2021 hack victims - Cointelegraph](#)

## Crypto Futures

### Futures Volume (BTC LHS ; ETH RHS), 1d



### Futures Open Interest (BTC LHS ; ETH RHS)



### Volume Weighted Funding Rate (BTC LHS ; ETH RHS), 1d

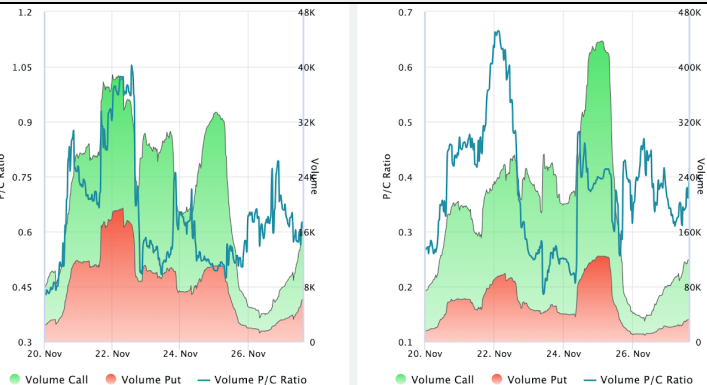


### Liquidations (BTC LHS ; ETH RHS), 1d

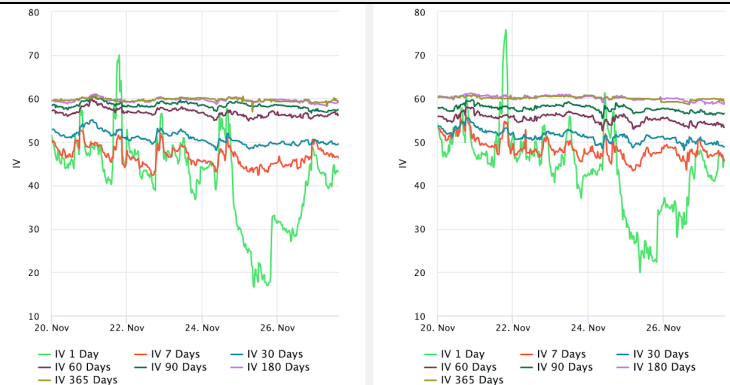


## Crypto Options

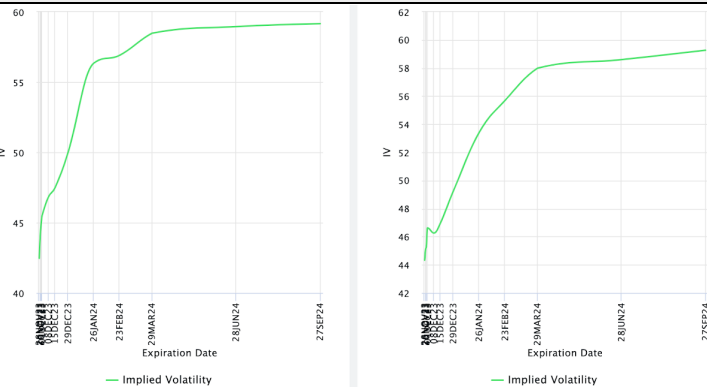
### Options Volume & Put/Call Ratio (BTC LHS ; ETH RHS), 1d



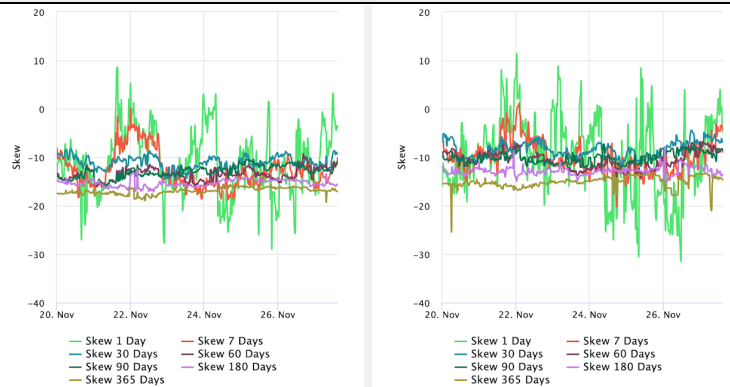
### ATM Implied Volatility (BTC LHS ; ETH RHS)



### ATM Implied Vol Term Structure (BTC LHS ; ETH RHS)



### 25 Delta Skew (BTC LHS ; ETH RHS)



### About GSR

GSR is a global leader in digital asset trading, market making, OTC derivatives, and investments. We operate in a culture of excellence and leverage our first-rate reputation, deep relationships and proprietary trading technology to move swiftly and capitalize on market opportunities.

GSR's experienced team brings together decades of institutional trading expertise, while our industry-leading proprietary technology stack anchors everything we do.

Our main service areas are: market making; proprietary and algorithmic trading; client execution; structured products; risk management solutions; and portfolio investments.

For more information or if we can help with anything, please see [gsr.io](https://gsr.io) or contact us at [gsr@gsr.io](mailto:gsr@gsr.io).

Follow GSR for more content: [Twitter](#) [Telegram](#) [LinkedIn](#)

### Authors

Matt Kunke, Research Analyst [Twitter](#) [Telegram](#) [LinkedIn](#)  
Brian Rudick, Senior Strategist [Twitter](#) [Telegram](#) [LinkedIn](#)

### Required Disclosures

This material is provided by GSR (the "Firm") solely for informational purposes, is intended only for sophisticated, institutional investors and does not constitute an offer or commitment, a solicitation of an offer or commitment, or any advice or recommendation, to enter into or conclude any transaction (whether on the terms shown or otherwise), or to provide investment services in any state or country where such an offer or solicitation or provision would be illegal. The Firm is not and does not act as an advisor or fiduciary in providing this material. GSR is not authorised or regulated in the UK by the Financial Conduct Authority. The protections provided by the UK regulatory system will not be available to you. Specifically, information provided herein is intended for institutional persons only and is not suitable for retail persons in the United Kingdom, and no solicitation or recommendation is being made to you in regards to any products or services.

This material is not a research report, and not subject to any of the independence and disclosure standards applicable to research reports prepared pursuant to FINRA or CFTC research rules. This material is not independent of the Firm's proprietary interests, which may conflict with the interests of any counterparty of the Firm. The Firm trades instruments discussed in this material for its own account, may trade contrary to the views expressed in this material, and may have positions in other related instruments.

Information contained herein is based on sources considered to be reliable, but is not guaranteed to be accurate or complete. Any opinions or estimates expressed herein reflect a judgment made by the author(s) as of the date of publication, and are subject to change without notice. Trading and investing in digital assets involves significant risks including price volatility and illiquidity and may not be suitable for all investors. The Firm is not liable whatsoever for any direct or consequential loss arising from the use of this material. Copyright of this material belongs to GSR. Neither this material nor any copy thereof may be taken, reproduced or redistributed, directly or indirectly, without prior written permission of GSR

### Notes & Sources

All options data is based on Deribit and derivatives graphics are from Laevidas. Market returns are based on price returns for the following ETFs: VOO, QQQ, EWU, EWG, EWJ, and EWH. Onchain volumes are not considered and thus certain token volumes may be understated (e.g., stETH).

CoinGecko	Santiment	DefiLlama	CoinMarketCap	Laevidas
L2Beat	Google Finance	TradingView	Deribit	WorldCoinIndex
Cryptorank	Investing.com	NFT Price Floor	CryptoSlate	