

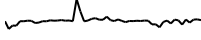



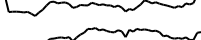





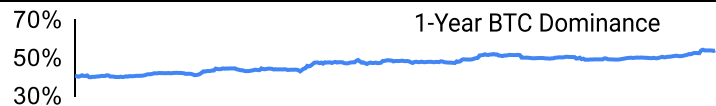
## Crypto Leaderboard

Rank	Name	Ticker	Price	24h	7d	30d	24h Vol \$m	MC \$m	1-Year Chart
1	Bitcoin	BTC	\$34,822	1%	2%	26%	15,040	680,074	
2	Ethereum	ETH	\$1,816	1%	2%	9%	11,400	218,422	
3	Tether	USDT	\$1.00	0%	0%	0%	27,237	84,818	
4	BNB	BNB	\$226	-1%	1%	5%	460	34,748	
5	XRP Ledger	XRP	\$0.61	0%	10%	18%	1,842	32,563	
6	USD Coin	USDC	\$1.00	0%	0%	0%	6,186	24,727	
7	Solana	SOL	\$39.6	10%	19%	69%	1,949	16,601	
8	Lido stETH	STETH	\$1,818	1%	2%	8%	11	16,011	
9	Cardano	ADA	\$0.29	-2%	4%	12%	291	10,170	
10	Dogecoin	DOGE	\$0.07	-3%	2%	9%	617	9,549	

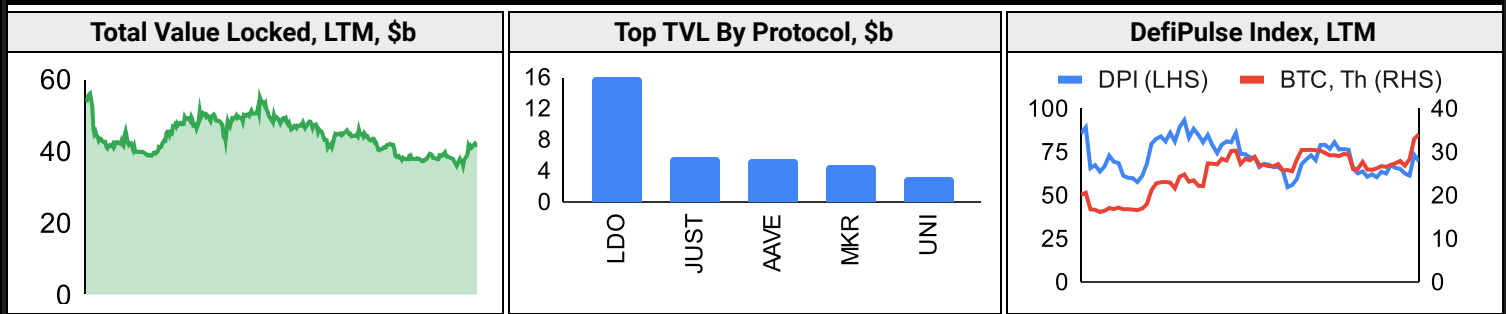
## Top & Bottom Performers - Top 100 Tokens

24h		7 Days		30 Days		90 Days		365 Days	
RLB	11%	RUNE	36%	INJ	89%	RUNE	227%	KAS	1751%
NEO	10%	NEO	26%	RLB	70%	RLB	131%	INJ	472%
THETA	10%	GALA	24%	SOL	69%	TON	83%	CFX	307%
SOL	10%	RLB	24%	PEPE	52%	INJ	77%	OKB	174%
FTM	-4%	MKR	-9%	MNT	-8%	MNT	-26%	FLOW	-68%
GALA	-4%	STX	-9%	UNI	-8%	APE	-27%	ALGO	-69%
MKR	-4%	XRD	-10%	MKR	-9%	UNI	-33%	APE	-71%
MINA	-6%	MINA	-13%	XRD	-27%	XDC	-42%	CHZ	-71%

## Category Performance

Category	7d	30d	90d	180d	365d	Ecosystem	7d	30d	90d	180d	365d
Other DeFi	5%	31%	20%	-6%	34%	Tron	17%	30%	34%	34%	29%
Meme	-1%	25%	9%	-32%	0%	Cosmos	8%	21%	26%	21%	75%
Smart Contract	9%	20%	5%	-15%	-20%	Polygon	4%	20%	8%	-18%	0%
DEX	8%	18%	15%	-11%	-17%	Solana	3%	18%	5%	10%	-8%
IoT/Data/Comp.	5%	16%	9%	-13%	-24%	BSC	3%	14%	7%	-20%	6%
Gaming/Entertai	5%	15%	0%	-31%	-49%	Ethereum	-2%	12%	2%	-9%	0%
Currency	2%	12%	3%	20%	24%	Avalanche	2%	12%	1%	-10%	-14%
Lending	4%	11%	9%	8%	-24%	Polkadot	3%	11%	0%	-22%	-21%
Privacy	3%	11%	-6%	-26%	-35%						
Scaling	2%	6%	-10%	-38%	-26%						
CEXs	0%	6%	-4%	-18%	-19%						

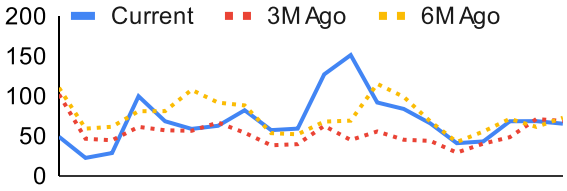
## DeFi



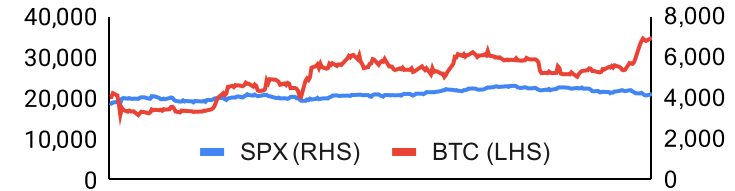
### Trading Volume

Aggregate Volumes by Product, \$b					Top Derivatives Exchanges, \$m and bps					Top Spot Exchanges, \$m		
Product	1d	7d	30d	O/I	Exchange	1d Vol	O/I	Mkr	Tkr	Exchange	Score	1d Vol
Spot	23	172	618	n/a	Binance	33,540	9,960	2.0	4.0	Binance	9.9	7,999
Perpetuals	284	2,710	5,530	124	Bybit	10,182	5,595	2.0	5.5	Coinbase	8.7	1,164
Futures	0	3	12	1	OKX	11,494	3,724	2.0	5.0	Kraken	8.4	652
Options	1	9	45	n/a	KuCoin	1,339	1,336	2.0	6.0	Bybit	7.6	1,177

Daily Spot Volume, Top 100 Tokens Last 20d, \$b		Top Volume, 1d, \$m		Top Volume, %20d Avg		Low Volume, %20d Avg	
		USDT	28,395	THETA	636%	MINA	31%
		BTC	14,892	TON	248%	RETH	36%
		ETH	6,937	RLB	245%	BSV	40%
		USDC	3,395	ATOM	200%	OKB	43%
		SOL	1,683	ETC	197%	TWT	52%

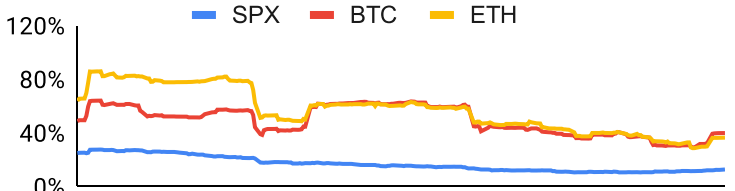
### Traditional Finance

Global Equity Markets							SPX vs. BTC, LTM	
	US	USGrwth	UK	Germany	Japan	HK		
1D	1%	0%	0%	0%	1%	-1%		
7D	-1%	-2%	-1%	-1%	1%	-2%		
90D	-7%	-6%	-6%	-11%	-4%	-13%		
365D	10%	27%	13%	19%	19%	7%		

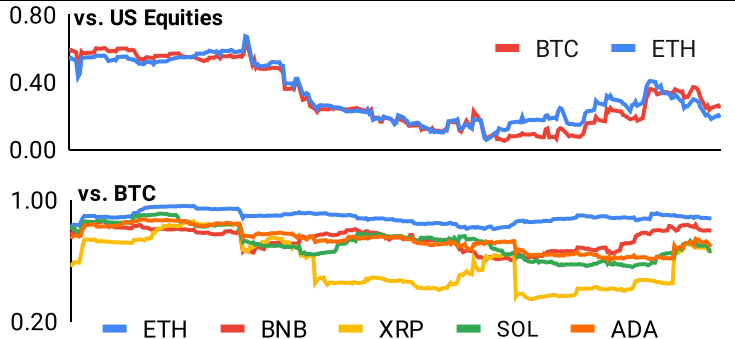
  

10-Year Treasury Yields							Commodities & FX					
	US	Brazil	UK	Germany	Japan	HK	Last	WTI	Gas	Gold	USD/EUR	USD/JPY
Last	4.87%	11.80%	4.57%	2.81%	0.95%	4.36%	Last	83.2	3.45	1,995	0.95	151.3
1d Chg	0.00	-0.02	0.06	0.01	-0.01	-0.06	1d % Chg	2.7%	-3.6%	0.0%	0.4%	-0.3%

### Volatility

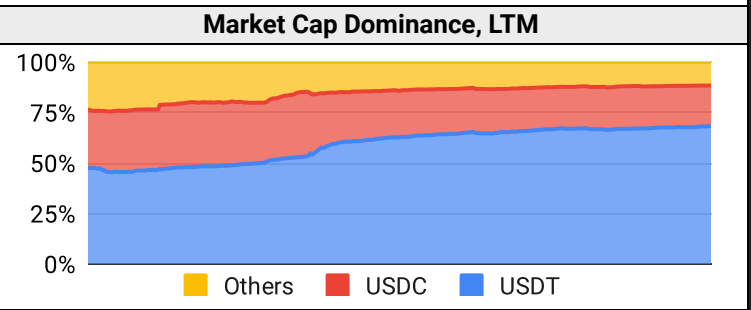
Annualized Volatility							Rolling 3M Annualized Volatility, LTM			
	BTC	ETH	BNB	XRP	SOL	ADA				
30D	44%	34%	27%	43%	86%	36%				
90D	38%	34%	27%	48%	72%	36%				
180D	37%	36%	37%	116%	76%	58%				
365D	47%	54%	51%	99%	108%	65%				

### Correlations

Intra-Crypto Correlations, LTM							Rolling 3M Correlations, LTM				
	BTC	ETH	BNB	XRP	SOL	ADA					
BTC											
ETH	0.89										
BNB	0.74	0.77									
XRP	0.49	0.57	0.46								
SOL	0.73	0.77	0.68	0.50							
ADA	0.74	0.80	0.72	0.71	0.72						

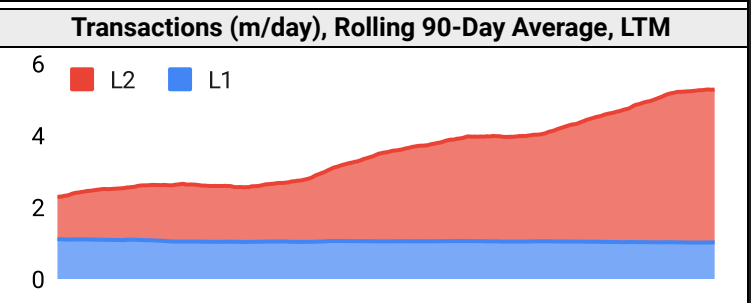
## Stablecoins

Stablecoin Market Size and Volume, \$m				
Ticker	Price	1d Vol	20d Avg Vol	Market Cap
USDT	1.00	28,395	31,564	84,814
USDC	1.00	3,395	3,519	24,720
DAI	1.00	129	137	5,344
TUSD	1.00	216	279	3,341
BUSD	1.00	390	529	2,007
USDD	1.00	19	18	724



## Ethereum Mainnet & Layer 2s

Mainnet & Layer 2 Transactions (m/day) and L2 TVL (\$m)				
Network	1d	30d Avg	TVL	Tech Type
Ethereum	1.1	1.0	-	Mainnet
zkSync Era	0.7	0.8	450	ZKR
Arbitrum One	0.6	0.6	6,570	ORU
Starknet	0.4	0.5	130	ZKR
Base	0.3	0.5	565	ORU
OP Mainnet	0.2	0.2	2,950	ORU
dYdX	0.3	0.2	362	App-specific ZKR
Mantle	0.2	0.2	137	Optimium
Immutable X	0.2	0.2	98	App-specific Validium
Arbitrum Nova	0.2	0.2	23	Optimium



### Layer 2 Token Performance & Market Cap (\$m)

	MATIC	ARB	OP	MNT	IMX
30d Return	11%	-4%	-6%	-10%	6%
Market Cap	5,810	1,200	1,200	1,180	771

## NFTs and DAOs

NFT Collection Stats (in ETH)					
Collection	Floor	Listings	3M Ret.	3M Vol	Market Cap
CryptoPunks	46.9	1,019	0%	22,878	468,700
Bored Ape	31.2	459	8%	118,781	311,900
Mutant Ape	5.9	619	21%	67,574	114,145
Autoglyphs	170.0	3	-11%	663	87,040
Squiggle	8.7	235	-18%	3,034	86,548
Fidenza	60.0	34	-25%	542	59,940
The Captainz	5.5	183	25%	12,359	54,995
Azuki	5.2	410	6%	26,168	51,880
The Sandbox	0.3	373	-8%	451	45,444
Pudgy Penguins	5.1	428	22%	21,640	44,973

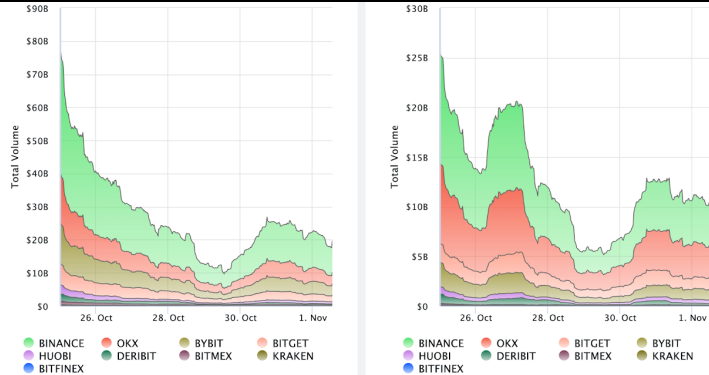
DAO Treasury Amount (\$m) and Composition					
DAO	Treasury	Stables	BTC/ETH	Own Tokens	Other
Arbitrum	3,356	0%	0%	100%	0%
Mantle	1,816	12%	25%	62%	0%
Uniswap	1,676	0%	0%	100%	0%
Optimism	1,253	0%	0%	100%	0%
Ethereum	570	0%	100%	0%	0%
ENS	553	3%	1%	96%	0%
Golem	314	0%	95%	5%	0%
Lido	270	1%	25%	73%	0%
Volta Club	214	56%	0%	12%	31%
Stargate	206	18%	0%	81%	1%

## Crypto News

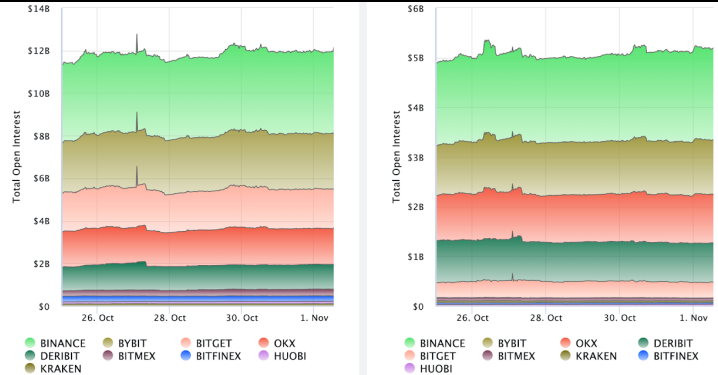
- [SEC failed to follow the Congressional Review Act, may have broken the law - Blockworks](#)
- [MakerDAO moves \\$250M from Coinbase to rebuild DAI collateral - Blockworks](#)
- [Sam Bankman-Fried takes the stand one last time: SBF trial live updates - Blockworks](#)
- [Nomic kicks off native Bitcoin bridging to Cosmos with 21 BTC - Blockworks](#)
- [Bittrex's US bankruptcy plan cleared by court - Blockworks](#)
- [Telegram trading tool Unibot suffers exploit - Blockworks](#)
- [Frax Finance Says its Domain Name Hijacking Has Been Resolved - CoinDesk](#)
- [Circle Curbs Stablecoin Minting for Retail Users, Moving Closer to Tether's Practice - CoinDesk](#)
- [BlackRock's Bitcoin ETF Might Have Trading Support of Heavyweights Like Jane Street, Jump and Virtu: Source - CoinDesk](#)

## Crypto Futures

### Futures Volume (BTC LHS ; ETH RHS), 1d



### Futures Open Interest (BTC LHS ; ETH RHS)



### Volume Weighted Funding Rate (BTC LHS ; ETH RHS), 1d

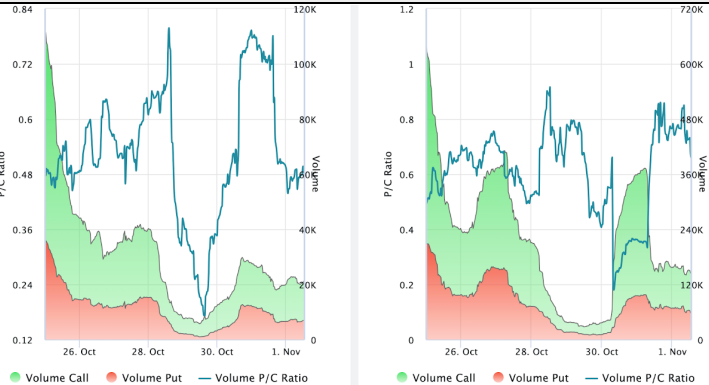


### Liquidations (BTC LHS ; ETH RHS), 1d

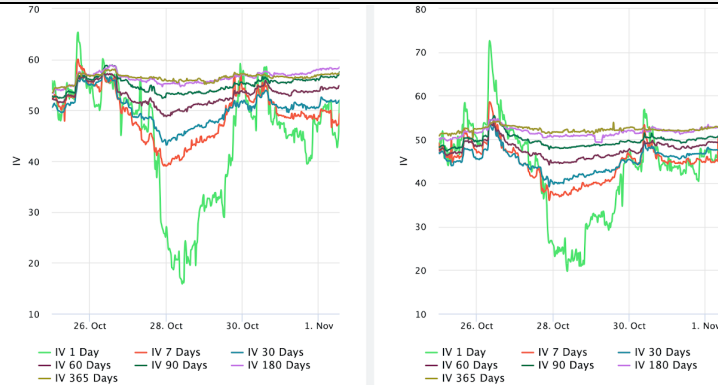


## Crypto Options

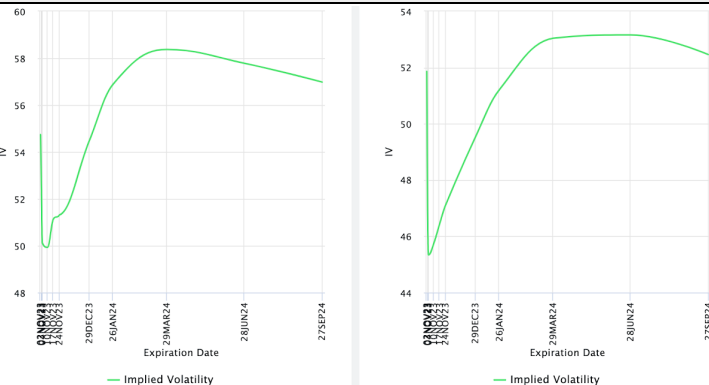
### Options Volume & Put/Call Ratio (BTC LHS ; ETH RHS), 1d



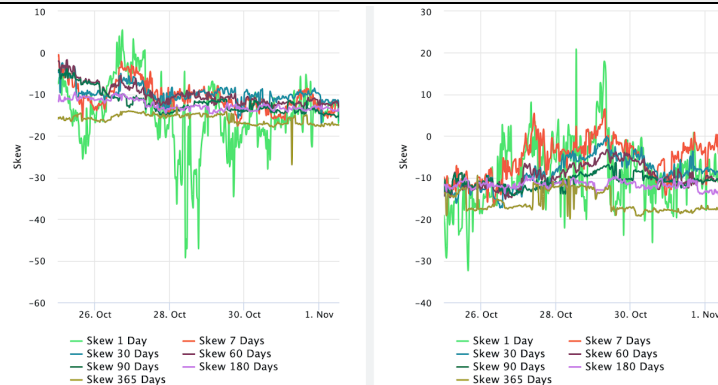
### ATM Implied Volatility (BTC LHS ; ETH RHS)



### ATM Implied Vol Term Structure (BTC LHS ; ETH RHS)



### 25 Delta Skew (BTC LHS ; ETH RHS)



### About GSR

GSR is a global leader in digital asset trading, market making, OTC derivatives, and investments. We operate in a culture of excellence and leverage our first-rate reputation, deep relationships and proprietary trading technology to move swiftly and capitalize on market opportunities.

GSR's experienced team brings together decades of institutional trading expertise, while our industry-leading proprietary technology stack anchors everything we do.

Our main service areas are: market making; proprietary and algorithmic trading; client execution; structured products; risk management solutions; and portfolio investments.

For more information or if we can help with anything, please see [gsr.io](https://gsr.io) or contact us at [gsr@gsr.io](mailto:gsr@gsr.io).

Follow GSR for more content: [Twitter](#) [Telegram](#) [LinkedIn](#)

### Authors

Matt Kunke, Research Analyst [Twitter](#) [Telegram](#) [LinkedIn](#)  
Brian Rudick, Senior Strategist [Twitter](#) [Telegram](#) [LinkedIn](#)

### Required Disclosures

This material is provided by GSR (the "Firm") solely for informational purposes, is intended only for sophisticated, institutional investors and does not constitute an offer or commitment, a solicitation of an offer or commitment, or any advice or recommendation, to enter into or conclude any transaction (whether on the terms shown or otherwise), or to provide investment services in any state or country where such an offer or solicitation or provision would be illegal. The Firm is not and does not act as an advisor or fiduciary in providing this material. GSR is not authorised or regulated in the UK by the Financial Conduct Authority. The protections provided by the UK regulatory system will not be available to you. Specifically, information provided herein is intended for institutional persons only and is not suitable for retail persons in the United Kingdom, and no solicitation or recommendation is being made to you in regards to any products or services.

This material is not a research report, and not subject to any of the independence and disclosure standards applicable to research reports prepared pursuant to FINRA or CFTC research rules. This material is not independent of the Firm's proprietary interests, which may conflict with the interests of any counterparty of the Firm. The Firm trades instruments discussed in this material for its own account, may trade contrary to the views expressed in this material, and may have positions in other related instruments.

Information contained herein is based on sources considered to be reliable, but is not guaranteed to be accurate or complete. Any opinions or estimates expressed herein reflect a judgment made by the author(s) as of the date of publication, and are subject to change without notice. Trading and investing in digital assets involves significant risks including price volatility and illiquidity and may not be suitable for all investors. The Firm is not liable whatsoever for any direct or consequential loss arising from the use of this material. Copyright of this material belongs to GSR. Neither this material nor any copy thereof may be taken, reproduced or redistributed, directly or indirectly, without prior written permission of GSR

### Notes & Sources

All options data is based on Deribit and derivatives graphics are from Laevidas. Market returns are based on price returns for the following ETFs: VOO, QQQ, EWU, EWG, EWJ, and EWH. Onchain volumes are not considered and thus certain token volumes may be understated (e.g., stETH).

CoinGecko	Santiment	DefiLlama	CoinMarketCap	Laevidas
L2Beat	Google Finance	TradingView	Deribit	WorldCoinIndex
Cryptorank	Investing.com	NFT Price Floor	CryptoSlate	