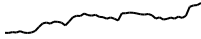





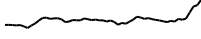





Crypto Leaderboard

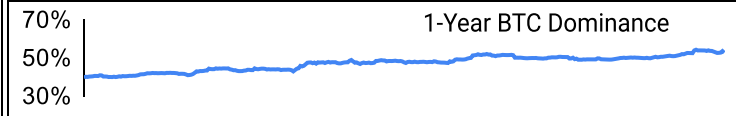
Rank	Name	Ticker	Price	24h	7d	30d	24h Vol \$m	MC \$m	1-Year Chart
1	Bitcoin	BTC	\$37,090	0%	7%	38%	26,892	724,690	
2	Ethereum	ETH	\$2,088	4%	16%	33%	36,193	250,856	
3	Tether	USDT	\$1.00	0%	0%	0%	45,233	86,347	
4	BNB	BNB	\$250	-1%	9%	21%	1,244	38,356	
5	XRP Ledger	XRP	\$0.65	-6%	6%	32%	2,397	34,719	
6	USD Coin	USDC	\$1.00	1%	0%	0%	19,623	24,014	
7	Solana	SOL	\$50.9	10%	28%	132%	3,127	21,395	
8	Lido stETH	STETH	\$2,087	4%	16%	33%	38	18,655	
9	Cardano	ADA	\$0.37	-3%	15%	48%	665	12,825	
10	Dogecoin	DOGE	\$0.07	-3%	9%	26%	1,229	10,411	

Top & Bottom Performers - Top 100 Tokens

24h		7 Days		30 Days		90 Days		365 Days	
IMX	19%	KUJI	148%	RUNE	143%	RUNE	212%	KAS	2039%
KUJI	15%	ILV	84%	INJ	141%	WEMIX	190%	INJ	889%
RPL	14%	KAS	75%	SOL	132%	INJ	132%	CFX	398%
TKX	11%	IMX	53%	ILV	131%	SOL	105%	RNDR	288%
TWT	-9%	XMR	-1%	FDUSD	0%	UNI	-16%	FLOW	-55%
PEPE	-9%	MKR	-2%	TUSD	0%	XDC	-17%	APE	-61%
AR	-9%	XAUT	-2%	USDD	0%	SHIB	-23%	ALGO	-62%
CFX	-10%	NEAR	-3%	MKR	-6%	APE	-32%	CHZ	-65%

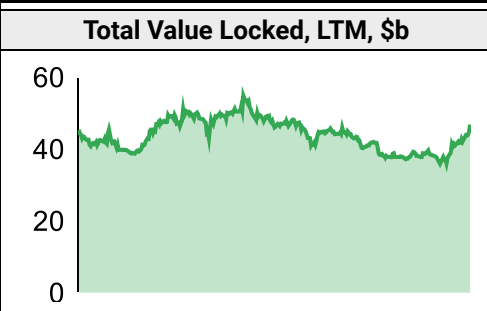
Category Performance

Category	7d	30d	90d	180d	365d	Ecosystem	7d	30d	90d	180d	365d
Other DeFi	14%	63%	39%	27%	113%	Cosmos	13%	59%	40%	57%	138%
CEXs	42%	59%	38%	31%	12%	Solana	17%	58%	19%	50%	46%
DEX	17%	58%	32%	30%	25%	Polygon	8%	52%	24%	10%	41%
Gaming/Entertai	14%	51%	13%	-2%	-23%	BSC	10%	43%	28%	11%	61%
IoT/Data/Comp.	16%	50%	35%	26%	14%	Avalanche	11%	41%	11%	23%	19%
Lending	12%	49%	37%	52%	10%	Ethereum	12%	41%	20%	24%	42%
Smart Contract	10%	46%	19%	10%	14%	Polkadot	6%	40%	15%	4%	4%
Scaling	12%	42%	8%	-11%	-4%	Tron	-1%	29%	30%	36%	42%
Meme	2%	37%	5%	-17%	35%						
Currency	3%	27%	7%	30%	45%						
Privacy	8%	25%	3%	-10%	-17%						

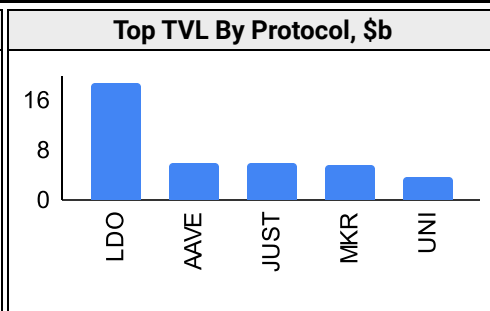


DeFi

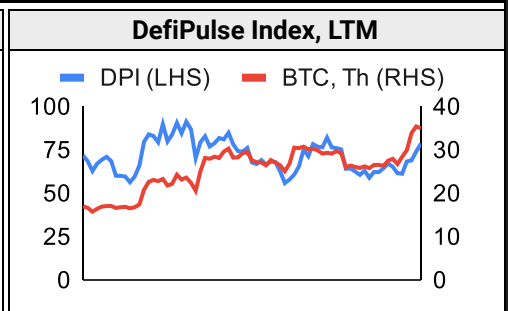
Total Value Locked, LTM, \$b



Top TVL By Protocol, \$b

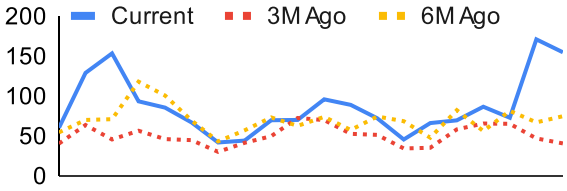


DefiPulse Index, LTM

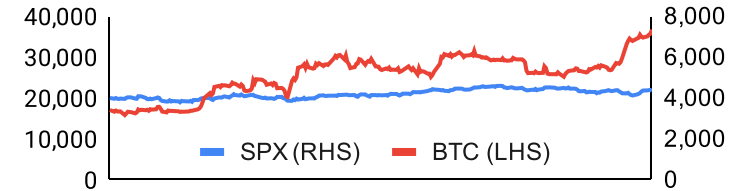


Trading Volume

Aggregate Volumes by Product, \$b					Top Derivatives Exchanges, \$m and bps					Top Spot Exchanges, \$m		
Product	1d	7d	30d	O/I	Exchange	1d Vol	O/I	Mkr	Tkr	Exchange	Score	1d Vol
Spot	53	151	704	n/a	Binance	83,701	10,480	2.0	4.0	Binance	9.9	18,166
Perpetuals	469	1,250	6,540	103	Bybit	29,253	6,168	2.0	5.5	Coinbase	8.7	2,750
Futures	1	2	12	1	OKX	34,822	4,128	2.0	5.0	Kraken	8.4	1,575
Options	3	12	54	n/a	KuCoin	3,679	1,428	2.0	6.0	OKX	7.7	4,115

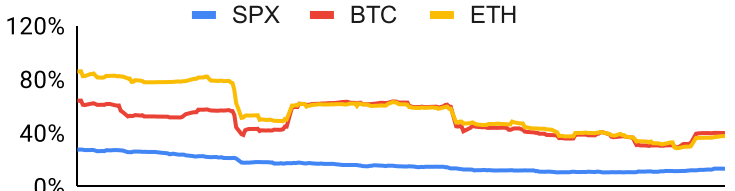
Daily Spot Volume, Top 100 Tokens Last 20d, \$b				Top Volume, 1d, \$m		Top Volume, %20d Avg		Low Volume, %20d Avg	
				USDT	66,035	RPL	495%	ETHDYDX	0%
				BTC	29,387	IMX	431%	XAUT	67%
				ETH	23,582	ILV	426%	WBT	70%
				USDC	7,143	ETC	403%	MINA	79%
				SOL	3,274	LDO	389%	LEO	94%

Traditional Finance

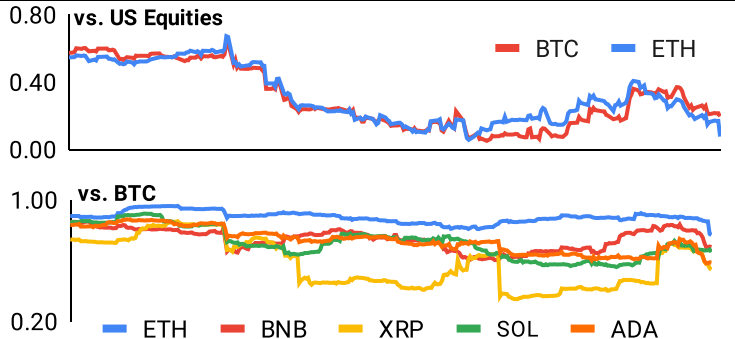
Global Equity Markets							SPX vs. BTC, LTM	
	US	USGrwth	UK	Germany	Japan	HK		
1D	-1%	-1%	0%	0%	0%	-1%	SPX (RHS)	BTC (LHS)
7D	1%	2%	0%	1%	-2%	-1%		
90D	-2%	1%	-4%	-7%	-2%	-8%		
365D	18%	41%	14%	19%	18%	-1%		

10-Year Treasury Yields							Commodities & FX				
	US	Brazil	UK	Germany	Japan	HK	WTI	Gas	Gold	USD/EUR	USD/JPY
Last	4.61%	11.39%	4.37%	2.72%	0.85%	4.04%	76.9	3.03	1,949	0.94	151.5
1d Chg	-0.03	-0.06	0.10	0.06	-0.01	-0.06	1.6%	-0.2%	-1.1%	0.0%	0.1%

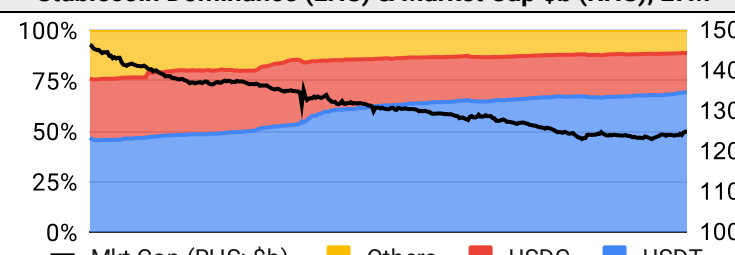
Volatility

Annualized Volatility							Rolling 3M Annualized Volatility, LTM				
	BTC	ETH	BNB	XRP	SOL	ADA					
30D	42%	52%	33%	56%	94%	46%	SPX	BTC	ETH		
90D	39%	43%	31%	53%	79%	42%					
180D	37%	40%	38%	117%	78%	59%					
365D	42%	47%	45%	94%	93%	60%					

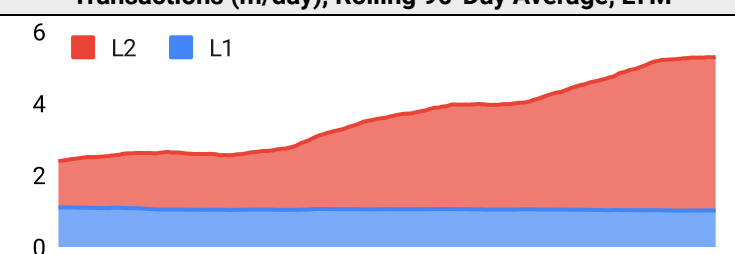
Correlations

Intra-Crypto Correlations, LTM							Rolling 3M Correlations, LTM					
	BTC	ETH	BNB	XRP	SOL	ADA						
BTC							vs. US Equities	BTC	ETH			
ETH	0.84						vs. BTC	ETH	BNB	XRP	SOL	ADA
BNB	0.68	0.70										
XRP	0.40	0.48	0.38									
SOL	0.66	0.67	0.59	0.42								
ADA	0.68	0.74	0.67	0.68	0.66							

Stablecoins

Stablecoin Market Size and Volume, \$m					Stablecoin Dominance (LHS) & Market Cap \$b (RHS), LTM	
Ticker	Price	1d Vol	20d Avg Vol	Market Cap		
USDT	1.00	66,035	36,294	86,529		
USDC	1.00	7,143	4,471	24,031		
DAI	1.00	281	176	5,342		
TUSD	1.00	394	307	3,339		
BUSD	1.00	821	513	1,882		
USDD	1.00	38	20	726		
						— Mkt Cap (RHS: \$b) Others USDC USDT

Ethereum Mainnet & Layer 2s

Mainnet & Layer 2 Transactions (m/day) and L2 TVL (\$m)					Transactions (m/day), Rolling 90-Day Average, LTM	
Network	1d	30d Avg	TVL	Tech Type		
Ethereum	1.1	1.0	-	Mainnet		
zkSync Era	0.4	0.7	460	ZKR		
Arbitrum One	0.9	0.6	7,470	ORU		
Starknet	0.3	0.4	140	ZKR		
Base	0.2	0.3	600	ORU		
dYdX	0.7	0.3	377	App-specific ZKR		
OP Mainnet	0.4	0.3	3,400	ORU		
Immutable X	0.3	0.2	162	App-specific Validium		
Mantle	0.2	0.2	157	Optimium		
Arbitrum Nova	0.2	0.2	26	Optimium		

Layer 2 Token Performance & Market Cap (\$m)					
	MATIC	OP	ARB	MNT	IMX
30d Return	59%	32%	39%	28%	104%
Market Cap	7,590	1,460	1,450	1,420	1,300

NFTs and DAOs

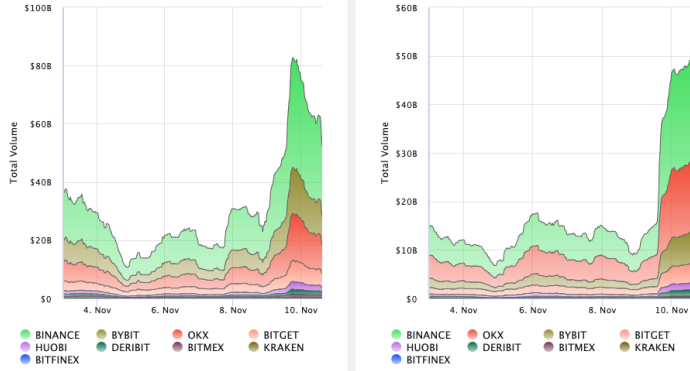
NFT Collection Stats (in ETH)						DAO Treasury Amount (\$m) and Composition					
Collection	Floor	Listings	3M Ret.	3M Vol	Market Cap	DAO	Treasury	Stables	BTC/ETH	Own Tokens	Other
CryptoPunks	58.4	959	22%	30,722	584,000	Arbitrum	4,109	0%	0%	100%	0%
Bored Ape	30.0	479	4%	143,959	299,600	Uniswap	2,178	0%	0%	100%	0%
Autoglyphs	299.0	2	50%	473	153,088	Mantle	2,130	10%	25%	64%	0%
Mutant Ape	5.8	639	2%	71,518	113,755	Optimism	1,534	0%	0%	100%	0%
Squiggle	9.4	218	-10%	2,951	93,744	Ethereum	659	0%	100%	0%	0%
Azuki	6.1	518	24%	24,204	60,899	ENS	658	3%	1%	97%	0%
Fidenza	53.0	37	-32%	648	52,947	Golem	364	0%	95%	5%	0%
Pudgy Penguins	5.1	426	28%	21,890	45,479	Lido	341	1%	24%	75%	0%
Ringers by Dmitri	42.1	20	11%	634	42,069	Stargate	249	15%	0%	84%	1%
The Sandbox	0.2	395	-22%	485	38,834	Gnosis	240	1%	39%	51%	9%

Crypto News

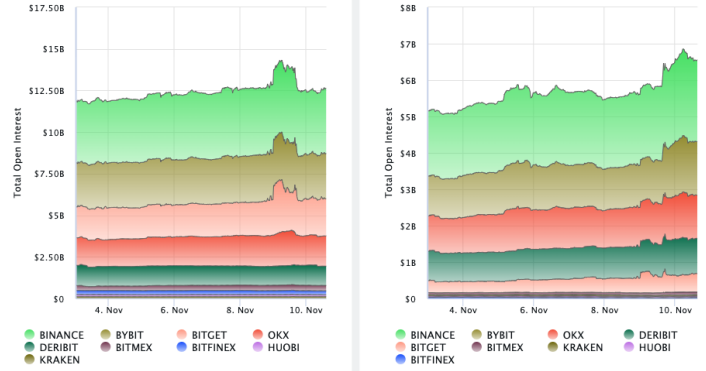
- [First Mover Americas: Ether Surges on BlackRock's ETF Plans - CoinDesk](#)
- [Bitcoin's Biggest Public Holder Sits on \\$1 Billion Profit as Prices Hit \\$37,000 - CoinDesk](#)
- [Ethereum, Bitcoin users reignite scalability debate as gas fees surge - Cointelegraph](#)
- [CME Becomes Top Bitcoin \(BTC\) Futures Trading Venue, Toppling Crypto Exchange Binance - CoinDesk](#)
- [Ethereum Has Gone Deflationary Again—Here's Why and What It Means - Decrypt](#)
- [Ether \(ETH\) Price Soars 10%, Outshines Bitcoin \(BTC\) Price on BlackRock's \(BLK\) ETF Filing; XRP, DOGE Drop 5% - CoinDesk](#)
- [Poloniex wallets drained of as much as \\$100 million in crypto assets - Blockworks](#)
- [Celsius Network payment plan approved by New York judge, now it's up to the SEC - Blockworks](#)
- [Tom Emmer sneaks crypto provision into House budget bill - Blockworks](#)

Crypto Futures

Futures Volume (BTC LHS ; ETH RHS), 1d



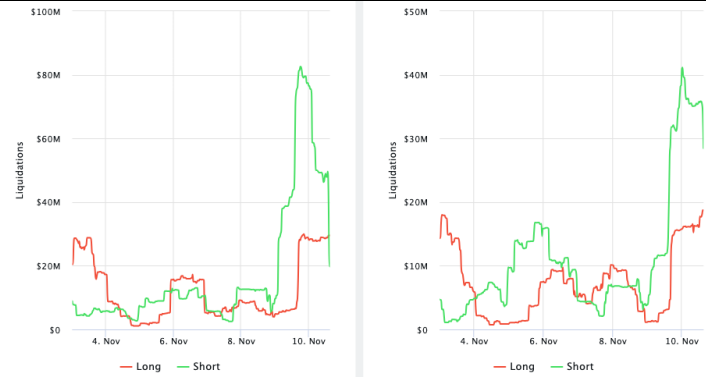
Futures Open Interest (BTC LHS ; ETH RHS)



Volume Weighted Funding Rate (BTC LHS ; ETH RHS), 1d

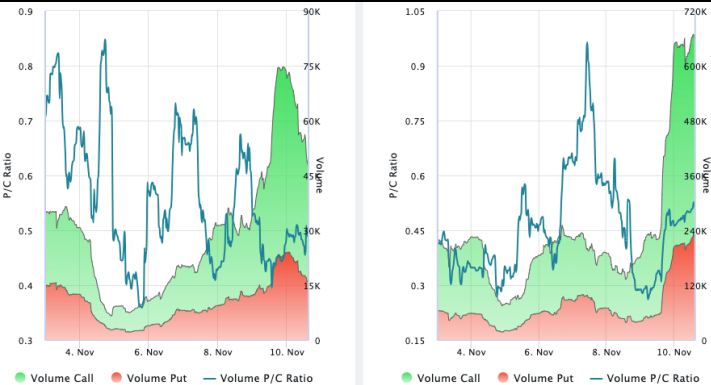


Liquidations (BTC LHS ; ETH RHS), 1d

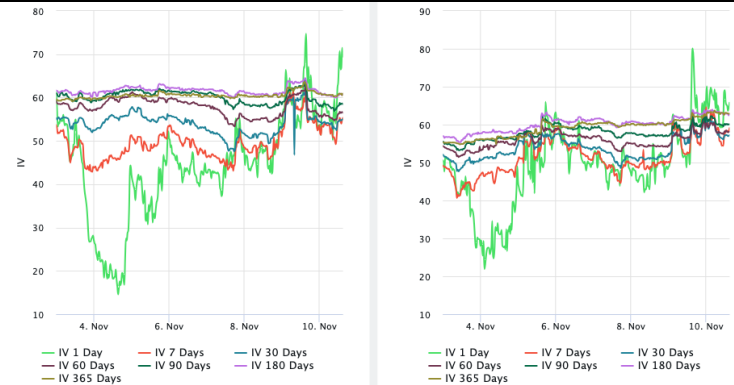


Crypto Options

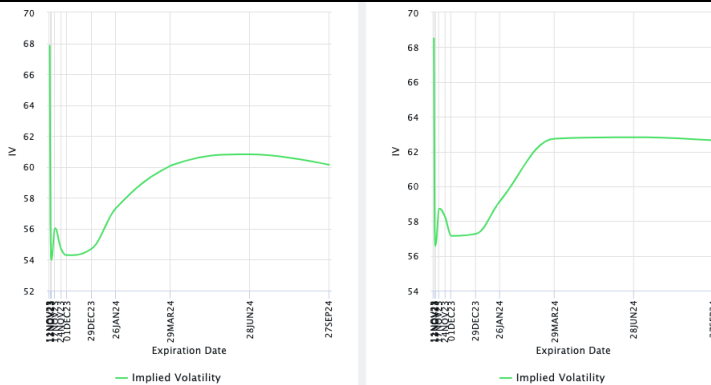
Options Volume & Put/Call Ratio (BTC LHS ; ETH RHS), 1d



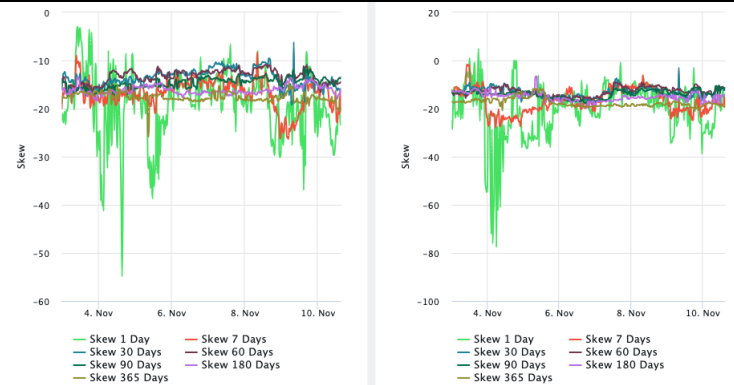
ATM Implied Volatility (BTC LHS ; ETH RHS)



ATM Implied Vol Term Structure (BTC LHS ; ETH RHS)



25 Delta Skew (BTC LHS ; ETH RHS)



About GSR

GSR is a global leader in digital asset trading, market making, OTC derivatives, and investments. We operate in a culture of excellence and leverage our first-rate reputation, deep relationships and proprietary trading technology to move swiftly and capitalize on market opportunities.

GSR's experienced team brings together decades of institutional trading expertise, while our industry-leading proprietary technology stack anchors everything we do.

Our main service areas are: market making; proprietary and algorithmic trading; client execution; structured products; risk management solutions; and portfolio investments.

For more information or if we can help with anything, please see gsr.io or contact us at gsr@gsr.io.

Follow GSR for more content: [Twitter](#) [Telegram](#) [LinkedIn](#)

Authors

Matt Kunke, Research Analyst [Twitter](#) [Telegram](#) [LinkedIn](#)
Brian Rudick, Senior Strategist [Twitter](#) [Telegram](#) [LinkedIn](#)

Required Disclosures

This material is provided by GSR (the "Firm") solely for informational purposes, is intended only for sophisticated, institutional investors and does not constitute an offer or commitment, a solicitation of an offer or commitment, or any advice or recommendation, to enter into or conclude any transaction (whether on the terms shown or otherwise), or to provide investment services in any state or country where such an offer or solicitation or provision would be illegal. The Firm is not and does not act as an advisor or fiduciary in providing this material. GSR is not authorised or regulated in the UK by the Financial Conduct Authority. The protections provided by the UK regulatory system will not be available to you. Specifically, information provided herein is intended for institutional persons only and is not suitable for retail persons in the United Kingdom, and no solicitation or recommendation is being made to you in regards to any products or services.

This material is not a research report, and not subject to any of the independence and disclosure standards applicable to research reports prepared pursuant to FINRA or CFTC research rules. This material is not independent of the Firm's proprietary interests, which may conflict with the interests of any counterparty of the Firm. The Firm trades instruments discussed in this material for its own account, may trade contrary to the views expressed in this material, and may have positions in other related instruments.

Information contained herein is based on sources considered to be reliable, but is not guaranteed to be accurate or complete. Any opinions or estimates expressed herein reflect a judgment made by the author(s) as of the date of publication, and are subject to change without notice. Trading and investing in digital assets involves significant risks including price volatility and illiquidity and may not be suitable for all investors. The Firm is not liable whatsoever for any direct or consequential loss arising from the use of this material. Copyright of this material belongs to GSR. Neither this material nor any copy thereof may be taken, reproduced or redistributed, directly or indirectly, without prior written permission of GSR

Notes & Sources

All options data is based on Deribit and derivatives graphics are from Laevidas. Market returns are based on price returns for the following ETFs: VOO, QQQ, EWU, EWG, EWJ, and EWH. Onchain volumes are not considered and thus certain token volumes may be understated (e.g., stETH).

CoinGecko	Santiment	DefiLlama	CoinMarketCap	Laevidas
L2Beat	Google Finance	TradingView	Deribit	WorldCoinIndex
Cryptorank	Investing.com	NFT Price Floor	CryptoSlate	