





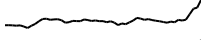





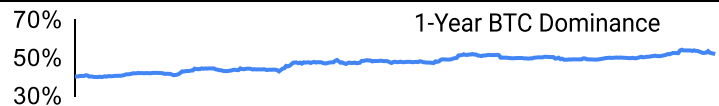
Crypto Leaderboard

Rank	Name	Ticker	Price	24h	7d	30d	24h Vol \$m	MC \$m	1-Year Chart
1	Bitcoin	BTC	\$36,712	-1%	4%	37%	13,588	717,409	
2	Ethereum	ETH	\$2,078	1%	9%	34%	14,352	250,620	
3	Tether	USDT	\$1.00	0%	0%	0%	35,929	86,713	
4	BNB	BNB	\$246	-1%	-3%	19%	773	37,818	
5	XRP Ledger	XRP	\$0.65	-3%	-11%	33%	974	34,869	
6	USD Coin	USDC	\$1.00	0%	0%	0%	8,209	24,075	
7	Solana	SOL	\$55.9	-4%	39%	153%	2,690	23,635	
8	Lido stETH	STETH	\$2,078	1%	9%	34%	15	18,551	
9	Cardano	ADA	\$0.37	-4%	4%	49%	384	12,854	
10	Dogecoin	DOGE	\$0.08	-2%	4%	28%	1,035	10,893	

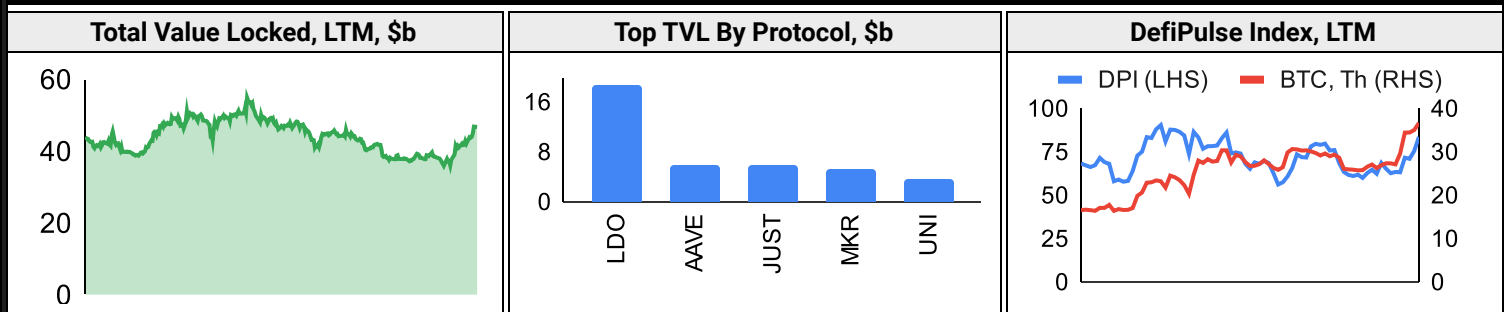
Top & Bottom Performers - Top 100 Tokens

24h		7 Days		30 Days		90 Days		365 Days	
TIA	22%	TIA	117%	RUNE	202%	RUNE	221%	KAS	1653%
BGB	11%	RUNE	40%	SOL	153%	WEMIX	198%	INJ	796%
FIL	10%	SOL	39%	ILV	127%	SOL	133%	CFX	458%
KLAY	6%	ILV	37%	IMX	122%	INJ	127%	RNDR	401%
CRV	-6%	XLN	-8%	TUSD	0%	HBAR	-10%	CAKE	-46%
KAS	-8%	NEO	-8%	FDUSD	0%	SHIB	-12%	ALGO	-47%
CRO	-9%	XRP	-11%	USDD	0%	XDC	-14%	APE	-50%
RLB	-12%	TWT	-21%	MKR	-6%	APE	-21%	CHZ	-59%

Category Performance

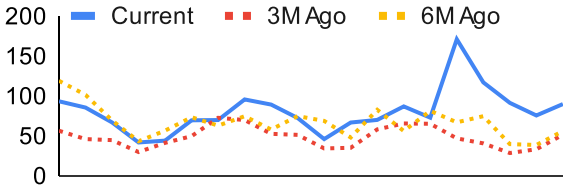
Category	7d	30d	90d	180d	365d	Ecosystem	7d	30d	90d	180d	365d
DEX	24%	81%	56%	45%	62%	Cosmos	12%	71%	51%	61%	164%
Other DeFi	11%	61%	44%	21%	122%	Solana	13%	66%	35%	52%	91%
Gaming/Entertai	11%	59%	25%	1%	-7%	Polygon	7%	51%	38%	12%	57%
Smart Contract	10%	56%	35%	14%	41%	Polkadot	10%	50%	31%	11%	32%
CEXs	30%	56%	45%	28%	45%	Avalanche	8%	50%	23%	24%	43%
IoT/Data/Comp.	10%	52%	43%	25%	33%	Ethereum	11%	46%	31%	22%	64%
Scaling	11%	51%	19%	-10%	19%	BSC	-3%	42%	32%	7%	60%
Lending	8%	49%	46%	47%	29%	Tron	6%	33%	36%	38%	67%
Meme	-3%	35%	11%	-14%	59%						
Currency	-1%	28%	12%	29%	58%						
Privacy	6%	27%	9%	-10%	-7%						

DeFi

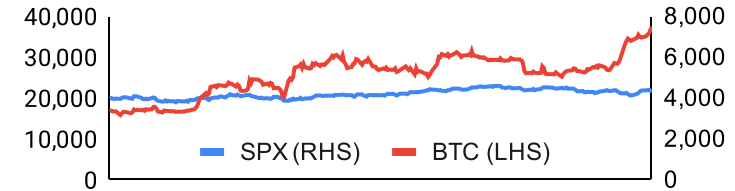


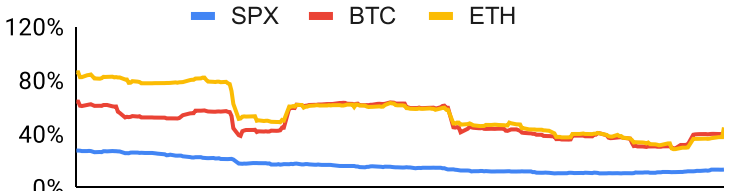
Trading Volume

Aggregate Volumes by Product, \$b					Top Derivatives Exchanges, \$m and bps					Top Spot Exchanges, \$m		
Product	1d	7d	30d	O/I	Exchange	1d Vol	O/I	Mkr	Tkr	Exchange	Score	1d Vol
Spot	32	207	776	n/a	Binance	42,480	10,762	2.0	4.0	Binance	9.9	11,601
Perpetuals	127	1,840	7,320	99	Bybit	12,202	6,217	2.0	5.5	Coinbase	8.6	1,642
Futures	0	3	12	1	OKX	16,841	4,248	2.0	5.0	Kraken	8.4	918
Options	1	12	51	n/a	KuCoin	1,574	1,514	2.0	6.0	KuCoin	7.7	775

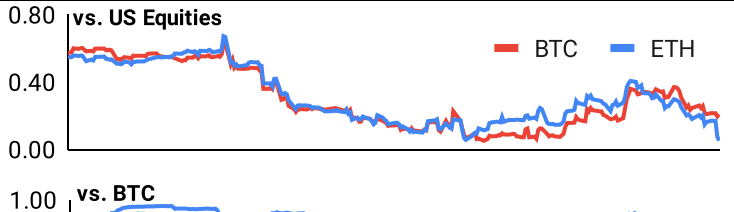
Daily Spot Volume, Top 100 Tokens Last 20d, \$b				Top Volume, 1d, \$m		Top Volume, %20d Avg		Low Volume, %20d Avg	
				USDT	39,877	KLAY	446%	ETHDYDX	0%
				BTC	15,405	FIL	316%	RETH	33%
				ETH	11,162	MATIC	237%	TWT	38%
				USDC	4,621	AVAX	235%	NEO	47%
				SOL	2,663	ICP	200%	MINA	48%

Traditional Finance

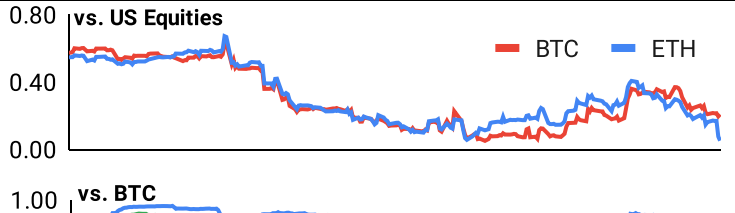
Global Equity Markets							SPX vs. BTC, LTM				
	US	USGrwth	UK	Germany	Japan	HK					
1D	2%	2%	0%	0%	1%	0%					
7D	1%	3%	-1%	1%	-2%	-3%					
90D	-1%	3%	-4%	-6%	-1%	-9%					
365D	13%	35%	8%	12%	13%	-5%					

10-Year Treasury Yields							Commodities & FX					
	US	Brazil	UK	Germany	Japan	HK						
Last	4.68%	11.33%	4.40%	2.74%	0.87%	4.04%	Last	WTI	Gas	Gold	USD/EUR	USD/JPY
1d Chg	0.05	-0.02	0.06	0.03	0.00	-0.06	1d % Chg	77.7	3.16	1,939	0.94	151.5

Volatility

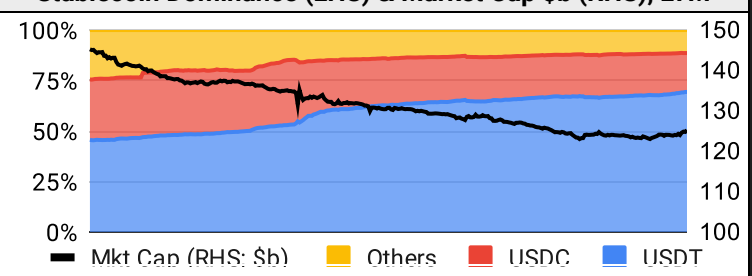
Annualized Volatility							Rolling 3M Annualized Volatility, LTM				
	BTC	ETH	BNB	XRP	SOL	ADA					
30D	43%	52%	33%	55%	116%	51%					
90D	39%	43%	31%	52%	88%	43%					
180D	37%	40%	38%	116%	84%	60%					
365D	42%	47%	44%	94%	94%	60%					

Correlations

Intra-Crypto Correlations, LTM							Rolling 3M Correlations, LTM				
	BTC	ETH	BNB	XRP	SOL	ADA					
BTC											
ETH	0.84										
BNB	0.67	0.70									
XRP	0.40	0.47	0.38								
SOL	0.64	0.65	0.56	0.40							
ADA	0.67	0.73	0.66	0.67	0.65						

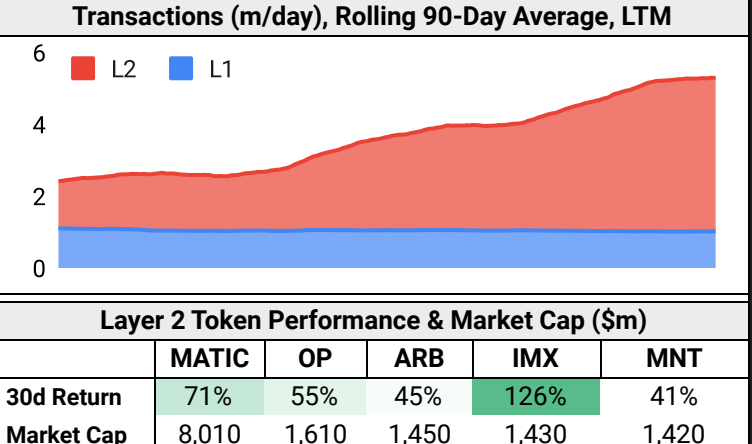
Stablecoins

Stablecoin Market Size and Volume, \$m					Stablecoin Dominance (LHS) & Market Cap \$b (RHS), LTM	
Ticker	Price	1d Vol	20d Avg Vol	Market Cap		
USDT	1.00	39,877	34,047	86,834		
USDC	1.00	4,621	4,147	24,148		
DAI	1.00	149	157	5,355		
TUSD	1.00	154	253	3,338		
BUSD	1.00	514	479	1,878		
USDD	1.00	22	20	724		



Ethereum Mainnet & Layer 2s

Mainnet & Layer 2 Transactions (m/day) and L2 TVL (\$m)					Transactions (m/day), Rolling 90-Day Average, LTM	
Network	1d	30d Avg	TVL	Tech Type		
Ethereum	1.1	1.0	-	Mainnet		
zkSync Era	0.8	0.7	444	ZKR		
Arbitrum One	0.6	0.6	7,480	ORU		
Starknet	0.4	0.4	136	ZKR		
dYdX	0.5	0.3	384	App-specific ZKR		
Base	0.2	0.3	588	ORU		
OP Mainnet	0.3	0.3	3,670	ORU		
Immutable X	0.2	0.2	163	App-specific Validium		
Mantle	0.2	0.2	156	Optimium		
Arbitrum Nova	0.2	0.2	26	Optimium		



Layer 2 Token Performance & Market Cap (\$m)					
	MATIC	OP	ARB	IMX	MNT
30d Return	71%	55%	45%	126%	41%
Market Cap	8,010	1,610	1,450	1,430	1,420

NFTs and DAOs

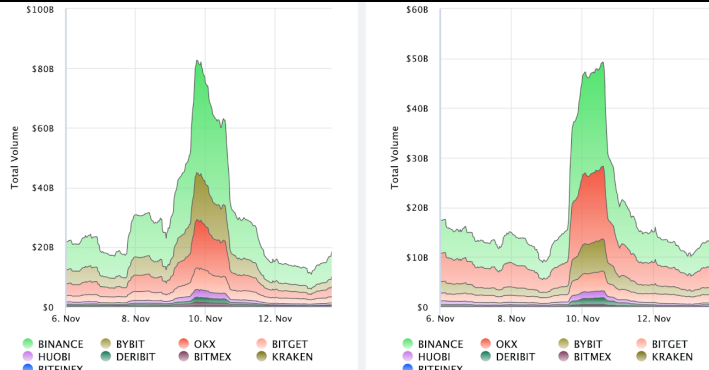
NFT Collection Stats (in ETH)						DAO Treasury Amount (\$m) and Composition					
Collection	Floor	Listings	3M Ret.	3M Vol	Market Cap	DAO	Treasury	Stables	BTC/ETH	Own Tokens	Other
CryptoPunks	59.7	957	24%	33,444	596,900	Arbitrum	4,038	0%	0%	100%	0%
Bored Ape	30.6	439	7%	148,321	306,000	Uniswap	2,224	0%	0%	100%	0%
Autoglyphs	299.0	2	50%	308	153,088	Mantle	2,122	10%	25%	65%	0%
Mutant Ape	5.7	643	0%	71,471	112,002	Optimism	1,679	0%	0%	100%	0%
Squiggle	9.9	219	2%	2,946	98,442	ENS	657	3%	1%	97%	0%
Azuki	6.2	501	26%	24,188	61,500	Ethereum	648	0%	100%	0%	0%
Fidenza	53.0	36	-12%	817	52,947	Golem	358	0%	95%	5%	0%
Pudgy Penguins	5.2	427	31%	22,118	46,660	Lido	340	1%	23%	76%	0%
The Captainz	4.3	165	-7%	18,042	43,296	Stargate	262	15%	0%	84%	1%
Ringers by Dmitri	42.1	21	11%	555	42,069	Gnosis	234	4%	37%	50%	9%

Crypto News

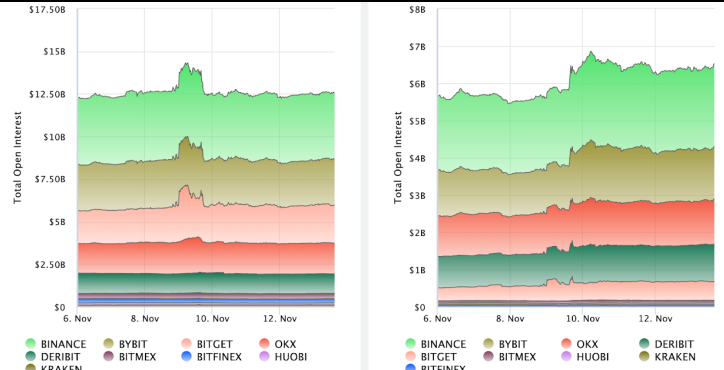
- [Grayscale's Solana Trust Trades at 869% Premium as Institutions Flock to SOL - CoinDesk](#)
- [Genesis, Three Arrows Capital Reach Agreement on \\$1B of Claims - CoinDesk](#)
- [Crypto Exchange Bithumb Plans South Korea IPO in Second-Half 2025: Report - CoinDesk](#)
- [Grayscale Discount Continues to Narrow as Spot Bitcoin, Ether ETF Euphoria Works Through Markets - CoinDesk](#)
- [Raft Suffers \\$3.3M Exploit That Drove Down Stablecoin 50%, but Hacker Likely Lost Money on Attack - CoinDesk](#)
- [Bitcoin institutional inflows top \\$1B in 2023 amid BTC supply squeeze - Cointelegraph](#)
- [Crypto news site The Block shakes off SBF ties with Foresight Ventures deal - Cointelegraph](#)
- [Stablecoin firm Tether minted 4B USDT in 4 weeks: Data - Cointelegraph](#)
- [THORChain becomes third-largest DEX as RUNE surges 50% in a week - Cointelegraph](#)

Crypto Futures

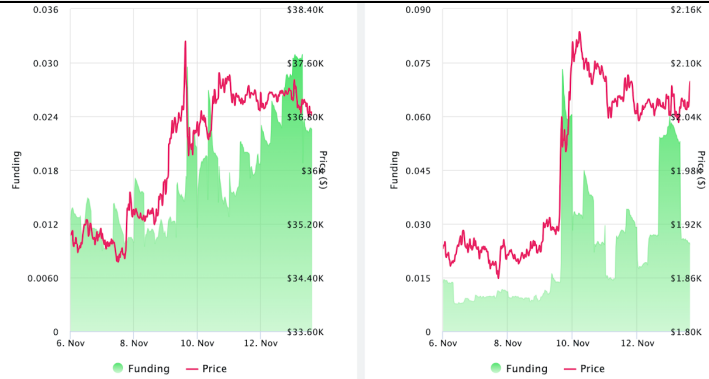
Futures Volume (BTC LHS ; ETH RHS), 1d



Futures Open Interest (BTC LHS ; ETH RHS)



Volume Weighted Funding Rate (BTC LHS ; ETH RHS), 1d

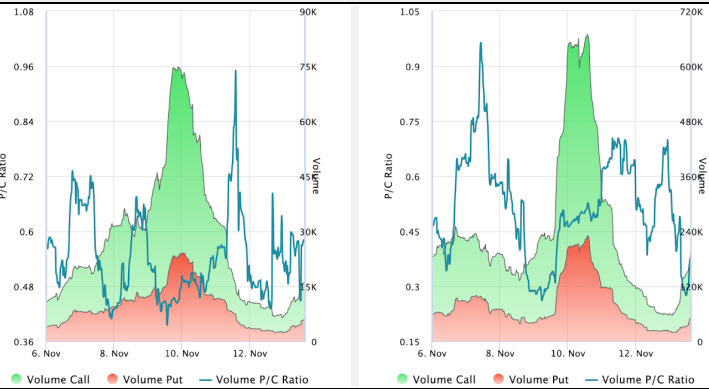


Liquidations (BTC LHS ; ETH RHS), 1d

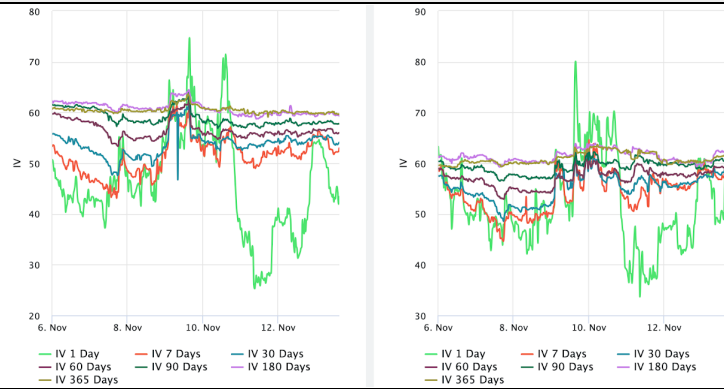


Crypto Options

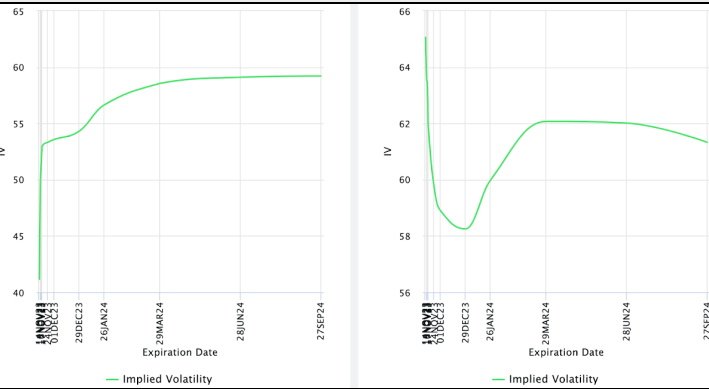
Options Volume & Put/Call Ratio (BTC LHS ; ETH RHS), 1d



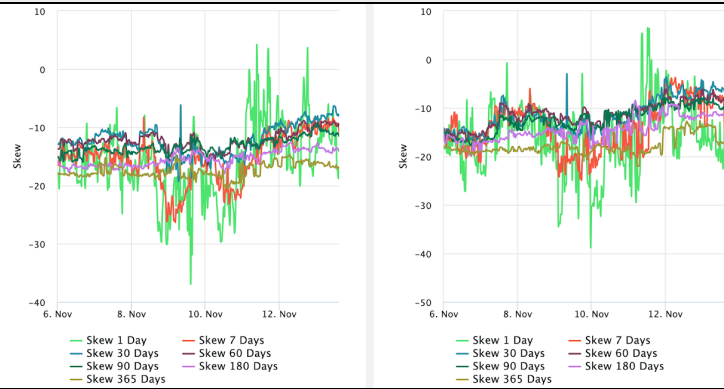
ATM Implied Volatility (BTC LHS ; ETH RHS)



ATM Implied Vol Term Structure (BTC LHS ; ETH RHS)



25 Delta Skew (BTC LHS ; ETH RHS)



About GSR

GSR is a global leader in digital asset trading, market making, OTC derivatives, and investments. We operate in a culture of excellence and leverage our first-rate reputation, deep relationships and proprietary trading technology to move swiftly and capitalize on market opportunities.

GSR's experienced team brings together decades of institutional trading expertise, while our industry-leading proprietary technology stack anchors everything we do.

Our main service areas are: market making; proprietary and algorithmic trading; client execution; structured products; risk management solutions; and portfolio investments.

For more information or if we can help with anything, please see gsr.io or contact us at gsr@gsr.io.

Follow GSR for more content: [Twitter](#) [Telegram](#) [LinkedIn](#)

Authors

Matt Kunke, Research Analyst [Twitter](#) [Telegram](#) [LinkedIn](#)
Brian Rudick, Senior Strategist [Twitter](#) [Telegram](#) [LinkedIn](#)

Required Disclosures

This material is provided by GSR (the "Firm") solely for informational purposes, is intended only for sophisticated, institutional investors and does not constitute an offer or commitment, a solicitation of an offer or commitment, or any advice or recommendation, to enter into or conclude any transaction (whether on the terms shown or otherwise), or to provide investment services in any state or country where such an offer or solicitation or provision would be illegal. The Firm is not and does not act as an advisor or fiduciary in providing this material. GSR is not authorised or regulated in the UK by the Financial Conduct Authority. The protections provided by the UK regulatory system will not be available to you. Specifically, information provided herein is intended for institutional persons only and is not suitable for retail persons in the United Kingdom, and no solicitation or recommendation is being made to you in regards to any products or services.

This material is not a research report, and not subject to any of the independence and disclosure standards applicable to research reports prepared pursuant to FINRA or CFTC research rules. This material is not independent of the Firm's proprietary interests, which may conflict with the interests of any counterparty of the Firm. The Firm trades instruments discussed in this material for its own account, may trade contrary to the views expressed in this material, and may have positions in other related instruments.

Information contained herein is based on sources considered to be reliable, but is not guaranteed to be accurate or complete. Any opinions or estimates expressed herein reflect a judgment made by the author(s) as of the date of publication, and are subject to change without notice. Trading and investing in digital assets involves significant risks including price volatility and illiquidity and may not be suitable for all investors. The Firm is not liable whatsoever for any direct or consequential loss arising from the use of this material. Copyright of this material belongs to GSR. Neither this material nor any copy thereof may be taken, reproduced or redistributed, directly or indirectly, without prior written permission of GSR

Notes & Sources

All options data is based on Deribit and derivatives graphics are from Laevidas. Market returns are based on price returns for the following ETFs: VOO, QQQ, EWU, EWG, EWJ, and EWH. Onchain volumes are not considered and thus certain token volumes may be understated (e.g., stETH).

CoinGecko	Santiment	DefiLlama	CoinMarketCap	Laevidas
L2Beat	Google Finance	TradingView	Deribit	WorldCoinIndex
Cryptorank	Investing.com	NFT Price Floor	CryptoSlate	