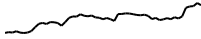

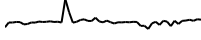

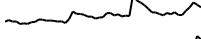







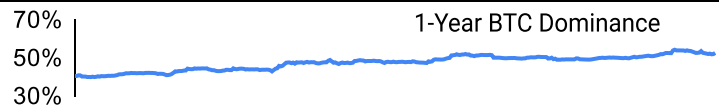
Crypto Leaderboard

Rank	Name	Ticker	Price	24h	7d	30d	24h Vol \$m	MC \$m	1-Year Chart
1	Bitcoin	BTC	\$36,347	-1%	-3%	28%	25,525	710,100	
2	Ethereum	ETH	\$1,954	-4%	-6%	25%	21,528	234,910	
3	Tether	USDT	\$1.00	0%	0%	0%	47,414	87,406	
4	BNB	BNB	\$243	-2%	-3%	16%	877	37,481	
5	XRP Ledger	XRP	\$0.61	-4%	-8%	24%	1,358	32,689	
6	Solana	SOL	\$57.7	-7%	2%	146%	3,735	24,643	
7	USD Coin	USDC	\$1.00	0%	0%	0%	11,593	24,083	
8	Lido stETH	STETH	\$1,951	-4%	-6%	25%	4	17,485	
9	Cardano	ADA	\$0.37	-5%	-5%	51%	535	12,991	
10	Dogecoin	DOGE	\$0.08	4%	8%	39%	2,620	11,866	

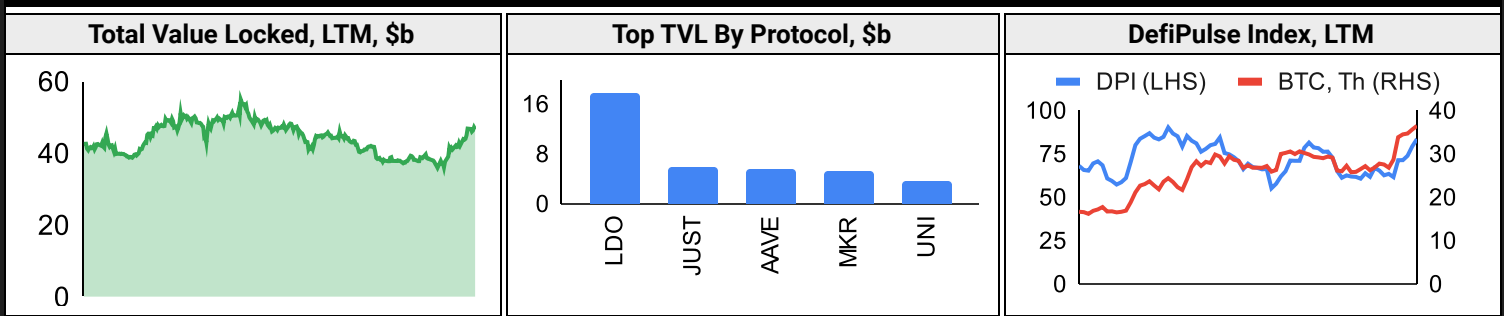
Top & Bottom Performers - Top 100 Tokens

24h		7 Days		30 Days		90 Days		365 Days	
MNT	7%	YFI	86%	RUNE	286%	RUNE	253%	KAS	1790%
NEAR	6%	TIA	85%	YFI	190%	WEMIX	205%	INJ	816%
DOGE	4%	RUNE	51%	KAS	155%	KAS	186%	RNDR	509%
XMR	2%	AVAX	45%	SOL	146%	SOL	164%	RUNE	411%
RNDR	-11%	LINK	-13%	TUSD	0%	HBAR	-4%	FLOW	-45%
ETHDYDX	-12%	MINA	-15%	DAI	0%	XLM	-5%	ALGO	-50%
KAS	-12%	RLB	-18%	USDD	0%	XDC	-10%	APE	-53%
RLB	-17%	NEO	-19%	MKR	-3%	APE	-15%	CHZ	-67%

Category Performance

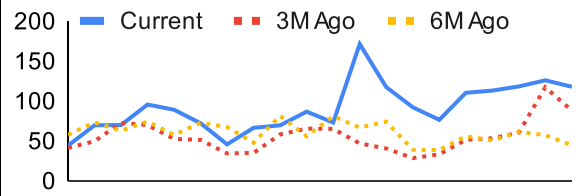
Category	7d	30d	90d	180d	365d	Ecosystem	7d	30d	90d	180d	365d
DEX	7%	81%	70%	54%	62%	Cosmos	4%	74%	53%	65%	173%
Other DeFi	4%	59%	54%	29%	123%	Solana	1%	67%	49%	53%	97%
Smart Contract	1%	56%	46%	17%	39%	Avalanche	3%	52%	40%	30%	42%
Gaming/Entertai	0%	56%	37%	6%	-7%	Ethereum	2%	49%	44%	27%	57%
CEXs	-5%	52%	46%	30%	35%	Polygon	-2%	43%	45%	10%	50%
IoT/Data/Comp.	-4%	50%	57%	26%	28%	Polkadot	-1%	42%	36%	7%	19%
Lending	-6%	48%	62%	48%	24%	BSC	-3%	40%	42%	8%	61%
Scaling	-3%	44%	25%	-12%	11%	Tron	-4%	18%	39%	26%	61%
Meme	0%	37%	28%	-8%	61%						
Privacy	-4%	22%	17%	-11%	-15%						
Currency	-5%	18%	21%	25%	46%						

DeFi

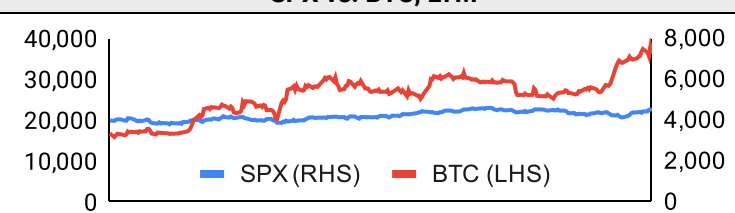


Trading Volume

Aggregate Volumes by Product, \$b					Top Derivatives Exchanges, \$m and bps					Top Spot Exchanges, \$m		
Product	1d	7d	30d	O/I	Exchange	1d Vol	O/I	Mkr	Tkr	Exchange	Score	1d Vol
Spot	37	270	824	n/a	Binance	56,574	10,199	2.0	4.0	Binance	9.9	13,277
Perpetuals	118	1,840	7,590	100	Bybit	18,657	5,947	2.0	5.5	Coinbase	8.7	2,424
Futures	1	4	12	1	OKX	21,716	3,932	2.0	5.0	Kraken	8.4	1,315
Options	2	10	52	n/a	KuCoin	2,314	1,421	2.0	6.0	Bybit	7.7	2,670

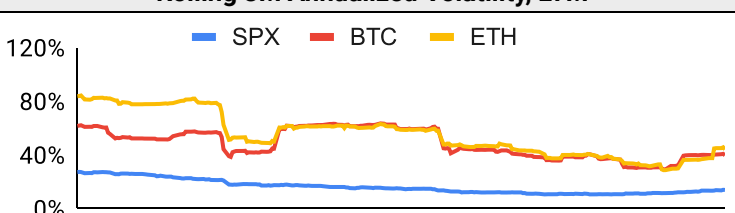
Daily Spot Volume, Top 100 Tokens Last 20d, \$b				Top Volume, 1d, \$m		Top Volume, %20d Avg		Low Volume, %20d Avg	
				USDT	49,618	YFI	317%	TIA	0%
				BTC	24,933	AVAX	307%	STETH	31%
				ETH	13,067	KAS	291%	TWT	32%
				USDC	6,223	DOGE	277%	NEO	42%
				SOL	3,590	RNDR	248%	MINA	50%

Traditional Finance

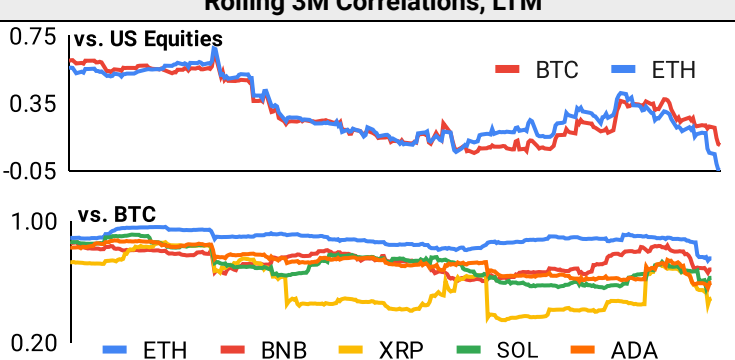
Global Equity Markets							SPX vs. BTC, LTM	
	US	USGrwth	UK	Germany	Japan	HK		
1D	0%	0%	-1%	0%	0%	-2%	20,000	4,000
7D	4%	4%	2%	5%	3%	3%	30,000	6,000
90D	4%	8%	0%	1%	3%	-1%	40,000	8,000
365D	16%	36%	9%	15%	14%	-8%	0	0

10-Year Treasury Yields							Commodities & FX				
	US	Brazil	UK	Germany	Japan	HK	WTI	Gas	Gold	USD/EUR	USD/JPY
Last	4.44%	11.06%	4.13%	2.57%	0.73%	3.84%	74.1	3.01	1,987	0.92	149.7
1d Chg	0.00	-0.10	-0.03	-0.02	-0.02	-0.06	1.6%	-1.8%	0.0%	-0.1%	-0.7%

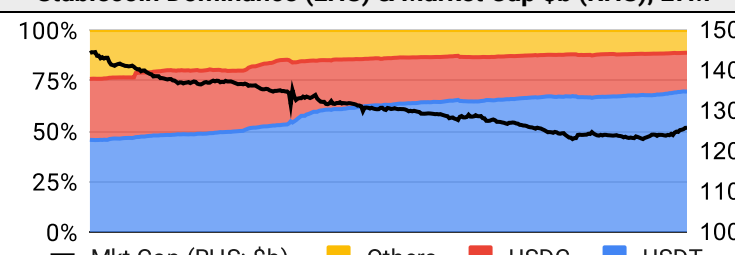
Volatility

Annualized Volatility							Rolling 3M Annualized Volatility, LTM				
	BTC	ETH	BNB	XRP	SOL	ADA					
30D	51%	58%	40%	64%	137%	56%	80%	40%	40%	40%	40%
90D	40%	43%	31%	47%	98%	43%	80%	40%	40%	40%	40%
180D	39%	41%	39%	117%	90%	61%	80%	40%	40%	40%	40%
365D	43%	47%	45%	94%	96%	61%	80%	40%	40%	40%	40%

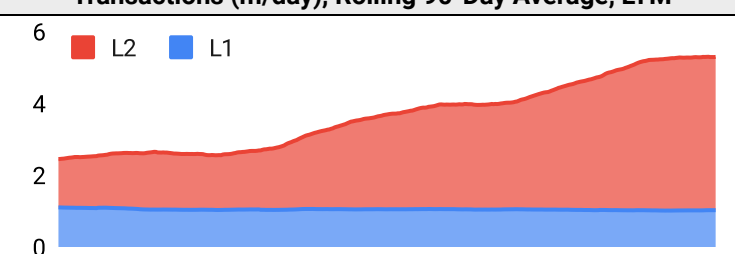
Correlations

Intra-Crypto Correlations, LTM							Rolling 3M Correlations, LTM				
	BTC	ETH	BNB	XRP	SOL	ADA					
BTC							0.75	0.35	0.75	0.35	0.75
ETH	0.84						0.05	0.05	0.05	0.05	0.05
BNB	0.68	0.70					1.00	1.00	1.00	1.00	1.00
XRP	0.40	0.48	0.38				1.00	1.00	1.00	1.00	1.00
SOL	0.64	0.64	0.58	0.39			1.00	1.00	1.00	1.00	1.00
ADA	0.68	0.73	0.67	0.67	0.66		1.00	1.00	1.00	1.00	1.00

Stablecoins

Stablecoin Market Size and Volume, \$m					Stablecoin Dominance (LHS) & Market Cap \$b (RHS), LTM	
Ticker	Price	1d Vol	20d Avg Vol	Market Cap		
USDT	1.00	49,618	38,650	87,574		
USDC	1.00	6,223	4,627	24,125		
DAI	1.00	253	171	5,348		
TUSD	1.00	252	237	3,308		
BUSD	1.00	573	502	1,833		
USDD	1.00	44	25	723		

Ethereum Mainnet & Layer 2s

Mainnet & Layer 2 Transactions (m/day) and L2 TVL (\$m)					Transactions (m/day), Rolling 90-Day Average, LTM	
Network	1d	30d Avg	TVL	Tech Type		
Ethereum	1.1	1.1	-	Mainnet		
zkSync Era	0.5	0.7	434	ZKR		
Arbitrum One	0.8	0.6	7,250	ORU		
Starknet	0.4	0.4	136	ZKR		
dYdX	0.7	0.4	420	App-specific ZKR		
Base	0.2	0.3	571	ORU		
OP Mainnet	0.4	0.3	3,490	ORU		
Immutable X	0.2	0.3	149	App-specific Validium		
Mantle	0.2	0.2	158	Optimium		
Arbitrum Nova	0.2	0.2	25	Optimium		

Layer 2 Token Performance & Market Cap (\$m)					
	MATIC	MNT	OP	IMX	ARB
30d Return	63%	56%	44%	123%	34%
Market Cap	7,780	1,560	1,520	1,450	1,340

NFTs and DAOs

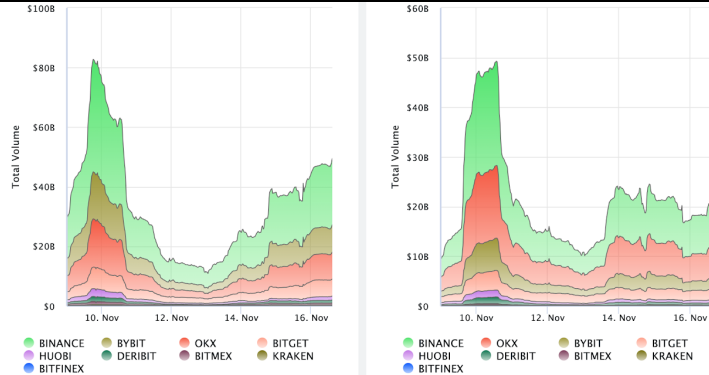
NFT Collection Stats (in ETH)						DAO Treasury Amount (\$m) and Composition					
Collection	Floor	Listings	3M Ret.	3M Vol	Market Cap	DAO	Treasury	Stables	BTC/ETH	Own Tokens	Other
CryptoPunks	56.9	969	19%	34,259	569,000	Arbitrum	3,723	0%	0%	100%	0%
Bored Ape	29.6	419	24%	146,999	295,500	Mantle	2,253	10%	22%	68%	0%
Autoglyphs	255.0	4	28%	150	130,560	Uniswap	2,117	0%	0%	100%	0%
Mutant Ape	5.5	746	28%	70,648	107,911	Optimism	1,543	0%	0%	100%	0%
Squiggle	9.4	226	-5%	2,895	93,944	ENS	656	3%	1%	97%	0%
Azuki	5.9	522	70%	23,472	58,550	Ethereum	619	0%	100%	0%	0%
Fidenza	53.0	40	-12%	754	52,947	Golem	347	0%	94%	6%	0%
Pudgy Penguins	5.8	387	58%	22,477	51,373	Lido	315	1%	23%	75%	0%
The Captainz	4.5	147	29%	19,363	44,496	Gnosis	245	1%	36%	54%	9%
Ringers by Dmitri	42.1	22	17%	555	42,069	Stargate	238	17%	0%	82%	1%

Crypto News

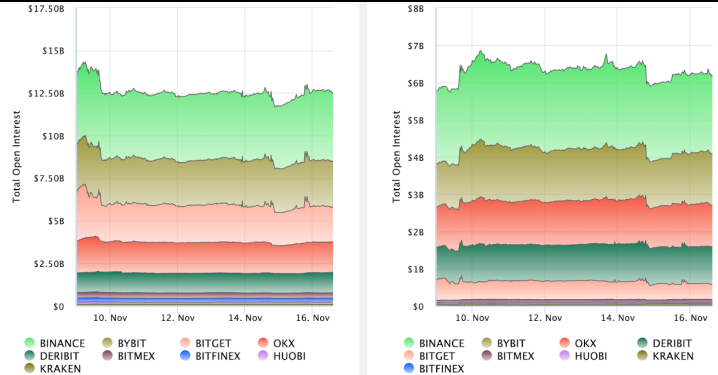
[FBI Arrests Trio Accused of Bilking Banks Out of \\$10M, Converting Funds to Crypto - CoinDesk](#)
[255M Pyth Tokens to Be Airdropped to 90K Wallets Next Week - CoinDesk](#)
[Global securities body IOSCO unveils crypto regulatory framework proposals - Cointelegraph](#)
[Sushi taps into ZetaChain to begin testing native Bitcoin DeFi swaps - Cointelegraph](#)
[Singapore central bank to trial live wholesale CBDC for settlements - Cointelegraph](#)
[Web3 should draw newcomers, not be a 'money grab from brands' — Tech CEO - Cointelegraph](#)
[Polygon gas fees spike 1,000% amid Ordinals-inspired token craze - Cointelegraph](#)
[Vivek Ramaswamy unveils crypto policy platform criticizing mixer sanctions - Cointelegraph](#)
[Tether plans major expansion into BTC mining with \\$500M investment: Report - Cointelegraph](#)

Crypto Futures

Futures Volume (BTC LHS ; ETH RHS), 1d



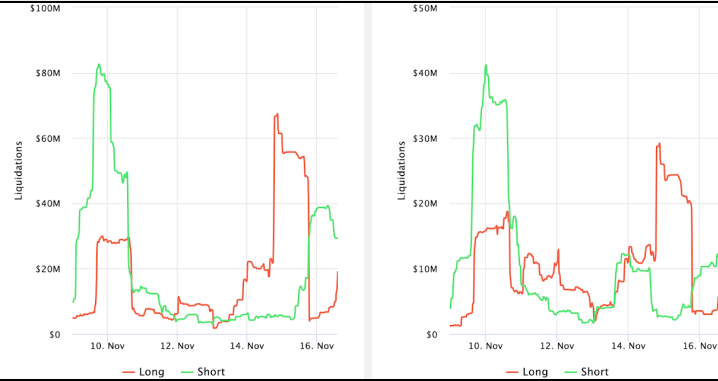
Futures Open Interest (BTC LHS ; ETH RHS)



Volume Weighted Funding Rate (BTC LHS ; ETH RHS), 1d

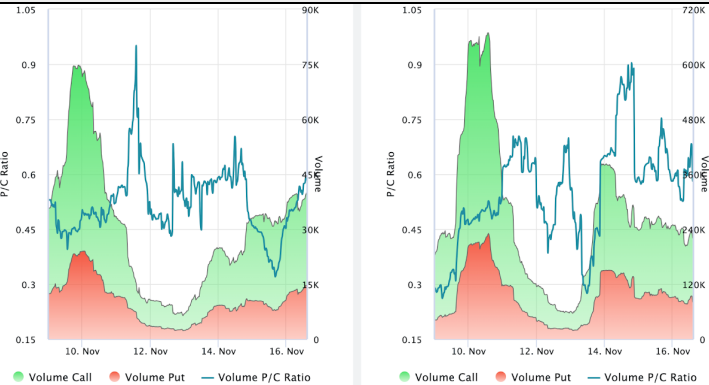


Liquidations (BTC LHS ; ETH RHS), 1d

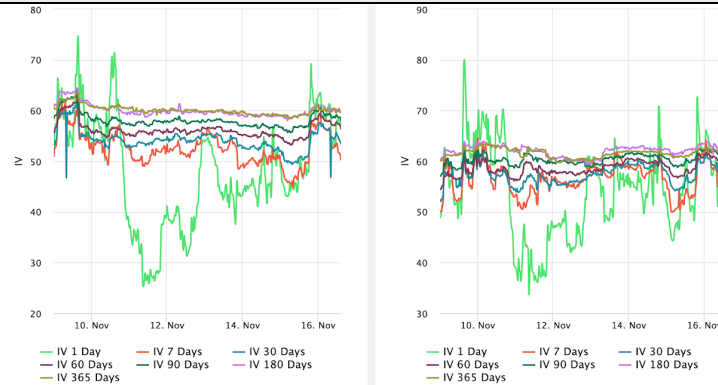


Crypto Options

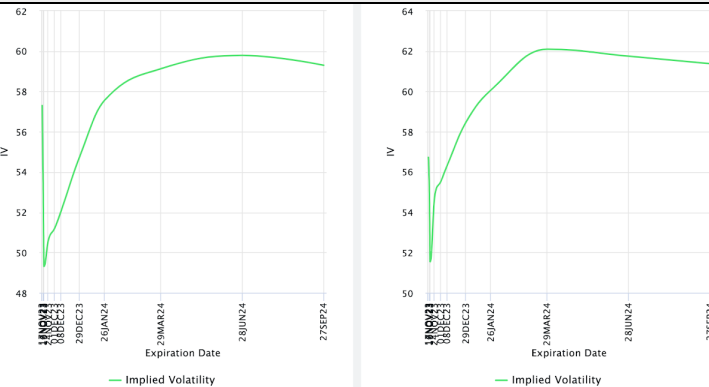
Options Volume & Put/Call Ratio (BTC LHS ; ETH RHS), 1d



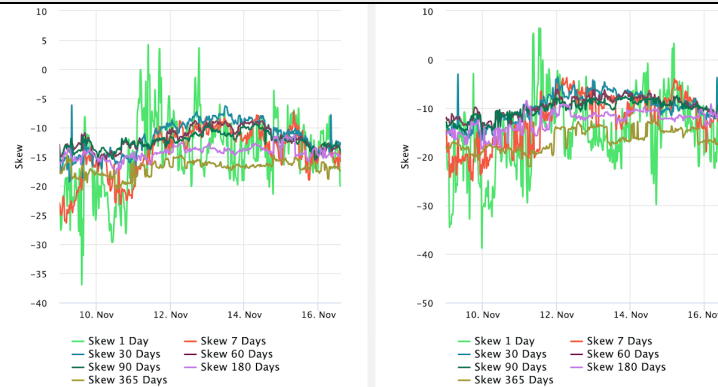
ATM Implied Volatility (BTC LHS ; ETH RHS)



ATM Implied Vol Term Structure (BTC LHS ; ETH RHS)



25 Delta Skew (BTC LHS ; ETH RHS)



About GSR

GSR is a global leader in digital asset trading, market making, OTC derivatives, and investments. We operate in a culture of excellence and leverage our first-rate reputation, deep relationships and proprietary trading technology to move swiftly and capitalize on market opportunities.

GSR's experienced team brings together decades of institutional trading expertise, while our industry-leading proprietary technology stack anchors everything we do.

Our main service areas are: market making; proprietary and algorithmic trading; client execution; structured products; risk management solutions; and portfolio investments.

For more information or if we can help with anything, please see gsr.io or contact us at gsr@gsr.io.

Follow GSR for more content: [Twitter](#) [Telegram](#) [LinkedIn](#)

Authors

Matt Kunke, Research Analyst [Twitter](#) [Telegram](#) [LinkedIn](#)
Brian Rudick, Senior Strategist [Twitter](#) [Telegram](#) [LinkedIn](#)

Required Disclosures

This material is provided by GSR (the "Firm") solely for informational purposes, is intended only for sophisticated, institutional investors and does not constitute an offer or commitment, a solicitation of an offer or commitment, or any advice or recommendation, to enter into or conclude any transaction (whether on the terms shown or otherwise), or to provide investment services in any state or country where such an offer or solicitation or provision would be illegal. The Firm is not and does not act as an advisor or fiduciary in providing this material. GSR is not authorised or regulated in the UK by the Financial Conduct Authority. The protections provided by the UK regulatory system will not be available to you. Specifically, information provided herein is intended for institutional persons only and is not suitable for retail persons in the United Kingdom, and no solicitation or recommendation is being made to you in regards to any products or services.

This material is not a research report, and not subject to any of the independence and disclosure standards applicable to research reports prepared pursuant to FINRA or CFTC research rules. This material is not independent of the Firm's proprietary interests, which may conflict with the interests of any counterparty of the Firm. The Firm trades instruments discussed in this material for its own account, may trade contrary to the views expressed in this material, and may have positions in other related instruments.

Information contained herein is based on sources considered to be reliable, but is not guaranteed to be accurate or complete. Any opinions or estimates expressed herein reflect a judgment made by the author(s) as of the date of publication, and are subject to change without notice. Trading and investing in digital assets involves significant risks including price volatility and illiquidity and may not be suitable for all investors. The Firm is not liable whatsoever for any direct or consequential loss arising from the use of this material. Copyright of this material belongs to GSR. Neither this material nor any copy thereof may be taken, reproduced or redistributed, directly or indirectly, without prior written permission of GSR

Notes & Sources

All options data is based on Deribit and derivatives graphics are from Laevidas. Market returns are based on price returns for the following ETFs: VOO, QQQ, EWU, EWG, EWJ, and EWH. Onchain volumes are not considered and thus certain token volumes may be understated (e.g., stETH).

CoinGecko	Santiment	DefiLlama	CoinMarketCap	Laevidas
L2Beat	Google Finance	TradingView	Deribit	WorldCoinIndex
Cryptorank	Investing.com	NFT Price Floor	CryptoSlate	