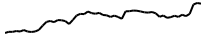

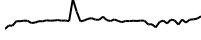









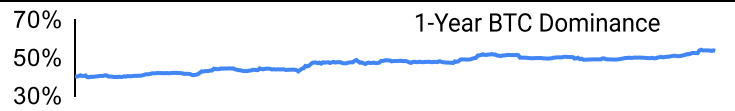
Crypto Leaderboard

Rank	Name	Ticker	Price	24h	7d	30d	24h Vol \$m	MC \$m	1-Year Chart
1	Bitcoin	BTC	\$34,994	1%	2%	28%	25,873	683,469	
2	Ethereum	ETH	\$1,825	1%	0%	10%	19,613	220,064	
3	Tether	USDT	\$1.00	0%	0%	0%	41,330	85,048	
4	BNB	BNB	\$232	3%	3%	9%	812	35,713	
5	XRP Ledger	XRP	\$0.61	2%	10%	14%	1,727	32,887	
6	USD Coin	USDC	\$1.00	0%	0%	0%	10,237	24,708	
7	Solana	SOL	\$43.5	10%	35%	85%	3,877	18,232	
8	Lido stETH	STETH	\$1,827	2%	1%	10%	29	16,062	
9	Cardano	ADA	\$0.31	7%	6%	19%	359	10,786	
10	Dogecoin	DOGE	\$0.07	3%	-7%	12%	734	9,741	

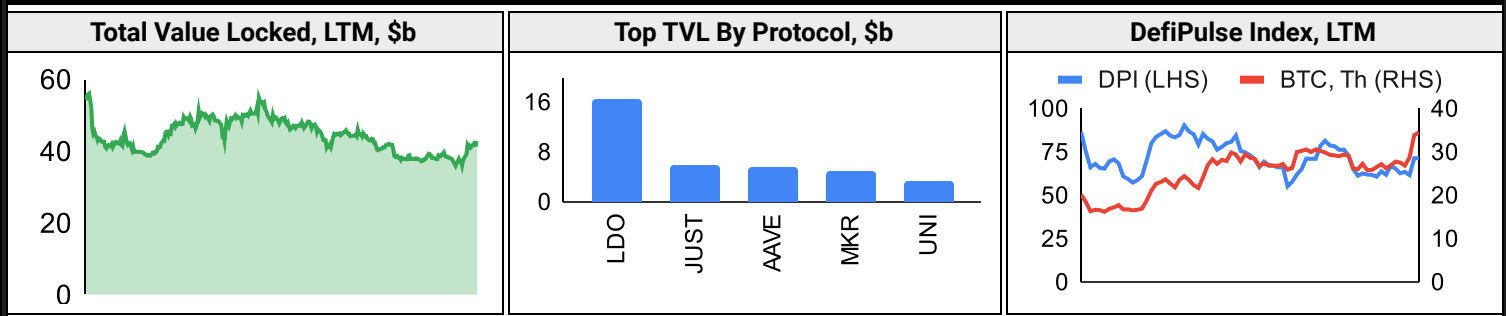
Top & Bottom Performers - Top 100 Tokens

24h		7 Days		30 Days		90 Days		365 Days	
AAVE	14%	SOL	35%	INJ	106%	RUNE	210%	KAS	1770%
MANA	13%	INJ	27%	SOL	85%	RLB	111%	INJ	504%
UNI	13%	RUNE	26%	MINA	57%	SOL	91%	CFX	316%
SNX	10%	NEO	25%	PEPE	57%	INJ	90%	OKB	181%
LEO	-1%	XRD	-7%	USDC	0%	XRD	-22%	FLOW	-66%
KAS	-2%	DOGE	-7%	MNT	-2%	UNI	-24%	APE	-68%
RUNE	-5%	MKR	-8%	MKR	-7%	APE	-25%	ALGO	-69%
RLB	-8%	MINA	-11%	XRD	-27%	XDC	-28%	CHZ	-71%

Category Performance

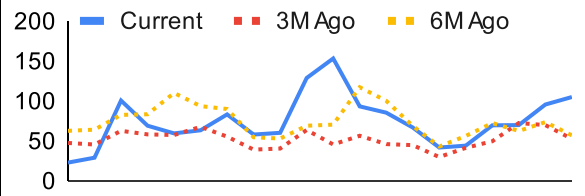
Category	7d	30d	90d	180d	365d	Ecosystem	7d	30d	90d	180d	365d
Other DeFi	7%	39%	23%	4%	42%	Polygon	13%	32%	17%	-9%	7%
Meme	-5%	32%	11%	-24%	8%	Tron	16%	27%	35%	35%	33%
DEX	19%	30%	21%	1%	-9%	Solana	14%	27%	14%	23%	1%
Smart Contract	13%	26%	11%	-7%	-14%	Cosmos	11%	26%	30%	28%	83%
IoT/Data/Comp.	10%	23%	14%	-6%	-20%	BSC	10%	23%	15%	-11%	14%
Gaming/Entertai	8%	23%	4%	-24%	-44%	Ethereum	7%	22%	9%	2%	9%
Lending	5%	20%	16%	17%	-16%	Avalanche	10%	22%	3%	1%	-6%
Currency	5%	15%	4%	24%	26%	Polkadot	9%	18%	6%	-14%	-16%
Scaling	7%	14%	-6%	-31%	-22%						
Privacy	5%	14%	-3%	-22%	-33%						
CEXs	2%	7%	-4%	-15%	-18%						

DeFi

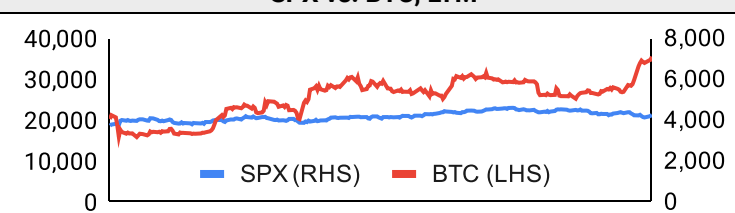


Trading Volume

Aggregate Volumes by Product, \$b					Top Derivatives Exchanges, \$m and bps					Top Spot Exchanges, \$m		
Product	1d	7d	30d	O/I	Exchange	1d Vol	O/I	Mkr	Tkr	Exchange	Score	1d Vol
Spot	35	150	629	n/a	Binance	55,382	10,001	2.0	4.0	Binance	9.9	12,505
Perpetuals	288	2,080	5,760	127	Bybit	18,864	5,744	2.0	5.5	Coinbase	8.6	2,133
Futures	1	2	12	1	OKX	21,010	3,770	2.0	5.0	Kraken	8.2	1,088
Options	2	8	46	n/a	KuCoin	2,671	1,383	2.0	6.0	Bybit	7.7	2,315

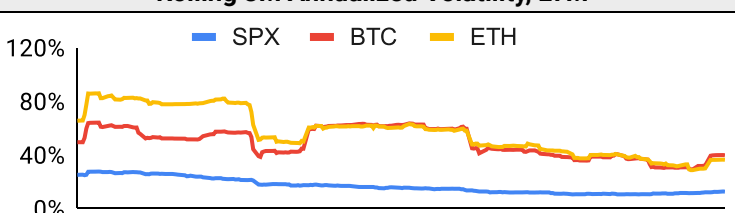
Daily Spot Volume, Top 100 Tokens Last 20d, \$b				Top Volume, 1d, \$m		Top Volume, %20d Avg		Low Volume, %20d Avg	
				USDT	43,253	UNI	444%	MINA	36%
				BTC	24,646	RETH	431%	XAUT	46%
				ETH	11,197	NEAR	363%	BSV	55%
				USDC	5,550	SOL	340%	RPL	74%
				SOL	3,877	CRV	315%	WBT	90%

Traditional Finance

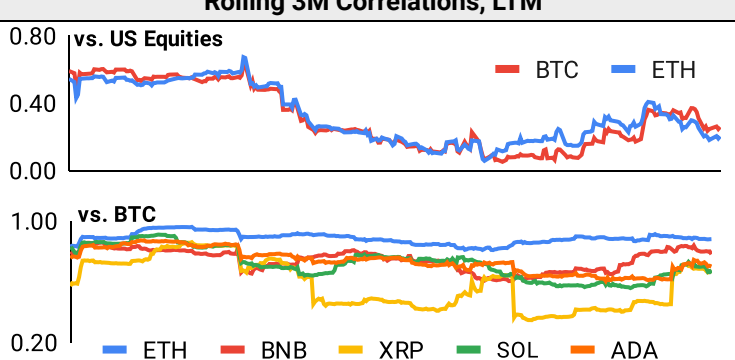
Global Equity Markets							SPX vs. BTC, LTM				
	US	USGrwth	UK	Germany	Japan	HK					
1D	1%	2%	0%	1%	2%	0%					
7D	1%	2%	0%	1%	3%	0%					
90D	-5%	-4%	-5%	-10%	-2%	-14%					
365D	12%	31%	12%	19%	20%	4%					

10-Year Treasury Yields							Commodities & FX					
	US	Brazil	UK	Germany	Japan	HK	Last	WTI	Gas	Gold	USD/EUR	USD/JPY
Last	4.66%	11.65%	4.40%	2.69%	0.91%	4.19%	Last	81.6	3.43	1,992	0.94	150.3
1d Chg	-0.13	-0.08	-0.10	-0.06	-0.01	-0.06	1d % Chg	1.4%	-1.9%	0.2%	-0.7%	-0.5%

Volatility

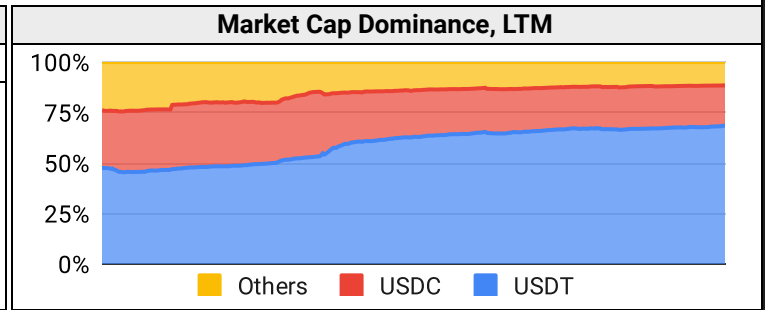
Annualized Volatility							Rolling 3M Annualized Volatility, LTM				
	BTC	ETH	BNB	XRP	SOL	ADA					
30D	44%	35%	27%	40%	89%	39%					
90D	39%	34%	28%	47%	74%	38%					
180D	37%	36%	37%	116%	77%	58%					
365D	47%	54%	51%	99%	108%	65%					

Correlations

Intra-Crypto Correlations, LTM							Rolling 3M Correlations, LTM				
	BTC	ETH	BNB	XRP	SOL	ADA					
BTC											
ETH	0.89										
BNB	0.74	0.77									
XRP	0.49	0.57	0.46								
SOL	0.73	0.76	0.68	0.50							
ADA	0.74	0.80	0.71	0.71	0.72						

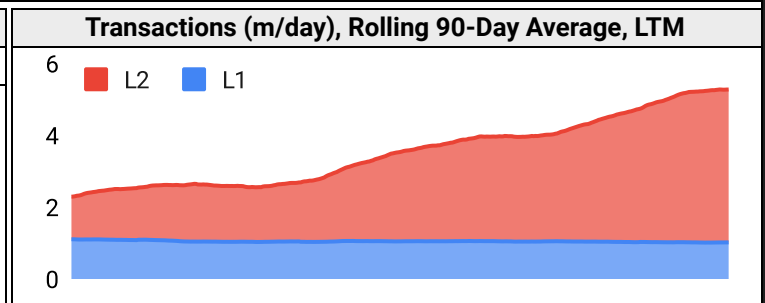
Stablecoins

Stablecoin Market Size and Volume, \$m				
Ticker	Price	1d Vol	20d Avg Vol	Market Cap
USDT	1.00	43,253	33,245	84,932
USDC	1.00	5,550	3,753	24,765
DAI	1.00	213	146	5,349
TUSD	1.00	461	305	3,343
BUSD	1.00	601	543	2,000
USDD	1.00	20	18	725



Ethereum Mainnet & Layer 2s

Mainnet & Layer 2 Transactions (m/day) and L2 TVL (\$m)				
Network	1d	30d Avg	TVL	Tech Type
Ethereum	1.1	1.0	-	Mainnet
zkSync Era	0.6	0.8	428	ZKR
Arbitrum One	0.7	0.6	6,790	ORU
Starknet	0.4	0.5	127	ZKR
Base	0.3	0.4	573	ORU
dYdX	0.4	0.2	379	App-specific ZKR
OP Mainnet	0.2	0.2	3,040	ORU
Mantle	0.2	0.2	141	Optimium
Immutable X	0.3	0.2	102	App-specific Validium
Arbitrum Nova	0.2	0.2	23	Optimium



Layer 2 Token Performance & Market Cap (\$m)

	MATIC	ARB	MNT	OP	IMX
30d Return	19%	9%	-1%	4%	20%
Market Cap	6,180	1,280	1,260	1,240	832

NFTs and DAOs

NFT Collection Stats (in ETH)					
Collection	Floor	Listings	3M Ret.	3M Vol	Market Cap
CryptoPunks	46.9	1,023	0%	22,833	468,700
Bored Ape	30.1	466	5%	124,320	301,000
Mutant Ape	5.8	614	7%	68,354	112,801
Autoglyphs	170.0	3	-11%	663	87,040
Squiggle	8.7	236	-18%	2,993	86,448
Fidenza	60.0	34	-29%	482	59,940
The Captainz	5.5	159	26%	12,452	55,294
Azuki	5.1	395	6%	25,887	51,479
The Sandbox	0.3	373	-7%	454	46,271
Pudgy Penguins	5.1	430	25%	21,570	45,149

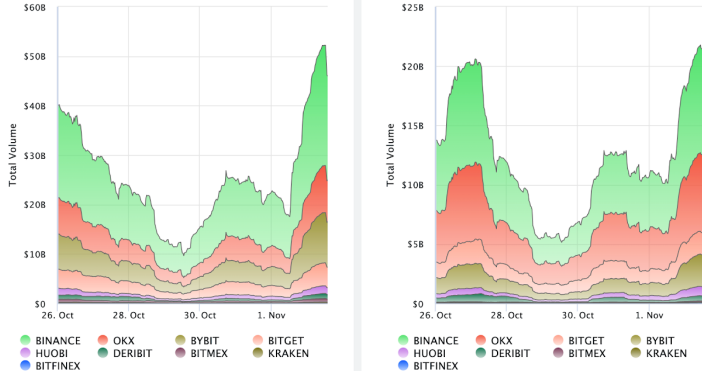
DAO Treasury Amount (\$m) and Composition					
DAO	Treasury	Stables	BTC/ETH	Own Tokens	Other
Arbitrum	3,578	0%	0%	100%	0%
Uniswap	1,907	0%	0%	100%	0%
Mantle	1,906	11%	25%	63%	0%
Optimism	1,280	0%	0%	100%	0%
ENS	590	3%	1%	96%	0%
Ethereum	581	0%	100%	0%	0%
Golem	321	0%	95%	5%	0%
Lido	275	1%	26%	73%	0%
Stargate	215	17%	0%	81%	1%
Volta Club	212	57%	0%	12%	30%

Crypto News

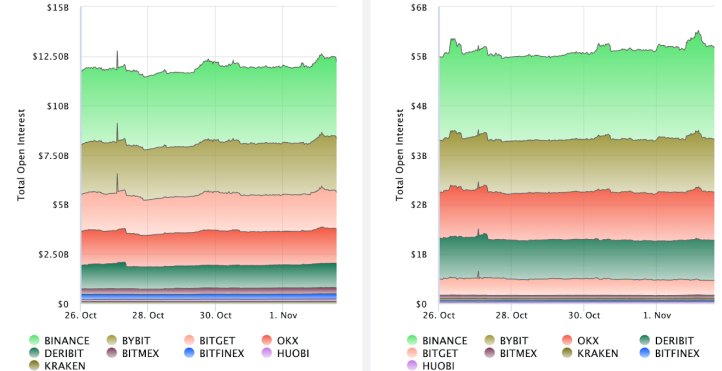
- [Tether issues \\$610M debt financing to Bitcoin miner Northern Data - Cointelegraph](#)
- [MicroStrategy Acquires An Additional 155 Bitcoin for \\$5.3 Million - Bitcoin Magazine](#)
- [Visa completes digital Hong Kong dollar pilot test with local banks - Cointelegraph](#)
- [Sam Bankman-Fried built 'pyramid of deceit', jurors hear in closing arguments - The Guardian](#)
- [PayPal receives SEC subpoena over stablecoin - Blockworks](#)
- [Etherscan will no longer run Ava Labs' block explorer - Blockworks](#)
- [SafeMoon accused of securities fraud in SEC lawsuit - Blockworks](#)
- [Protocol Village: Toposware, Specialist in Zero-Knowledge Cryptography, Raises \\$5M - CoinDesk](#)
- [Solana Surges to 14-Month High: Sell Pressure Lingers as FTX Unstakes \\$67M Tokens - CoinDesk](#)

Crypto Futures

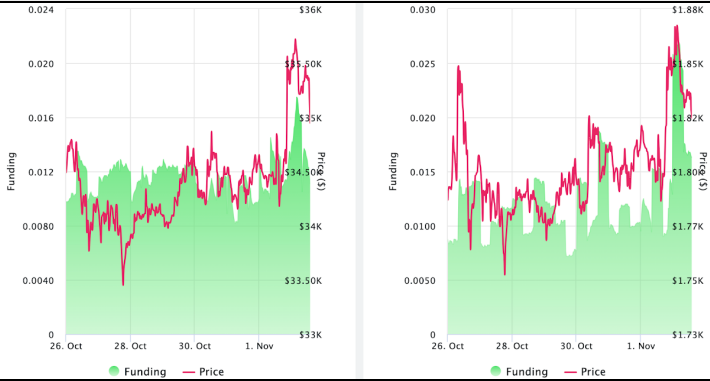
Futures Volume (BTC LHS ; ETH RHS), 1d



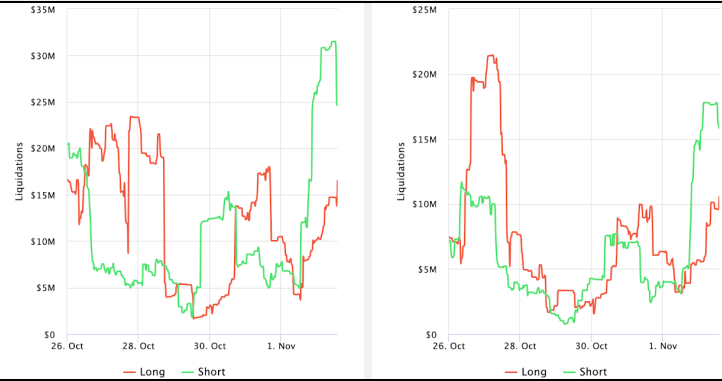
Futures Open Interest (BTC LHS ; ETH RHS)



Volume Weighted Funding Rate (BTC LHS ; ETH RHS), 1d

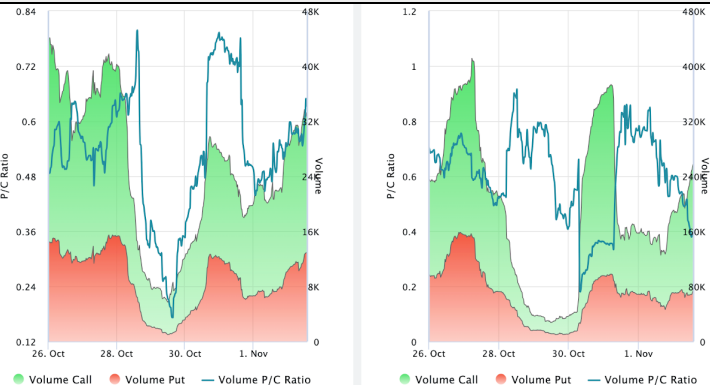


Liquidations (BTC LHS ; ETH RHS), 1d

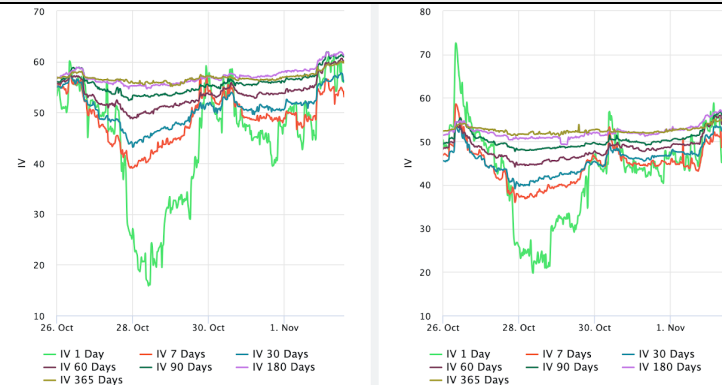


Crypto Options

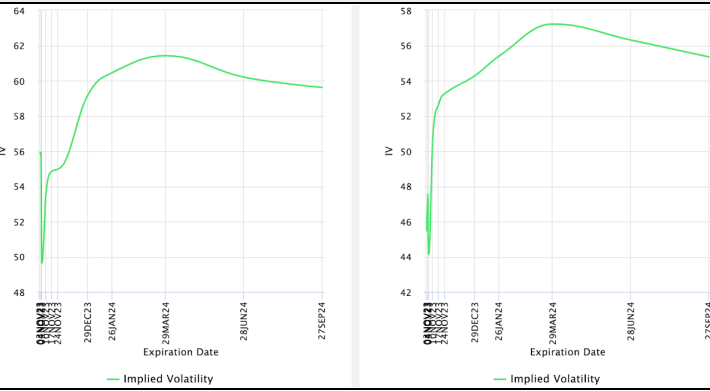
Options Volume & Put/Call Ratio (BTC LHS ; ETH RHS), 1d



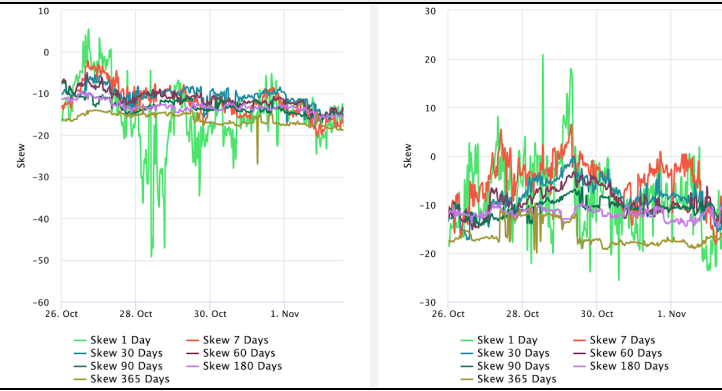
ATM Implied Volatility (BTC LHS ; ETH RHS)



ATM Implied Vol Term Structure (BTC LHS ; ETH RHS)



25 Delta Skew (BTC LHS ; ETH RHS)



About GSR

GSR is a global leader in digital asset trading, market making, OTC derivatives, and investments. We operate in a culture of excellence and leverage our first-rate reputation, deep relationships and proprietary trading technology to move swiftly and capitalize on market opportunities.

GSR's experienced team brings together decades of institutional trading expertise, while our industry-leading proprietary technology stack anchors everything we do.

Our main service areas are: market making; proprietary and algorithmic trading; client execution; structured products; risk management solutions; and portfolio investments.

For more information or if we can help with anything, please see gsr.io or contact us at gsr@gsr.io.

Follow GSR for more content: [Twitter](#) [Telegram](#) [LinkedIn](#)

Authors

Matt Kunke, Research Analyst [Twitter](#) [Telegram](#) [LinkedIn](#)
Brian Rudick, Senior Strategist [Twitter](#) [Telegram](#) [LinkedIn](#)

Required Disclosures

This material is provided by GSR (the "Firm") solely for informational purposes, is intended only for sophisticated, institutional investors and does not constitute an offer or commitment, a solicitation of an offer or commitment, or any advice or recommendation, to enter into or conclude any transaction (whether on the terms shown or otherwise), or to provide investment services in any state or country where such an offer or solicitation or provision would be illegal. The Firm is not and does not act as an advisor or fiduciary in providing this material. GSR is not authorised or regulated in the UK by the Financial Conduct Authority. The protections provided by the UK regulatory system will not be available to you. Specifically, information provided herein is intended for institutional persons only and is not suitable for retail persons in the United Kingdom, and no solicitation or recommendation is being made to you in regards to any products or services.

This material is not a research report, and not subject to any of the independence and disclosure standards applicable to research reports prepared pursuant to FINRA or CFTC research rules. This material is not independent of the Firm's proprietary interests, which may conflict with the interests of any counterparty of the Firm. The Firm trades instruments discussed in this material for its own account, may trade contrary to the views expressed in this material, and may have positions in other related instruments.

Information contained herein is based on sources considered to be reliable, but is not guaranteed to be accurate or complete. Any opinions or estimates expressed herein reflect a judgment made by the author(s) as of the date of publication, and are subject to change without notice. Trading and investing in digital assets involves significant risks including price volatility and illiquidity and may not be suitable for all investors. The Firm is not liable whatsoever for any direct or consequential loss arising from the use of this material. Copyright of this material belongs to GSR. Neither this material nor any copy thereof may be taken, reproduced or redistributed, directly or indirectly, without prior written permission of GSR

Notes & Sources

All options data is based on Deribit and derivatives graphics are from Laevidas. Market returns are based on price returns for the following ETFs: VOO, QQQ, EWU, EWG, EWJ, and EWH. Onchain volumes are not considered and thus certain token volumes may be understated (e.g., stETH).

CoinGecko	Santiment	DefiLlama	CoinMarketCap	Laevidas
L2Beat	Google Finance	TradingView	Deribit	WorldCoinIndex
Cryptorank	Investing.com	NFT Price Floor	CryptoSlate	