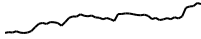

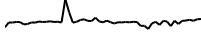

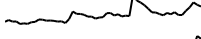







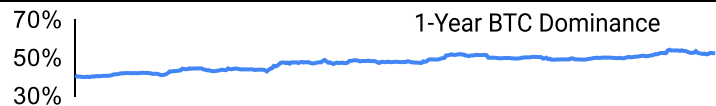
Crypto Leaderboard

Rank	Name	Ticker	Price	24h	7d	30d	24h Vol \$m	MC \$m	1-Year Chart
1	Bitcoin	BTC	\$37,211	2%	2%	24%	10,866	727,388	
2	Ethereum	ETH	\$2,022	4%	-2%	24%	14,939	243,231	
3	Tether	USDT	\$1.00	0%	0%	0%	30,698	87,998	
4	BNB	BNB	\$247	2%	2%	15%	500	38,077	
5	XRP Ledger	XRP	\$0.62	1%	-7%	20%	938	33,485	
6	Solana	SOL	\$60.4	2%	16%	106%	1,686	25,551	
7	USD Coin	USDC	\$1.00	0%	0%	0%	7,030	24,472	
8	Lido stETH	STETH	\$2,023	4%	-2%	23%	12	18,189	
9	Cardano	ADA	\$0.39	4%	9%	51%	345	13,687	
10	Dogecoin	DOGE	\$0.08	3%	9%	33%	749	11,528	

Top & Bottom Performers - Top 100 Tokens

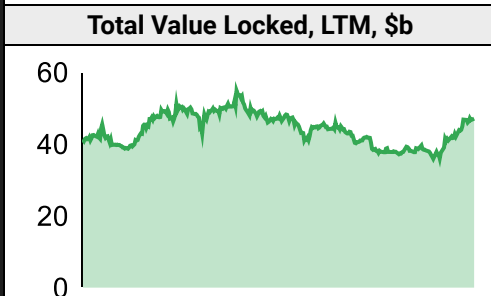
24h		7 Days		30 Days		90 Days		365 Days	
SNX	18%	KAS	70%	RUNE	206%	KAS	243%	KAS	1674%
NEAR	16%	RNDR	57%	KAS	177%	RUNE	242%	INJ	972%
ILV	15%	TIA	52%	ILV	167%	WEMIX	225%	FET	872%
TAO	14%	FET	49%	FET	146%	SOL	194%	CFX	480%
RLB	-3%	BGB	-7%	USDD	0%	USDC	0%	FLOW	-40%
KAS	-4%	SUI	-7%	MKR	-3%	DAI	0%	ALGO	-43%
TIA	-5%	XRP	-7%	BCH	-6%	APE	-3%	APE	-52%
STX	-10%	RLB	-12%	BSV	-13%	XDC	-5%	CHZ	-61%

Category Performance

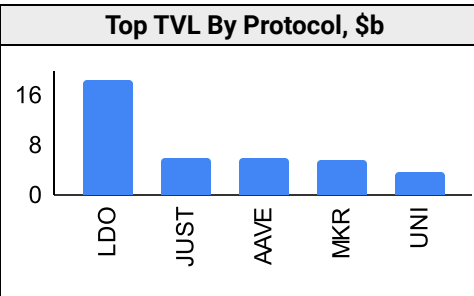
Category	7d	30d	90d	180d	365d	Ecosystem	7d	30d	90d	180d	365d
DEX	4%	70%	76%	53%	64%	Cosmos	11%	75%	69%	87%	243%
CEXs	5%	57%	54%	37%	46%	Solana	11%	63%	60%	73%	148%
IoT/Data/Comp.	6%	51%	70%	35%	40%	Avalanche	5%	45%	46%	32%	50%
Smart Contract	6%	50%	55%	21%	51%	Ethereum	4%	42%	51%	30%	68%
Gaming/Entertai	2%	48%	42%	12%	0%	BSC	4%	41%	52%	13%	72%
Other DeFi	6%	48%	53%	31%	141%	Polkadot	1%	39%	44%	14%	30%
Scaling	7%	45%	40%	-1%	29%	Polygon	0%	39%	51%	14%	61%
Lending	1%	42%	70%	46%	30%	Tron	-3%	16%	37%	26%	64%
Meme	1%	22%	31%	-7%	54%						
Privacy	-1%	20%	21%	-7%	-11%						
Currency	-2%	10%	25%	30%	52%						

DeFi

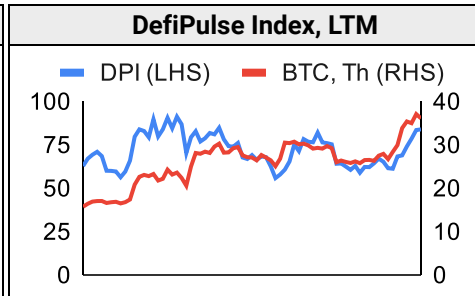
Total Value Locked, LTM, \$b



Top TVL By Protocol, \$b

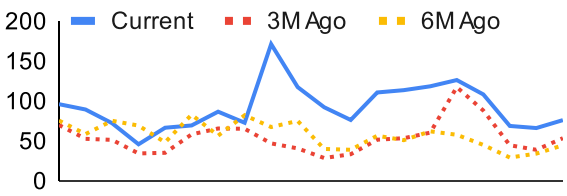


DefiPulse Index, LTM

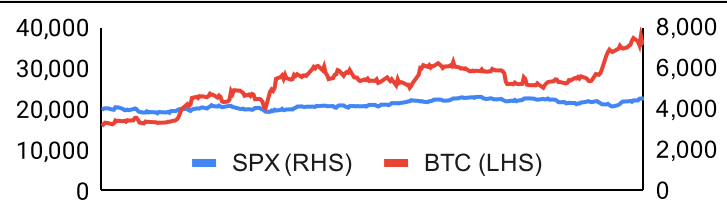


Trading Volume

Aggregate Volumes by Product, \$b					Top Derivatives Exchanges, \$m and bps					Top Spot Exchanges, \$m		
Product	1d	7d	30d	O/I	Exchange	1d Vol	O/I	Mkr	Tkr	Exchange	Score	1d Vol
Spot	24	206	842	n/a	Binance	31,413	10,656	2.0	4.0	Binance	9.9	7,995
Perpetuals	140	940	7,740	103	Bybit	9,335	6,215	2.0	5.5	Coinbase	8.5	1,201
Futures	0	3	12	1	OKX	12,489	4,201	2.0	5.0	Kraken	8.3	769
Options	1	10	50	n/a	KuCoin	1,219	1,473	2.0	6.0	Bybit	7.7	1,729

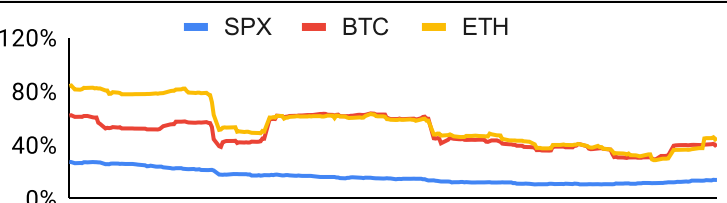
Daily Spot Volume, Top 100 Tokens Last 20d, \$b				Top Volume, 1d, \$m		Top Volume, %20d Avg		Low Volume, %20d Avg	
				USDT	32,527	SNX	237%	NEO	25%
				BTC	15,690	AR	226%	RETH	32%
				ETH	9,616	FET	219%	SUI	44%
				USDC	4,036	NEAR	191%	IOTA	45%
				SOL	1,623	KAS	148%	OKB	47%

Traditional Finance

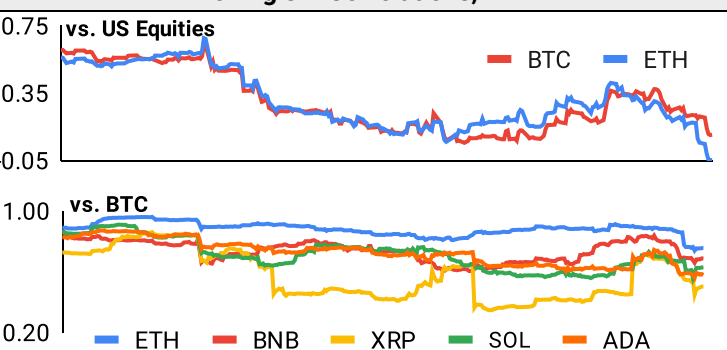
Global Equity Markets							SPX vs. BTC, LTM	
	US	USGrwth	UK	Germany	Japan	HK		
1D	0%	0%	2%	1%	2%	0%	40,000	8,000
7D	2%	2%	3%	6%	3%	4%	30,000	6,000
90D	4%	8%	2%	2%	5%	0%	20,000	4,000
365D	16%	36%	10%	16%	16%	-8%	10,000	2,000

10-Year Treasury Yields							Commodities & FX					
	US	Brazil	UK	Germany	Japan	HK	Last	WTI	Gas	Gold	USD/EUR	USD/JPY
Last	4.48%	11.00%	4.19%	2.62%	0.74%	3.82%	Last	77.5	2.89	1,975	0.91	148.3
1d Chg	0.03	0.01	0.09	0.03	0.00	-0.06	1d % Chg	2.0%	-2.3%	-0.5%	-0.2%	-0.9%

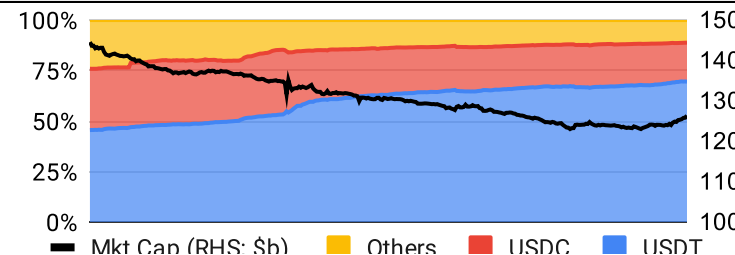
Volatility

Annualized Volatility							Rolling 3M Annualized Volatility, LTM						
	BTC	ETH	BNB	XRP	SOL	ADA							
30D	50%	58%	40%	61%	136%	57%	120%	80%	40%	0%			
90D	40%	43%	31%	46%	98%	43%							
180D	39%	41%	39%	117%	90%	61%							
365D	43%	47%	45%	93%	96%	61%							

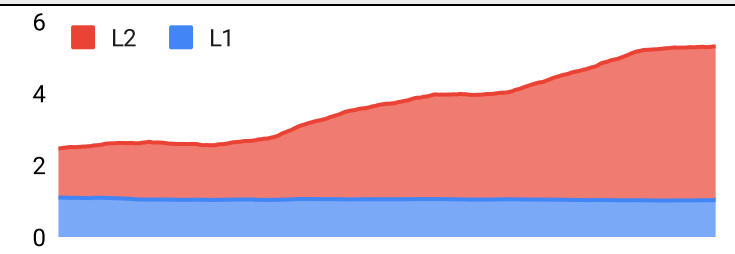
Correlations

Intra-Crypto Correlations, LTM							Rolling 3M Correlations, LTM					
	BTC	ETH	BNB	XRP	SOL	ADA						
BTC							0.75	vs. US Equities				
ETH	0.85						0.35					
BNB	0.68	0.70					-0.05					
XRP	0.40	0.48	0.38				1.00	vs. BTC				
SOL	0.64	0.64	0.58	0.39			0.20					
ADA	0.67	0.73	0.66	0.66	0.65							

Stablecoins

Stablecoin Market Size and Volume, \$m					Stablecoin Dominance (LHS) & Market Cap \$b (RHS), LTM	
Ticker	Price	1d Vol	20d Avg Vol	Market Cap		
USDT	1.00	32,527	39,242	87,762		
USDC	1.00	4,036	4,647	24,462		
DAI	1.00	254	189	5,346		
TUSD	1.00	165	221	3,301		
BUSD	1.00	366	489	1,804		
USDD	1.00	30	28	723		
						— Mkt Cap (RHS: \$b) ■ Others ■ USDC ■ USDT

Ethereum Mainnet & Layer 2s

Mainnet & Layer 2 Transactions (m/day) and L2 TVL (\$m)					Transactions (m/day), Rolling 90-Day Average, LTM	
Network	1d	30d Avg	TVL	Tech Type		
Ethereum	1.0	1.1	-	Mainnet		
Arbitrum One	0.7	0.7	7,500	ORU		
zkSync Era	0.9	0.7	494	ZKR		
dYdX	0.3	0.4	350	App-specific ZKR		
Starknet	0.8	0.4	142	ZKR		
OP Mainnet	0.3	0.3	3,810	ORU		
Base	0.4	0.3	584	ORU		
Immutable X	0.2	0.3	174	App-specific Validium		
Mantle	0.2	0.2	160	Optimium		
Arbitrum Nova	0.1	0.2	26	Optimium		

Layer 2 Token Performance & Market Cap (\$m)					
	MATIC	IMX	OP	MNT	ARB
30d Return	54%	147%	43%	31%	28%
Market Cap	7,880	1,690	1,570	1,540	1,340

NFTs and DAOs

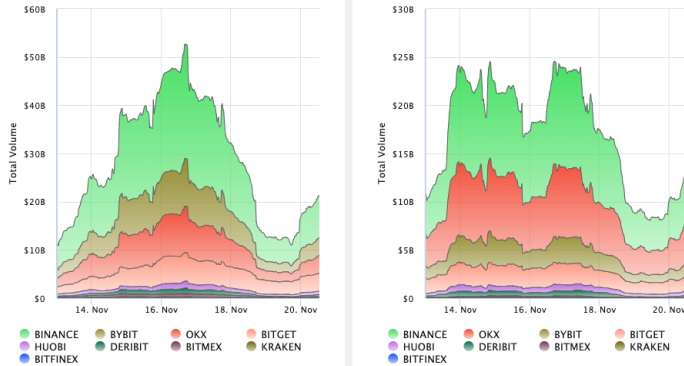
NFT Collection Stats (in ETH)						DAO Treasury Amount (\$m) and Composition					
Collection	Floor	Listings	3M Ret.	3M Vol	Market Cap	DAO	Treasury	Stables	BTC/ETH	Own Tokens	Other
CryptoPunks	55.2	972	17%	34,276	552,000	Arbitrum	3,772	0%	0%	100%	0%
Bored Ape	28.0	424	27%	142,078	279,800	Mantle	2,226	10%	23%	66%	0%
Autoglyphs	255.0	4	28%	150	130,560	Uniswap	2,150	0%	0%	100%	0%
Mutant Ape	5.3	778	23%	69,690	103,245	Optimism	1,593	0%	0%	100%	0%
Squiggle	9.4	213	-2%	2,930	93,944	ENS	645	3%	1%	97%	0%
Azuki	5.6	543	80%	22,841	55,680	Ethereum	641	0%	100%	0%	0%
Fidenza	53.0	37	-18%	774	52,947	Golem	356	0%	95%	5%	0%
Pudgy Penguins	5.5	418	54%	22,455	48,795	Lido	353	1%	21%	77%	0%
The Captainz	4.4	145	35%	19,193	43,996	Gnosis	255	1%	35%	55%	9%
The Sandbox	0.3	370	-15%	522	42,139	Stargate	252	15%	0%	84%	1%

Crypto News

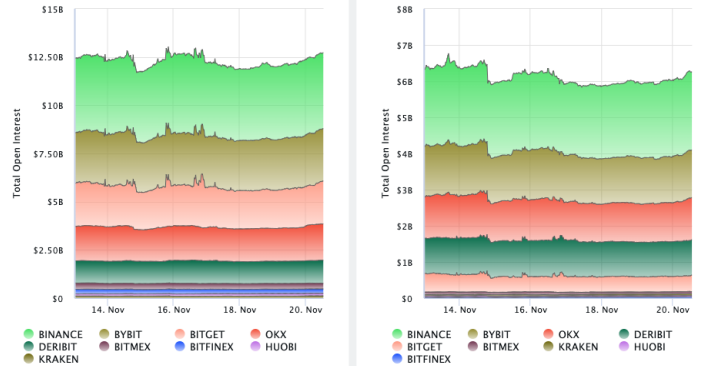
- [Javier Milei Wins Argentine Presidency; Bitcoin Gains Nearly 3% - CoinDesk](#)
- [Santander Private Bank Introduces Bitcoin, Ethereum Trading for Clients in Switzerland - CoinDesk](#)
- [Bitcoin Options Open Interest Climbs to Record \\$15B on Crypto Exchange Deribit - CoinDesk](#)
- [70% of BTC dormant for a year — 5 things to know in Bitcoin this week - Cointelegraph](#)
- [FTX Gets \\$1.8 Billion Boost From Soaring Solana And Bitcoin, Easing Path To Full Customer Payouts - Forbes](#)
- [Russian lawmakers want wholesale CBDC, as Treasury unveils 2024 retail pilots - Ledger Insights](#)
- [Poloniex says hacker's identity is confirmed, offers last bounty at \\$10M - Cointelegraph](#)
- [Argentina's Bitcoin Friendly Presidential Candidate Javier Milei WINS Election - Bitcoin Magazine](#)
- [Dydx V3 hit by 'targeted attack,' linked to YFI price manipulation - Blockworks](#)

Crypto Futures

Futures Volume (BTC LHS ; ETH RHS), 1d



Futures Open Interest (BTC LHS ; ETH RHS)



Volume Weighted Funding Rate (BTC LHS ; ETH RHS), 1d

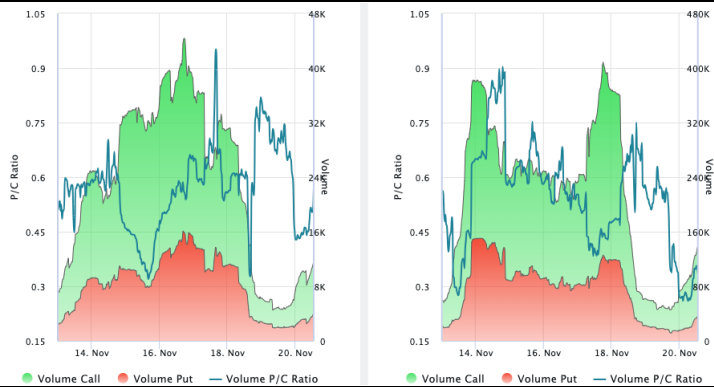


Liquidations (BTC LHS ; ETH RHS), 1d

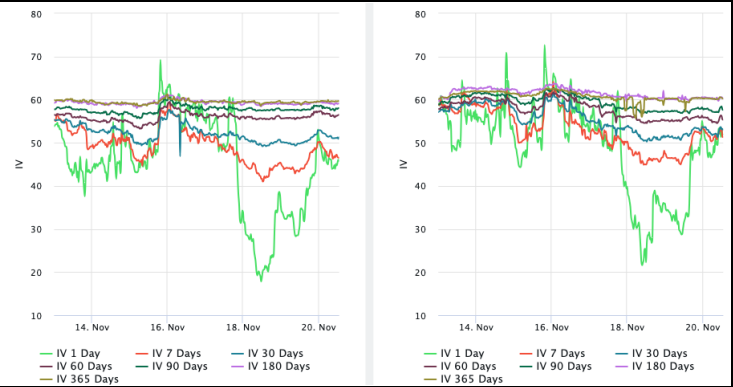


Crypto Options

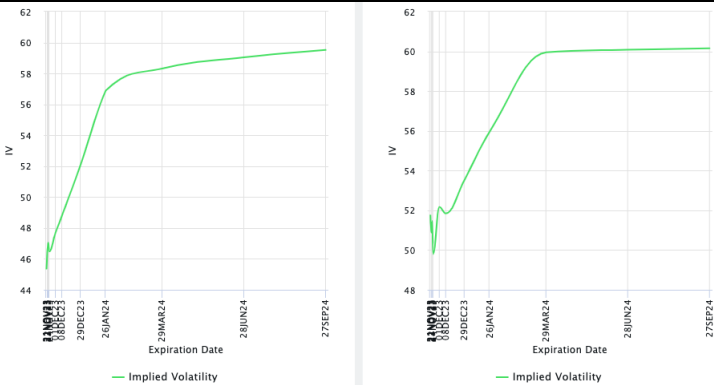
Options Volume & Put/Call Ratio (BTC LHS ; ETH RHS), 1d



ATM Implied Volatility (BTC LHS ; ETH RHS)



ATM Implied Vol Term Structure (BTC LHS ; ETH RHS)



25 Delta Skew (BTC LHS ; ETH RHS)



About GSR

GSR is a global leader in digital asset trading, market making, OTC derivatives, and investments. We operate in a culture of excellence and leverage our first-rate reputation, deep relationships and proprietary trading technology to move swiftly and capitalize on market opportunities.

GSR's experienced team brings together decades of institutional trading expertise, while our industry-leading proprietary technology stack anchors everything we do.

Our main service areas are: market making; proprietary and algorithmic trading; client execution; structured products; risk management solutions; and portfolio investments.

For more information or if we can help with anything, please see gsr.io or contact us at gsr@gsr.io.

Follow GSR for more content: [Twitter](#) [Telegram](#) [LinkedIn](#)

Authors

Matt Kunke, Research Analyst [Twitter](#) [Telegram](#) [LinkedIn](#)
Brian Rudick, Senior Strategist [Twitter](#) [Telegram](#) [LinkedIn](#)

Required Disclosures

This material is provided by GSR (the "Firm") solely for informational purposes, is intended only for sophisticated, institutional investors and does not constitute an offer or commitment, a solicitation of an offer or commitment, or any advice or recommendation, to enter into or conclude any transaction (whether on the terms shown or otherwise), or to provide investment services in any state or country where such an offer or solicitation or provision would be illegal. The Firm is not and does not act as an advisor or fiduciary in providing this material. GSR is not authorised or regulated in the UK by the Financial Conduct Authority. The protections provided by the UK regulatory system will not be available to you. Specifically, information provided herein is intended for institutional persons only and is not suitable for retail persons in the United Kingdom, and no solicitation or recommendation is being made to you in regards to any products or services.

This material is not a research report, and not subject to any of the independence and disclosure standards applicable to research reports prepared pursuant to FINRA or CFTC research rules. This material is not independent of the Firm's proprietary interests, which may conflict with the interests of any counterparty of the Firm. The Firm trades instruments discussed in this material for its own account, may trade contrary to the views expressed in this material, and may have positions in other related instruments.

Information contained herein is based on sources considered to be reliable, but is not guaranteed to be accurate or complete. Any opinions or estimates expressed herein reflect a judgment made by the author(s) as of the date of publication, and are subject to change without notice. Trading and investing in digital assets involves significant risks including price volatility and illiquidity and may not be suitable for all investors. The Firm is not liable whatsoever for any direct or consequential loss arising from the use of this material. Copyright of this material belongs to GSR. Neither this material nor any copy thereof may be taken, reproduced or redistributed, directly or indirectly, without prior written permission of GSR

Notes & Sources

All options data is based on Deribit and derivatives graphics are from Laevidas. Market returns are based on price returns for the following ETFs: VOO, QQQ, EWU, EWG, EWJ, and EWH. Onchain volumes are not considered and thus certain token volumes may be understated (e.g., stETH).

CoinGecko	Santiment	DefiLlama	CoinMarketCap	Laevidas
L2Beat	Google Finance	TradingView	Deribit	WorldCoinIndex
Cryptorank	Investing.com	NFT Price Floor	CryptoSlate	