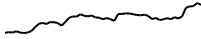

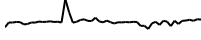


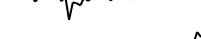






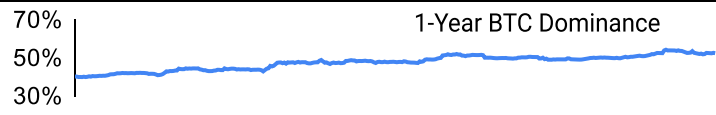
Crypto Leaderboard

Rank	Name	Ticker	Price	24h	7d	30d	24h Vol \$m	MC \$m	1-Year Chart
1	Bitcoin	BTC	\$36,538	-1%	-3%	11%	29,220	714,895	
2	Ethereum	ETH	\$2,023	1%	-2%	15%	27,876	243,669	
3	Tether	USDT	\$1.00	0%	0%	0%	51,064	88,218	
4	BNB	BNB	\$233	-9%	-8%	2%	3,829	35,930	
5	XRP Ledger	XRP	\$0.60	-2%	-8%	9%	1,457	32,051	
6	USD Coin	USDC	\$1.00	0%	0%	0%	16,858	24,328	
7	Solana	SOL	\$55.2	0%	-15%	74%	2,525	23,407	
8	Lido stETH	STETH	\$2,024	1%	-2%	15%	16	18,451	
9	Cardano	ADA	\$0.37	-1%	-2%	33%	408	12,985	
10	Dogecoin	DOGE	\$0.07	-2%	-2%	12%	1,039	10,612	

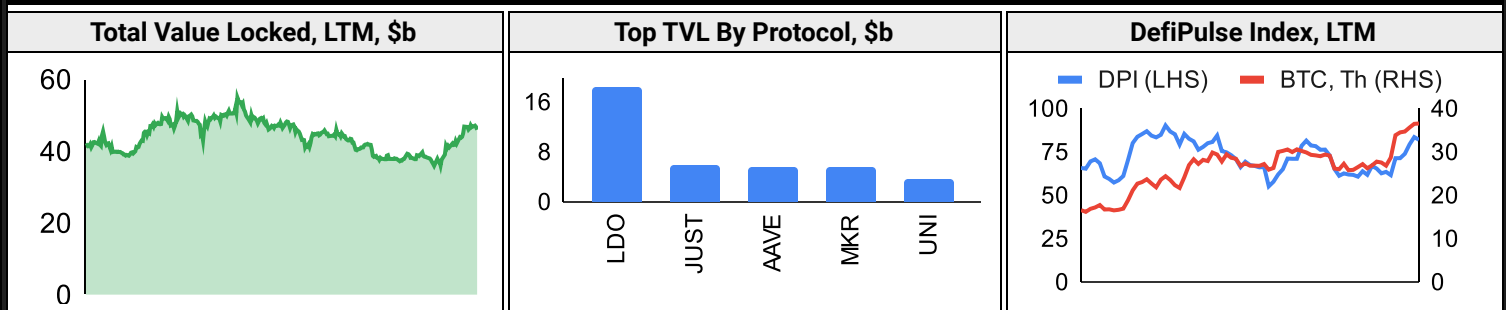
Top & Bottom Performers - Top 100 Tokens

24h		7 Days		30 Days		90 Days		365 Days	
PYTH	31%	BLUR	30%	RUNE	171%	RUNE	290%	KAS	1698%
BLUR	30%	XRD	22%	KAS	161%	KAS	246%	INJ	886%
ETHDYDX	15%	FET	21%	BLUR	144%	WEMIX	218%	FET	849%
KLAY	11%	KCS	19%	ILV	131%	SOL	164%	CFX	452%
RLB	-5%	SOL	-15%	MKR	-6%	APE	-3%	CAKE	-36%
RNDR	-6%	FIL	-16%	BCH	-15%	XLM	-6%	FLOW	-45%
GALA	-6%	MATIC	-17%	BSV	-16%	SUI	-6%	ALGO	-46%
BNB	-9%	RLB	-30%	STX	-16%	XDC	-8%	APE	-57%

Category Performance

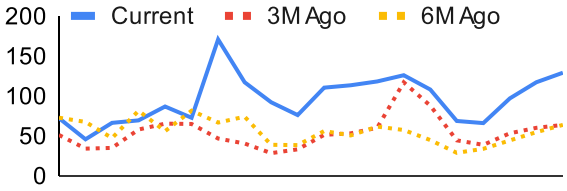
Category	7d	30d	90d	180d	365d	Ecosystem	7d	30d	90d	180d	365d
CEXs	1%	60%	63%	44%	53%	Cosmos	0%	55%	64%	71%	216%
DEX	-8%	58%	75%	54%	61%	Solana	-4%	46%	54%	58%	120%
Scaling	1%	34%	37%	-4%	25%	Avalanche	-5%	28%	48%	29%	44%
IoT/Data/Comp.	-5%	32%	60%	26%	27%	Polkadot	-6%	27%	38%	10%	21%
Lending	-3%	32%	62%	47%	31%	Ethereum	-5%	25%	46%	27%	59%
Gaming/Entertai	-7%	30%	34%	5%	-7%	BSC	-8%	25%	40%	7%	61%
Smart Contract	-8%	29%	40%	13%	37%	Polygon	-9%	23%	42%	7%	50%
Other DeFi	-8%	27%	43%	22%	124%	Tron	-7%	8%	28%	21%	52%
Privacy	-8%	9%	16%	-13%	-18%						
Currency	-7%	1%	19%	25%	43%						
Meme	-7%	1%	25%	-12%	45%						

DeFi

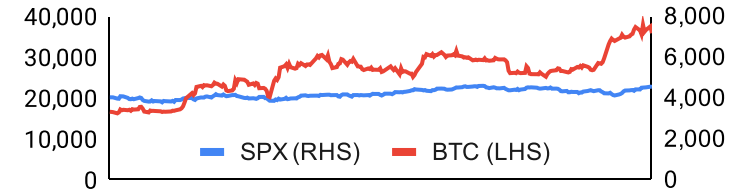


Trading Volume

Aggregate Volumes by Product, \$b					Top Derivatives Exchanges, \$m and bps					Top Spot Exchanges, \$m		
Product	1d	7d	30d	O/I	Exchange	1d Vol	O/I	Mkr	Tkr	Exchange	Score	1d Vol
Spot	39	187	834	n/a	Binance	60,806	10,395	2.0	4.0	Binance	9.9	14,704
Perpetuals	312	835	7,590	87	Bybit	20,724	5,996	2.0	5.5	Coinbase	8.7	2,377
Futures	1	3	12	1	OKX	27,186	4,051	2.0	5.0	Kraken	8.3	1,265
Options	2	10	49	n/a	KuCoin	2,357	1,356	2.0	6.0	OKX	7.7	3,110

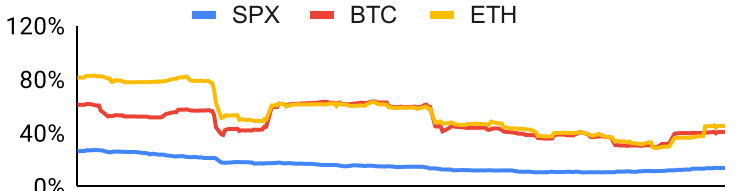
Daily Spot Volume, Top 100 Tokens Last 20d, \$b				Top Volume, 1d, \$m		Top Volume, %20d Avg		Low Volume, %20d Avg	
				USDT	53,984	BNB	273%	EGLD	40%
				BTC	28,316	BLUR	266%	NEO	52%
				ETH	15,923	SNX	245%	RETH	59%
				USDC	7,435	KLAY	237%	CFX	65%
				FDUSD	2,569	OKB	178%	FLOW	67%

Traditional Finance

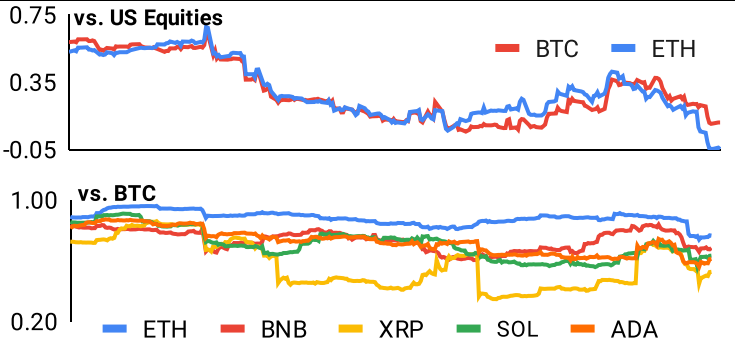
Global Equity Markets							SPX vs. BTC, LTM	
	US	USGrwth	UK	Germany	Japan	HK		
1D	0%	-1%	0%	-1%	0%	-1%	20,000	4,000
7D	1%	1%	1%	2%	1%	1%	30,000	6,000
90D	3%	5%	2%	1%	3%	0%	40,000	8,000
365D	17%	39%	11%	16%	16%	-5%	0	0

10-Year Treasury Yields							Commodities & FX					
	US	Brazil	UK	Germany	Japan	HK	Last	WTI	Gas	Gold	USD/EUR	USD/JPY
Last	4.39%	11.17%	4.15%	2.54%	0.73%	3.87%	Last	77.4	2.89	2,000	0.91	147.6
1d Chg	-0.03	0.01	0.04	-0.02	0.00	-0.06	1d % Chg	-0.6%	0.1%	1.0%	-0.1%	-0.5%

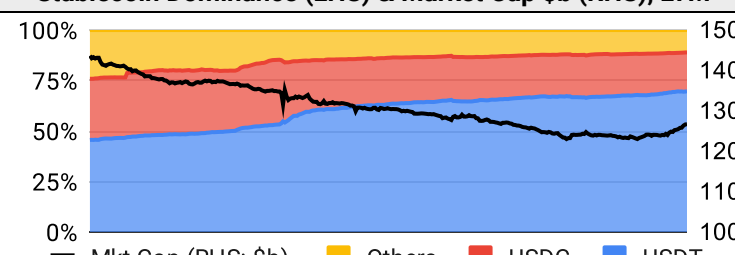
Volatility

Annualized Volatility							Rolling 3M Annualized Volatility, LTM					
	BTC	ETH	BNB	XRP	SOL	ADA						
30D	41%	59%	55%	64%	142%	61%	80%	40%	0%			
90D	41%	45%	38%	48%	101%	45%	80%	40%	0%			
180D	39%	42%	42%	117%	92%	62%	80%	40%	0%			
365D	43%	47%	46%	94%	97%	61%	80%	40%	0%			

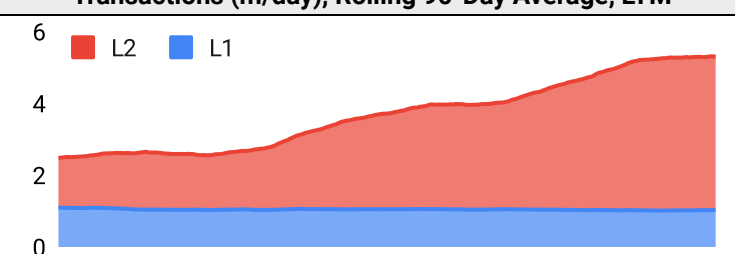
Correlations

Intra-Crypto Correlations, LTM							Rolling 3M Correlations, LTM							
	BTC	ETH	BNB	XRP	SOL	ADA								
BTC							0.75	0.35	0.05	1.00	0.20			
ETH	0.85						0.75	0.35	0.05	1.00	0.20			
BNB	0.68	0.70					0.75	0.35	0.05	1.00	0.20			
XRP	0.40	0.48	0.38				0.75	0.35	0.05	1.00	0.20			
SOL	0.64	0.64	0.57	0.39			0.75	0.35	0.05	1.00	0.20			
ADA	0.67	0.73	0.66	0.67	0.66		0.75	0.35	0.05	1.00	0.20			

Stablecoins

Stablecoin Market Size and Volume, \$m					Stablecoin Dominance (LHS) & Market Cap \$b (RHS), LTM	
Ticker	Price	1d Vol	20d Avg Vol	Market Cap		
USDT	1.00	53,984	40,941	88,330		
USDC	1.00	7,435	4,965	24,348		
DAI	1.00	319	203	5,347		
TUSD	1.00	338	220	3,272		
BUSD	1.00	593	500	1,783		
USDD	1.00	49	31	722		
						— Mkt Cap (RHS: \$b) Others USDC USDT

Ethereum Mainnet & Layer 2s

Mainnet & Layer 2 Transactions (m/day) and L2 TVL (\$m)					Transactions (m/day), Rolling 90-Day Average, LTM	
Network	1d	30d Avg	TVL	Tech Type		
Ethereum	1.1	1.1	-	Mainnet		
Arbitrum One	0.8	0.7	7,360	ORU		
zkSync Era	0.5	0.6	494	ZKR		
dYdX v3	0.6	0.4	343	App-specific ZKR		
Starknet	0.3	0.4	145	ZKR		
OP Mainnet	0.4	0.3	3,710	ORU		
Base	0.3	0.3	583	ORU		
Immutable X	0.2	0.3	193	App-specific Validium		
Mantle	0.2	0.2	156	Optimium		
Arbitrum Nova	0.2	0.2	24	Optimium		

Layer 2 Token Performance & Market Cap (\$m)					
	MATIC	IMX	OP	MNT	ARB
30d Return	27%	128%	33%	23%	22%
Market Cap	7,060	1,690	1,500	1,450	1,290

NFTs and DAOs

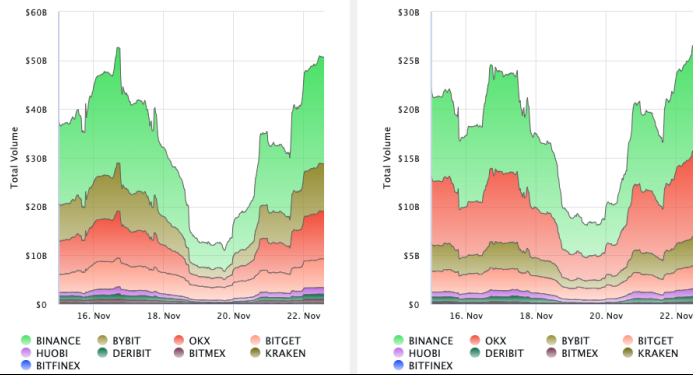
NFT Collection Stats (in ETH)						DAO Treasury Amount (\$m) and Composition					
Collection	Floor	Listings	3M Ret.	3M Vol	Market Cap	DAO	Treasury	Stables	BTC/ETH	Own Tokens	Other
CryptoPunks	56.0	970	22%	34,060	560,000	Arbitrum	3,546	0%	0%	100%	0%
Bored Ape	26.6	415	16%	139,592	266,430	Uniswap	2,220	0%	0%	100%	0%
Autoglyphs	255.0	4	28%	150	130,560	Mantle	2,122	10%	25%	66%	0%
Mutant Ape	5.0	874	10%	69,845	96,630	Optimism	1,487	0%	0%	100%	0%
Squiggle	9.4	215	-8%	2,905	93,944	Ethereum	640	0%	100%	0%	0%
Fidenza	57.5	39	-12%	1,041	57,443	ENS	586	3%	1%	96%	0%
Azuki	5.4	599	44%	22,632	54,000	Golem	353	0%	95%	5%	0%
Pudgy Penguins	5.6	430	60%	22,729	49,746	Lido	347	1%	22%	77%	0%
The Sandbox	0.3	363	-4%	510	47,593	Gnosis	263	1%	34%	56%	9%
The Captainz	4.2	187	30%	19,034	41,496	Stargate	232	16%	0%	83%	1%

Crypto News

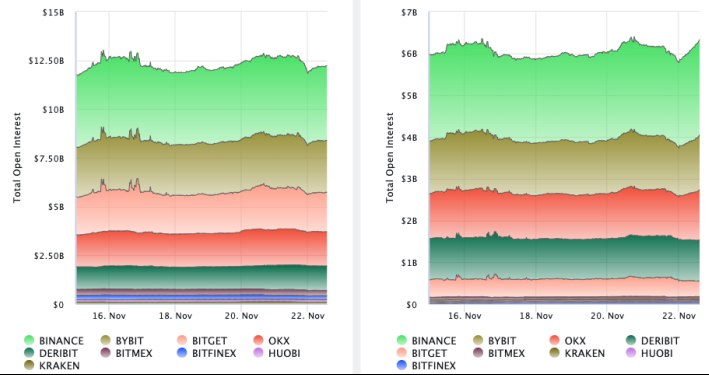
- [CEO of world's largest cryptocurrency exchange pleads guilty to money laundering violations - CNN](#)
- [Mt. Gox creditors offered fresh hope with new 'commencement of repayment' email - Cointelegraph](#)
- [Over \\$200M in Crypto Futures Bets Liquidated as Bitcoin Slumped Under \\$36K on Binance Settlement - CoinDesk](#)
- [Bankrupt crypto lender Genesis sues Gemini to recover \\$689M of 'preferential transfers' - Cointelegraph](#)
- [Grayscale Met With SEC to Discuss Spot Bitcoin ETF Bid - Decrypt](#)
- [Binance fallout 'opportunity to start a new chapter for this industry': Coinbase CEO - Blockworks](#)
- [Changpeng Zhao names Richard Teng as new Binance CEO - Blockworks](#)
- [Sam Altman to Return as OpenAI CEO Following In-Principle Agreement - CoinDesk](#)
- [Wannabe L2 Blast bursts onto scene promising high ETH yield — in 3 months - Blockworks](#)

Crypto Futures

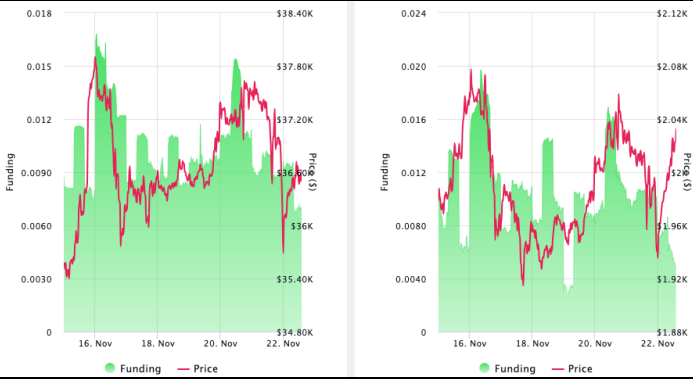
Futures Volume (BTC LHS ; ETH RHS), 1d



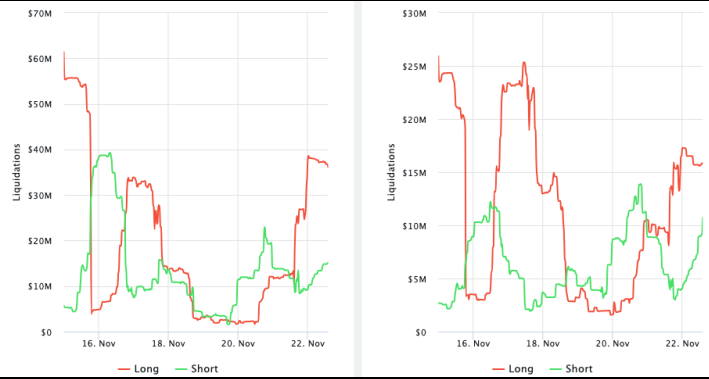
Futures Open Interest (BTC LHS ; ETH RHS)



Volume Weighted Funding Rate (BTC LHS ; ETH RHS), 1d

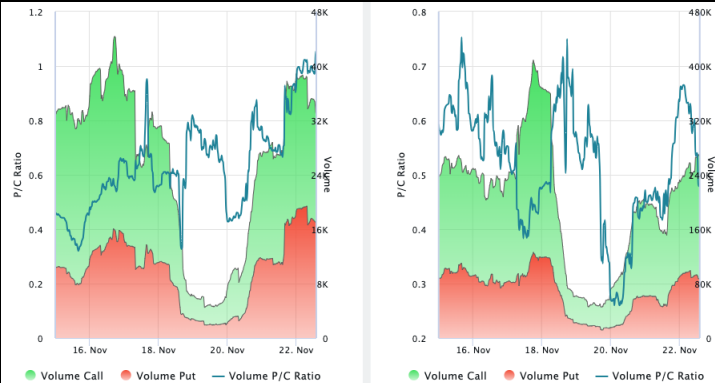


Liquidations (BTC LHS ; ETH RHS), 1d

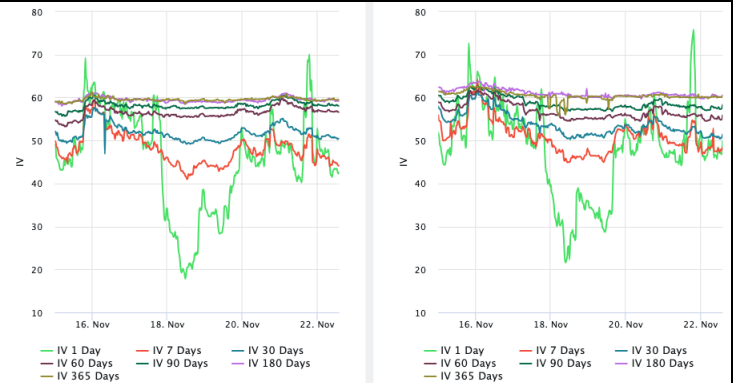


Crypto Options

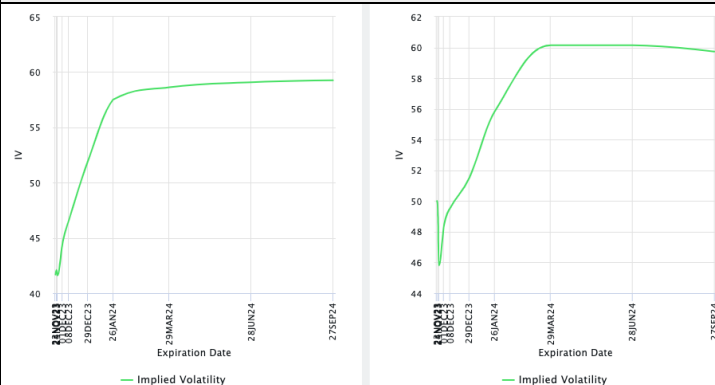
Options Volume & Put/Call Ratio (BTC LHS ; ETH RHS), 1d



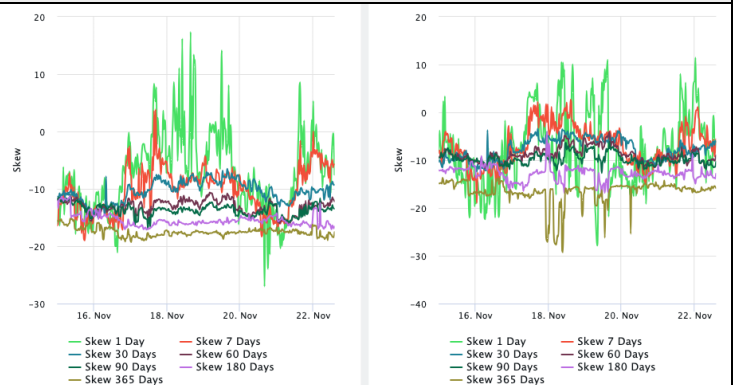
ATM Implied Volatility (BTC LHS ; ETH RHS)



ATM Implied Vol Term Structure (BTC LHS ; ETH RHS)



25 Delta Skew (BTC LHS ; ETH RHS)



About GSR

GSR is a global leader in digital asset trading, market making, OTC derivatives, and investments. We operate in a culture of excellence and leverage our first-rate reputation, deep relationships and proprietary trading technology to move swiftly and capitalize on market opportunities.

GSR's experienced team brings together decades of institutional trading expertise, while our industry-leading proprietary technology stack anchors everything we do.

Our main service areas are: market making; proprietary and algorithmic trading; client execution; structured products; risk management solutions; and portfolio investments.

For more information or if we can help with anything, please see gsr.io or contact us at gsr@gsr.io.

Follow GSR for more content: [Twitter](#) [Telegram](#) [LinkedIn](#)

Authors

Matt Kunke, Research Analyst [Twitter](#) [Telegram](#) [LinkedIn](#)
Brian Rudick, Senior Strategist [Twitter](#) [Telegram](#) [LinkedIn](#)

Required Disclosures

This material is provided by GSR (the "Firm") solely for informational purposes, is intended only for sophisticated, institutional investors and does not constitute an offer or commitment, a solicitation of an offer or commitment, or any advice or recommendation, to enter into or conclude any transaction (whether on the terms shown or otherwise), or to provide investment services in any state or country where such an offer or solicitation or provision would be illegal. The Firm is not and does not act as an advisor or fiduciary in providing this material. GSR is not authorised or regulated in the UK by the Financial Conduct Authority. The protections provided by the UK regulatory system will not be available to you. Specifically, information provided herein is intended for institutional persons only and is not suitable for retail persons in the United Kingdom, and no solicitation or recommendation is being made to you in regards to any products or services.

This material is not a research report, and not subject to any of the independence and disclosure standards applicable to research reports prepared pursuant to FINRA or CFTC research rules. This material is not independent of the Firm's proprietary interests, which may conflict with the interests of any counterparty of the Firm. The Firm trades instruments discussed in this material for its own account, may trade contrary to the views expressed in this material, and may have positions in other related instruments.

Information contained herein is based on sources considered to be reliable, but is not guaranteed to be accurate or complete. Any opinions or estimates expressed herein reflect a judgment made by the author(s) as of the date of publication, and are subject to change without notice. Trading and investing in digital assets involves significant risks including price volatility and illiquidity and may not be suitable for all investors. The Firm is not liable whatsoever for any direct or consequential loss arising from the use of this material. Copyright of this material belongs to GSR. Neither this material nor any copy thereof may be taken, reproduced or redistributed, directly or indirectly, without prior written permission of GSR

Notes & Sources

All options data is based on Deribit and derivatives graphics are from Laevidas. Market returns are based on price returns for the following ETFs: VOO, QQQ, EWU, EWG, EWJ, and EWH. Onchain volumes are not considered and thus certain token volumes may be understated (e.g., stETH).

CoinGecko	Santiment	DefiLlama	CoinMarketCap	Laevidas
L2Beat	Google Finance	TradingView	Deribit	WorldCoinIndex
Cryptorank	Investing.com	NFT Price Floor	CryptoSlate	