

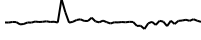









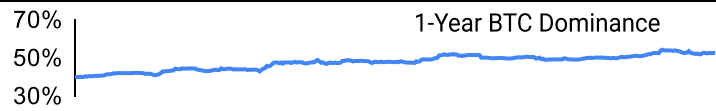
Crypto Leaderboard

Rank	Name	Ticker	Price	24h	7d	30d	24h Vol \$m	MC \$m	1-Year Chart
1	Bitcoin	BTC	\$37,738	1%	3%	9%	15,707	738,082	
2	Ethereum	ETH	\$2,104	2%	7%	18%	17,179	252,970	
3	Tether	USDT	\$1.00	0%	0%	0%	24,171	88,556	
4	BNB	BNB	\$234	1%	-4%	6%	661	36,077	
5	XRP Ledger	XRP	\$0.62	1%	1%	11%	1,036	33,200	
6	USD Coin	USDC	\$1.00	0%	0%	0%	9,140	24,481	
7	Solana	SOL	\$57.7	0%	-1%	77%	1,138	24,437	
8	Lido stETH	STETH	\$2,105	3%	8%	17%	14	19,300	
9	Cardano	ADA	\$0.39	2%	6%	39%	308	13,598	
10	Dogecoin	DOGE	\$0.08	2%	-10%	13%	433	10,966	

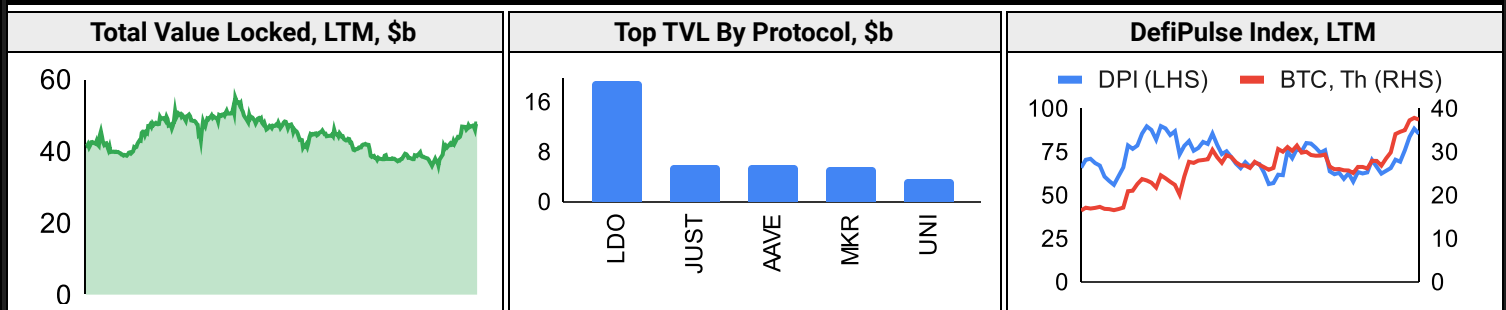
Top & Bottom Performers - Top 100 Tokens

24h		7 Days		30 Days		90 Days		365 Days	
BLUR	19%	BLUR	93%	GAS	204%	RUNE	289%	KAS	1592%
TAO	11%	KLAY	28%	KAS	169%	GAS	289%	INJ	824%
MINA	11%	XRD	27%	BLUR	147%	KAS	273%	FET	761%
FET	10%	MINA	24%	RUNE	147%	WEMIX	225%	CFX	475%
ILV	-4%	DOGE	-10%	RLB	-5%	XDC	-2%	SAND	-29%
KLAY	-5%	FTM	-11%	STX	-5%	XLM	-3%	CAKE	-40%
TIA	-5%	RUNE	-15%	QNT	-5%	QNT	-4%	FLOW	-44%
RUNE	-7%	TIA	-21%	BCH	-11%	RLB	-5%	ALGO	-45%

Category Performance

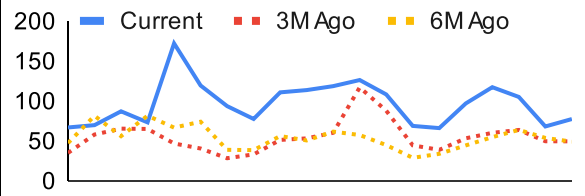
Category	7d	30d	90d	180d	365d	Ecosystem	7d	30d	90d	180d	365d
DEX	3%	57%	84%	51%	58%	Cosmos	5%	50%	72%	59%	199%
CEXs	7%	53%	68%	44%	48%	Solana	4%	43%	61%	50%	103%
Lending	6%	35%	73%	49%	35%	Avalanche	4%	33%	57%	29%	44%
Smart Contract	-1%	32%	47%	11%	34%	Ethereum	5%	28%	56%	27%	62%
IoT/Data/Comp.	3%	32%	67%	27%	26%	BSC	1%	26%	50%	5%	56%
Scaling	6%	32%	41%	-7%	21%	Polkadot	3%	25%	44%	9%	19%
Gaming/Entertai	-1%	29%	39%	3%	-8%	Polygon	0%	23%	51%	6%	46%
Other DeFi	-1%	25%	53%	21%	119%	Tron	-2%	7%	31%	22%	48%
Privacy	-2%	8%	16%	-14%	-20%						
Currency	0%	4%	23%	24%	35%						
Meme	-4%	2%	30%	-15%	45%						

DeFi

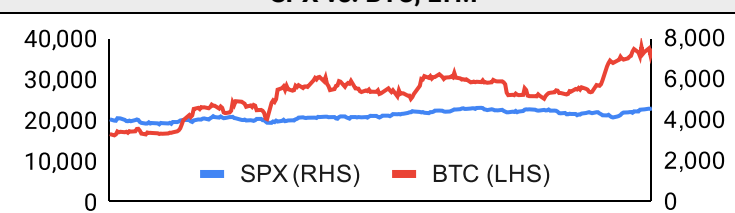


Trading Volume

Aggregate Volumes by Product, \$b					Top Derivatives Exchanges, \$m and bps					Top Spot Exchanges, \$m		
Product	1d	7d	30d	O/I	Exchange	1d Vol	O/I	Mkr	Tkr	Exchange	Score	1d Vol
Spot	25	185	866	n/a	Binance	33,559	11,099	2.0	4.0	Binance	9.9	8,119
Perpetuals	152	940	7,650	84	Bybit	11,209	6,316	2.0	5.5	Coinbase	8.5	1,195
Futures	0	3	12	1	OKX	14,160	4,457	2.0	5.0	Kraken	8.3	707
Options	2	9	45	n/a	KuCoin	1,187	1,437	2.0	6.0	Bybit	7.8	2,005

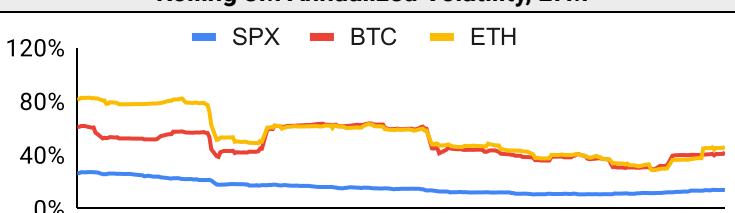
Daily Spot Volume, Top 100 Tokens Last 20d, \$b				Top Volume, 1d, \$m		Top Volume, %20d Avg		Low Volume, %20d Avg	
				USDT	32,314	BLUR	326%	RETH	22%
				BTC	17,307	MINA	259%	RLB	36%
				ETH	9,633	UNI	186%	FLOW	39%
				USDC	4,136	KLAY	159%	TIA	39%
				FDUSD	1,713	FET	115%	FXS	40%

Traditional Finance

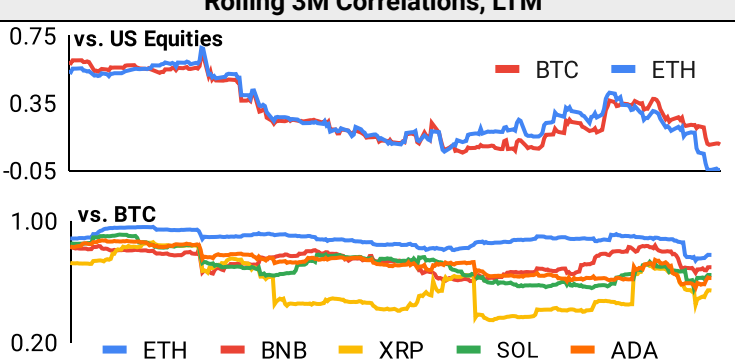
Global Equity Markets							SPX vs. BTC, LTM				
	US	USGrwth	UK	Germany	Japan	HK					
1D	0%	0%	0%	0%	1%	0%					
7D	1%	1%	1%	2%	2%	-1%					
90D	5%	8%	2%	3%	5%	1%					
365D	16%	37%	9%	15%	15%	-5%					

10-Year Treasury Yields							Commodities & FX					
	US	Brazil	UK	Germany	Japan	HK		WTI	Gas	Gold	USD/EUR	USD/JPY
Last	4.47%	11.07%	4.33%	2.63%	0.77%	3.97%	Last	76.2	2.83	2,003	0.92	149.5
1d Chg	0.05	-0.06	0.08	0.01	0.00	-0.06	1d % Chg	-1.1%	-2.4%	0.5%	-0.2%	0.0%

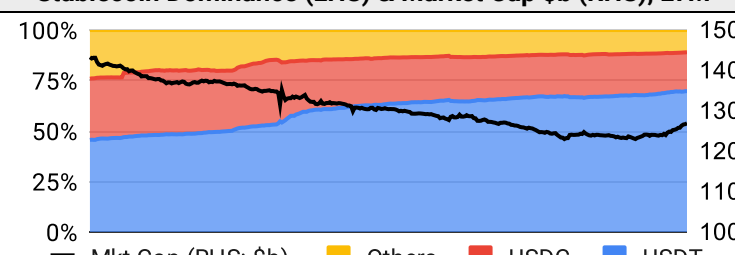
Volatility

Annualized Volatility							Rolling 3M Annualized Volatility, LTM				
	BTC	ETH	BNB	XRP	SOL	ADA					
30D	43%	61%	56%	65%	142%	63%					
90D	42%	46%	39%	48%	102%	46%					
180D	39%	42%	42%	117%	92%	62%					
365D	43%	47%	44%	94%	96%	61%					

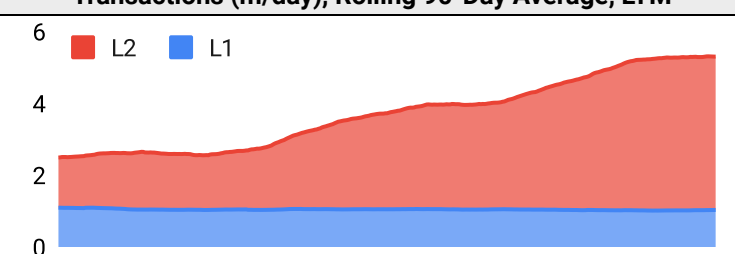
Correlations

Intra-Crypto Correlations, LTM							Rolling 3M Correlations, LTM				
	BTC	ETH	BNB	XRP	SOL	ADA					
BTC											
ETH	0.85										
BNB	0.69	0.70									
XRP	0.40	0.48	0.39								
SOL	0.65	0.64	0.56	0.39							
ADA	0.68	0.73	0.68	0.67	0.66						

Stablecoins

Stablecoin Market Size and Volume, \$m					Stablecoin Dominance (LHS) & Market Cap \$b (RHS), LTM	
Ticker	Price	1d Vol	20d Avg Vol	Market Cap		
USDT	1.00	32,314	40,932	88,518		
USDC	1.00	4,136	4,980	24,481		
DAI	1.00	214	210	5,345		
TUSD	1.00	231	219	3,167		
BUSD	1.00	323	491	1,753		
USDD	0.99	35	32	720		
						Mkt Cap (RHS: \$b) Others USDC USDT

Ethereum Mainnet & Layer 2s

Mainnet & Layer 2 Transactions (m/day) and L2 TVL (\$m)					Transactions (m/day), Rolling 90-Day Average, LTM	
Network	1d	30d Avg	TVL	Tech Type		
Ethereum	1.1	1.1	-	Mainnet		
Arbitrum One	0.8	0.7	7,580	ORU		
zkSync Era	0.6	0.6	524	ZKR		
dYdX v3	0.3	0.4	343	App-specific ZKR		
Starknet	0.4	0.4	153	ZKR		
OP Mainnet	0.3	0.3	3,870	ORU		
Base	0.3	0.3	593	ORU		
Immutable X	0.2	0.3	215	App-specific Validium		
Linea	0.4	0.2	235	ZKR		
Mantle	0.2	0.2	164	Optimium		

Layer 2 Token Performance & Market Cap (\$m)					
	MATIC	IMX	OP	MNT	ARB
30d Return	23%	123%	33%	38%	17%
Market Cap	7,230	1,760	1,620	1,590	1,330

NFTs and DAOs

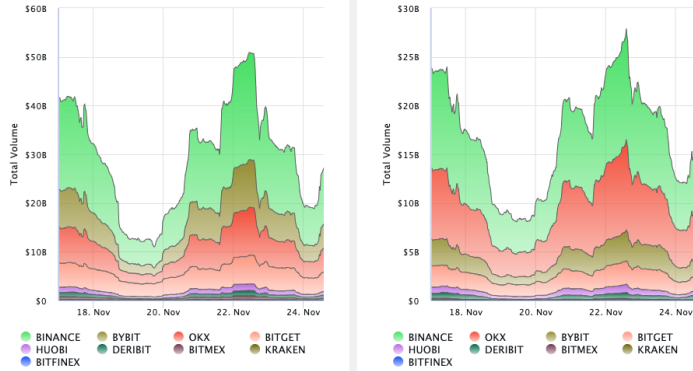
NFT Collection Stats (in ETH)						DAO Treasury Amount (\$m) and Composition					
Collection	Floor	Listings	3M Ret.	3M Vol	Market Cap	DAO	Treasury	Stables	BTC/ETH	Own Tokens	Other
CryptoPunks	56.0	969	21%	33,505	559,900	Arbitrum	3,709	0%	0%	100%	0%
Bored Ape	29.3	421	18%	141,973	293,000	Uniswap	2,557	0%	0%	100%	0%
Autoglyphs	255.0	4	28%	150	130,560	Mantle	2,280	9%	24%	67%	0%
Mutant Ape	5.6	823	12%	71,695	108,904	Optimism	1,647	0%	0%	100%	0%
Squiggle	9.4	215	-4%	2,880	93,944	Ethereum	665	0%	100%	0%	0%
Fidenza	75.4	42	16%	1,046	75,325	ENS	617	3%	1%	97%	0%
Azuki	6.0	506	72%	23,486	59,899	Golem	366	0%	95%	5%	0%
Pudgy Penguins	6.1	456	52%	23,721	53,861	Lido	365	1%	22%	77%	0%
The Captainz	4.1	189	16%	19,243	41,296	Volta Club	318	34%	0%	1%	65%
The Sandbox	0.2	391	-20%	502	39,495	Gnosis	278	1%	34%	57%	9%

Crypto News

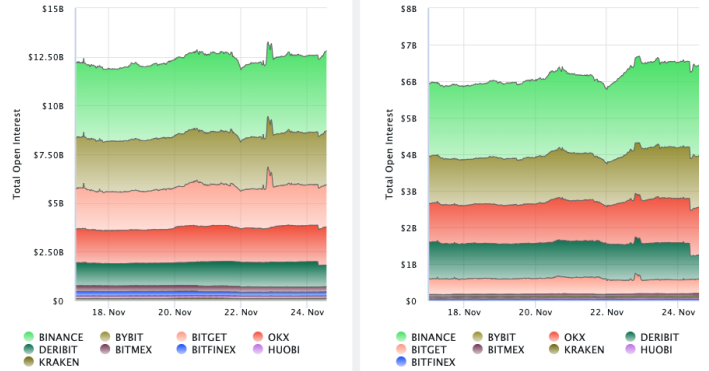
- [First Mover Americas: Bitcoin Touches \\$38K on Quiet Holiday Weekend - CoinDesk](#)
- [South Korea set to launch digital currency pilot with 100,000 citizens: report - The Block - Crypto News](#)
- [Philippines Eyes Use of Digital Currency in Sovereign Bond Sales - Bloomberg](#)
- [JPMorgan says GBTC could see outflows of \\$2.7 billion upon ETF conversion - The Block - Crypto News](#)
- [Austria's Raiffeisen Bank to Roll Out Crypto Trading for Retail Customers in January - CoinDesk](#)
- [Genesis attempts to recover \\$689M from Gemini in new lawsuit - Blockworks](#)
- [Huobi's 'Heco' chain bridge drained of \\$87M in crypto assets - Blockworks](#)
- [KyberSwap Offers 10% Bounty to Attacker Who Made Off With \\$50M - CoinDesk](#)
- [Singapore Central Bank Rules to Discourage Crypto Speculation, Ease Investment Qualifications - CoinDesk](#)

Crypto Futures

Futures Volume (BTC LHS ; ETH RHS), 1d



Futures Open Interest (BTC LHS ; ETH RHS)



Volume Weighted Funding Rate (BTC LHS ; ETH RHS), 1d

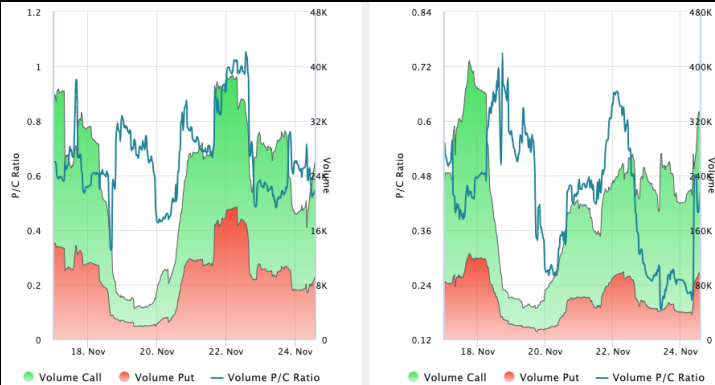


Liquidations (BTC LHS ; ETH RHS), 1d

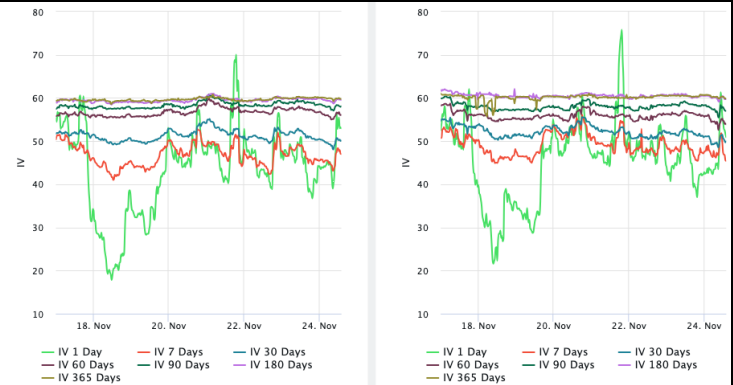


Crypto Options

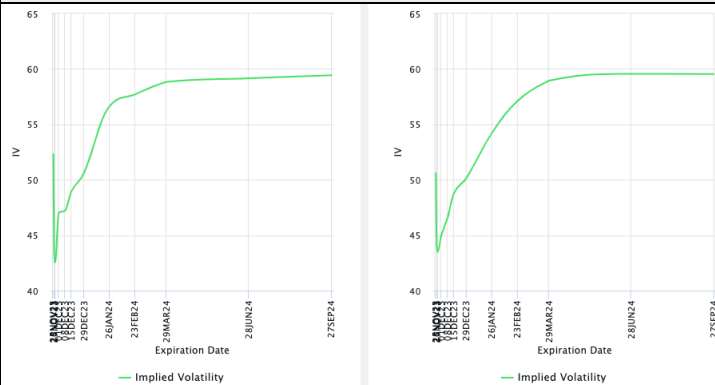
Options Volume & Put/Call Ratio (BTC LHS ; ETH RHS), 1d



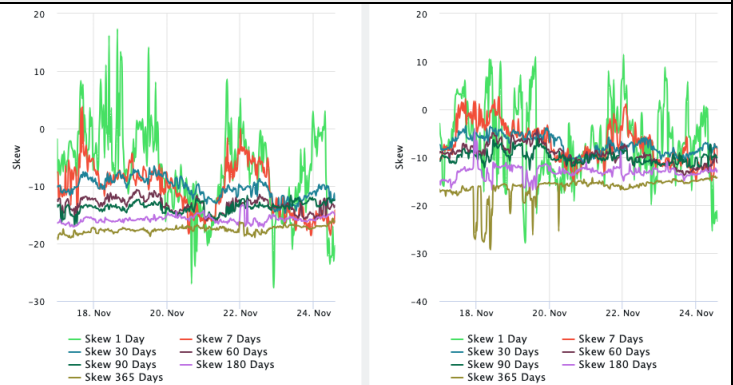
ATM Implied Volatility (BTC LHS ; ETH RHS)



ATM Implied Vol Term Structure (BTC LHS ; ETH RHS)



25 Delta Skew (BTC LHS ; ETH RHS)



About GSR

GSR is a global leader in digital asset trading, market making, OTC derivatives, and investments. We operate in a culture of excellence and leverage our first-rate reputation, deep relationships and proprietary trading technology to move swiftly and capitalize on market opportunities.

GSR's experienced team brings together decades of institutional trading expertise, while our industry-leading proprietary technology stack anchors everything we do.

Our main service areas are: market making; proprietary and algorithmic trading; client execution; structured products; risk management solutions; and portfolio investments.

For more information or if we can help with anything, please see gsr.io or contact us at gsr@gsr.io.

Follow GSR for more content: [Twitter](#) [Telegram](#) [LinkedIn](#)

Authors

Matt Kunke, Research Analyst [Twitter](#) [Telegram](#) [LinkedIn](#)
Brian Rudick, Senior Strategist [Twitter](#) [Telegram](#) [LinkedIn](#)

Required Disclosures

This material is provided by GSR (the "Firm") solely for informational purposes, is intended only for sophisticated, institutional investors and does not constitute an offer or commitment, a solicitation of an offer or commitment, or any advice or recommendation, to enter into or conclude any transaction (whether on the terms shown or otherwise), or to provide investment services in any state or country where such an offer or solicitation or provision would be illegal. The Firm is not and does not act as an advisor or fiduciary in providing this material. GSR is not authorised or regulated in the UK by the Financial Conduct Authority. The protections provided by the UK regulatory system will not be available to you. Specifically, information provided herein is intended for institutional persons only and is not suitable for retail persons in the United Kingdom, and no solicitation or recommendation is being made to you in regards to any products or services.

This material is not a research report, and not subject to any of the independence and disclosure standards applicable to research reports prepared pursuant to FINRA or CFTC research rules. This material is not independent of the Firm's proprietary interests, which may conflict with the interests of any counterparty of the Firm. The Firm trades instruments discussed in this material for its own account, may trade contrary to the views expressed in this material, and may have positions in other related instruments.

Information contained herein is based on sources considered to be reliable, but is not guaranteed to be accurate or complete. Any opinions or estimates expressed herein reflect a judgment made by the author(s) as of the date of publication, and are subject to change without notice. Trading and investing in digital assets involves significant risks including price volatility and illiquidity and may not be suitable for all investors. The Firm is not liable whatsoever for any direct or consequential loss arising from the use of this material. Copyright of this material belongs to GSR. Neither this material nor any copy thereof may be taken, reproduced or redistributed, directly or indirectly, without prior written permission of GSR

Notes & Sources

All options data is based on Deribit and derivatives graphics are from Laevidas. Market returns are based on price returns for the following ETFs: VOO, QQQ, EWU, EWG, EWJ, and EWH. Onchain volumes are not considered and thus certain token volumes may be understated (e.g., stETH).

CoinGecko	Santiment	DefiLlama	CoinMarketCap	Laevidas
L2Beat	Google Finance	TradingView	Deribit	WorldCoinIndex
Cryptorank	Investing.com	NFT Price Floor	CryptoSlate	