

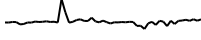

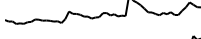







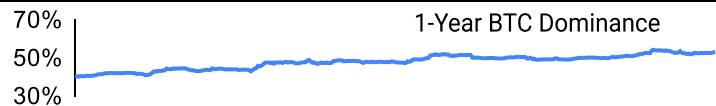
## Crypto Leaderboard

Rank	Name	Ticker	Price	24h	7d	30d	24h Vol \$m	MC \$m	1-Year Chart
1	Bitcoin	BTC	\$37,952	1%	1%	10%	18,464	744,223	
2	Ethereum	ETH	\$2,045	0%	-1%	13%	13,549	246,793	
3	Tether	USDT	\$1.00	0%	0%	0%	38,975	89,099	
4	BNB	BNB	\$228	-1%	-4%	0%	516	35,089	
5	XRP Ledger	XRP	\$0.61	0%	-1%	5%	925	32,840	
6	Solana	SOL	\$60.5	7%	5%	73%	2,086	25,813	
7	USD Coin	USDC	\$1.00	0%	0%	0%	9,157	24,540	
8	Lido stETH	STETH	\$2,045	0%	-1%	13%	7	18,938	
9	Cardano	ADA	\$0.38	0%	0%	26%	241	13,411	
10	Dogecoin	DOGE	\$0.08	1%	7%	16%	940	11,573	

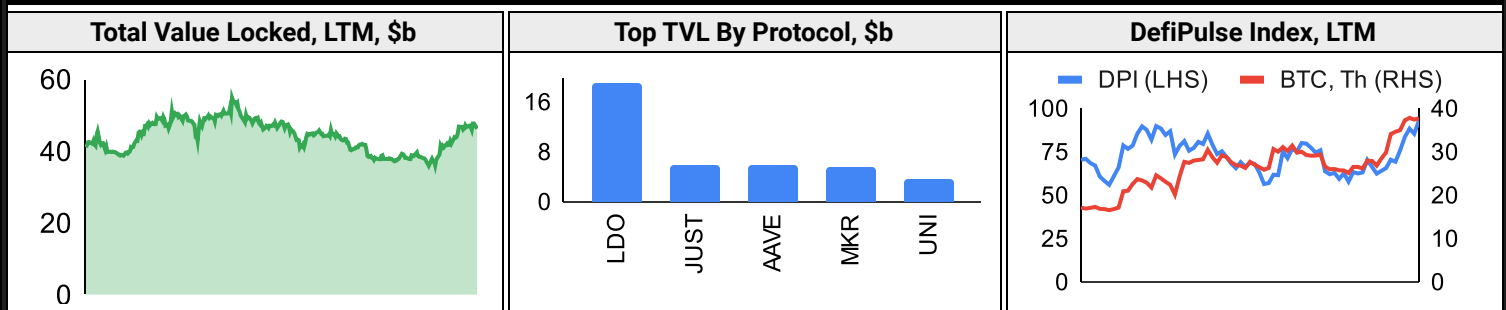
## Top & Bottom Performers - Top 100 Tokens

24h		7 Days		30 Days		90 Days		365 Days	
IOTA	33%	LUNC	54%	KAS	153%	RUNE	319%	KAS	1355%
LUNC	17%	IOTA	29%	RUNE	128%	KAS	286%	INJ	937%
RUNE	9%	STX	19%	ILV	120%	GAS	264%	FET	751%
TAO	9%	WEMIX	13%	BLUR	95%	WEMIX	255%	RNDR	581%
APE	-4%	IMX	-8%	CFX	-5%	WBT	-1%	FLOW	-40%
TIA	-5%	CAKE	-10%	QNT	-6%	QNT	-1%	CAKE	-43%
BLUR	-8%	XRD	-12%	BSV	-7%	XRD	-1%	ALGO	-45%
PYTH	-9%	LDO	-13%	BCH	-9%	XDC	-17%	APE	-62%

## Category Performance

Category	7d	30d	90d	180d	365d	Ecosystem	7d	30d	90d	180d	365d
CEXs	-3%	49%	68%	46%	49%	Cosmos	8%	45%	85%	69%	207%
DEX	0%	47%	80%	51%	60%	Solana	3%	41%	70%	53%	95%
Lending	12%	40%	91%	69%	56%	Avalanche	3%	27%	58%	31%	42%
IoT/Data/Comp.	5%	29%	72%	31%	30%	Ethereum	0%	25%	53%	28%	57%
Scaling	2%	25%	38%	-9%	18%	Polkadot	3%	20%	49%	9%	16%
Gaming/Entertai	4%	23%	48%	10%	-3%	BSC	1%	19%	52%	3%	63%
Smart Contract	1%	21%	49%	13%	35%	Polygon	2%	16%	51%	6%	47%
Other DeFi	1%	19%	56%	22%	126%	Tron	1%	1%	33%	17%	49%
Privacy	2%	6%	21%	-8%	-20%						
Currency	2%	1%	22%	22%	38%						
Meme	1%	-2%	27%	-11%	29%						

## DeFi



## Trading Volume

Aggregate Volumes by Product, \$b					Top Derivatives Exchanges, \$m and bps				Top Spot Exchanges, \$m			
Product	1d	7d	30d	O/I	Exchange	1d Vol	O/I	Mkr	Tkr	Exchange	Score	1d Vol
Spot	29	191	846	n/a	Binance	41,683	10,959	2.0	4.0	Binance	9.9	10,858
Perpetuals	135	1,000	5,780	91	Bybit	13,714	6,519	2.0	5.5	Coinbase	8.7	2,047
Futures	0	3	11	1	OKX	17,007	4,366	2.0	5.0	Kraken	8.3	958
Options	1	8	42	n/a	KuCoin	1,500	1,457	2.0	6.0	Bybit	7.7	2,127

Daily Spot Volume, Top 100 Tokens Last 20d, \$b		Top Volume, 1d, \$m		Top Volume, %20d Avg		Low Volume, %20d Avg	
		USDT	41,097	IOTA	1016%	GAS	10%
		BTC	25,453	STX	387%	CRO	33%
		ETH	10,275	LUNC	291%	NEO	43%
		USDC	5,599	LEO	157%	OKB	45%
		FDUSD	2,324	ALGO	147%	KAS	47%

## Traditional Finance

Global Equity Markets							SPX vs. BTC, LTM	
	US	USGrwth	UK	Germany	Japan	HK		
1D	0%	0%	0%	0%	0%	-1%		
7D	0%	0%	1%	1%	1%	-2%		
90D	1%	4%	0%	1%	3%	-6%		
365D	17%	39%	9%	17%	14%	-6%		

10-Year Treasury Yields							Commodities & FX					
	US	Brazil	UK	Germany	Japan	HK		WTI	Gas	Gold	USD/EUR	USD/JPY
Last	4.25%	10.88%	4.10%	2.41%	0.67%	3.72%	Last	76.5	2.84	2,048	0.91	147.2
1d Chg	-0.08	-0.01	-0.08	-0.08	-0.01	-0.06	1d % Chg	0.1%	0.1%	0.4%	0.0%	-0.2%

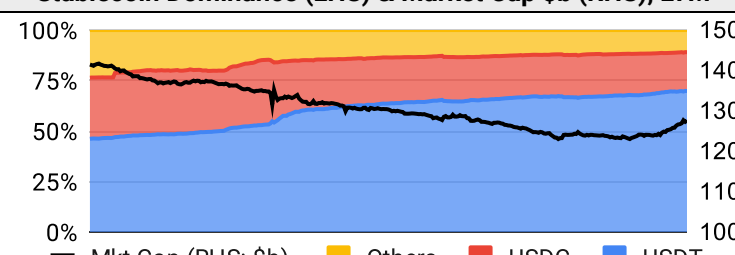
## Volatility

Annualized Volatility							Rolling 3M Annualized Volatility, LTM			
	BTC	ETH	BNB	XRP	SOL	ADA				
30D	42%	61%	56%	64%	143%	65%				
90D	38%	44%	38%	48%	101%	45%				
180D	39%	42%	42%	117%	93%	62%				
365D	43%	47%	44%	94%	96%	61%				

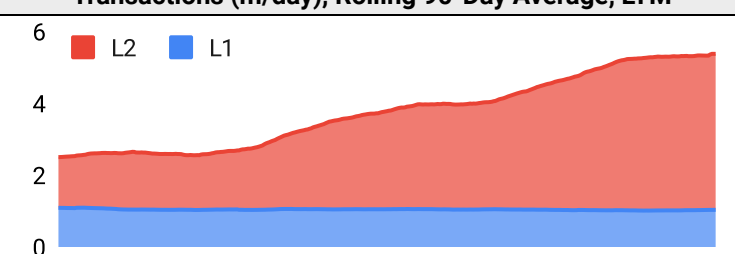
## Correlations

Intra-Crypto Correlations, LTM							Rolling 3M Correlations, LTM				
	BTC	ETH	BNB	XRP	SOL	ADA					
BTC											
ETH	0.85										
BNB	0.70	0.70									
XRP	0.40	0.48	0.40								
SOL	0.65	0.64	0.56	0.40							
ADA	0.68	0.73	0.69	0.67	0.66						

## Stablecoins

Stablecoin Market Size and Volume, \$m					Stablecoin Dominance (LHS) & Market Cap \$b (RHS), LTM	
Ticker	Price	1d Vol	20d Avg Vol	Market Cap		
USDT	1.00	41,097	40,017	89,070		
USDC	1.00	5,599	4,925	24,540		
DAI	1.00	284	236	5,344		
TUSD		0	0	3,057		
BUSD	1.00	414	466	1,691		
USDD	0.99	41	36	719		
						Mkt Cap (RHS: \$b)    Others    USDC    USDT

## Ethereum Mainnet & Layer 2s

Mainnet & Layer 2 Transactions (m/day) and L2 TVL (\$m)					Transactions (m/day), Rolling 90-Day Average, LTM	
Network	1d	30d Avg	TVL	Tech Type		
Ethereum	1.2	1.1	-	Mainnet		
Arbitrum One	0.6	0.8	7,370	ORU		
zkSync Era	0.5	0.6	498	ZKR		
Starknet	0.4	0.4	169	ZKR		
dYdX v3	0.3	0.4	335	App-specific ZKR		
OP Mainnet	0.2	0.3	3,710	ORU		
Linea	0.5	0.3	140	ZKR		
Base	0.2	0.2	580	ORU		
Immutable X	0.2	0.2	174	App-specific Validium		
Mantle	0.2	0.2	218	Optimium		

Layer 2 Token Performance & Market Cap (\$m)					
	MATIC	MNT	IMX	OP	ARB
30d Return	19%	37%	88%	18%	6%
Market Cap	7,050	1,640	1,600	1,480	1,290

## NFTs and DAOs

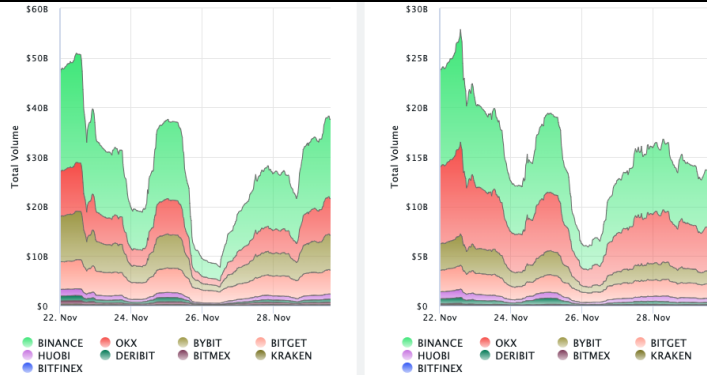
NFT Collection Stats (in ETH)						DAO Treasury Amount (\$m) and Composition					
Collection	Floor	Listings	3M Ret.	3M Vol	Market Cap	DAO	Treasury	Stables	BTC/ETH	Own Tokens	Other
CryptoPunks	57.4	953	19%	33,121	574,000	Arbitrum	3,592	0%	0%	100%	0%
Bored Ape	29.3	556	5%	155,486	293,000	Uniswap	2,582	0%	0%	100%	0%
Autoglyphs	225.0	5	13%	150	115,200	Mantle	2,259	8%	23%	69%	0%
Mutant Ape	5.6	871	4%	75,913	108,648	Optimism	1,467	0%	0%	100%	0%
Squiggle	9.2	217	-8%	2,767	91,445	Ethereum	646	0%	100%	0%	0%
Fidenza	65.3	45	1%	1,046	65,265	ENS	614	3%	1%	97%	0%
Azuki	6.0	525	35%	25,615	59,590	Golem	359	0%	95%	5%	0%
Pudgy Penguins	6.3	447	55%	25,747	55,897	Lido	334	1%	23%	75%	0%
The Captainz	4.1	171	7%	19,078	41,486	Volta Club	315	35%	0%	1%	64%
Neo Tokyo Citizen	19.0	39	227%	2,060	35,588	Gnosis	268	1%	34%	56%	9%

## Crypto News

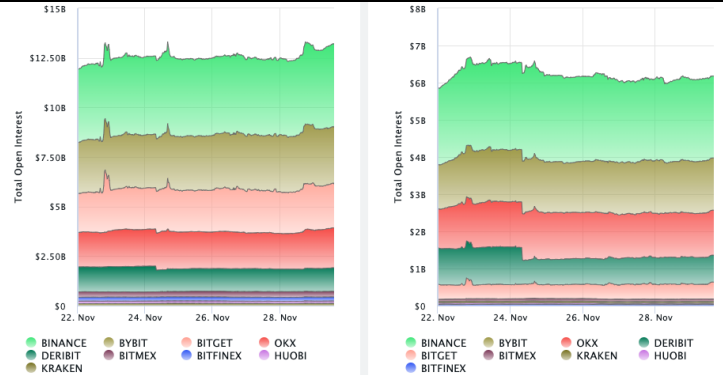
- [Big Tech Has Put Our Future at Risk. It's Time to Fight Back - CoinDesk](#)
- [Jack Dorsey wants to decentralize Bitcoin mining with new investment - Cointelegraph](#)
- [How can NFTs transform daily life? - Cointelegraph](#)
- [Aerodrome and Velodrome DeFi platforms experience front-end hacks - Cointelegraph](#)
- [KyberSwap DEX hacker sends an on-chain message: Be nice, or else - Cointelegraph](#)
- [Tether's 'new era for capital raises' Bitfinex bond flops - Cointelegraph](#)
- [SEC seeks public input on Franklin Templeton, Hashdex Bitcoin ETFs - Cointelegraph](#)
- [Amazon launches 'Q' — a ChatGPT competitor purpose-built for business - Cointelegraph](#)
- [Jump Crypto filed docs confidentially in SEC v. Terraform Labs case - Cointelegraph](#)

## Crypto Futures

### Futures Volume (BTC LHS ; ETH RHS), 1d



### Futures Open Interest (BTC LHS ; ETH RHS)



### Volume Weighted Funding Rate (BTC LHS ; ETH RHS), 1d

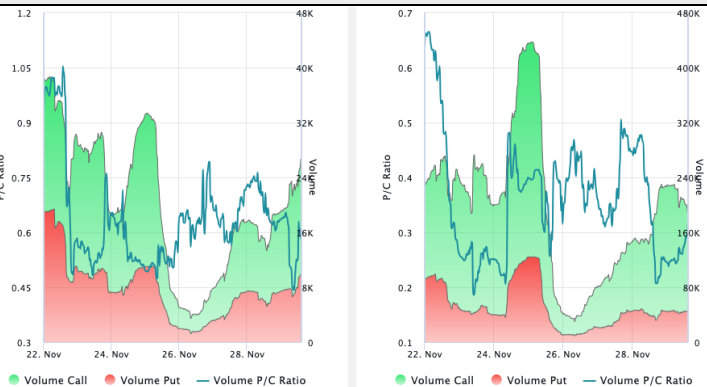


### Liquidations (BTC LHS ; ETH RHS), 1d

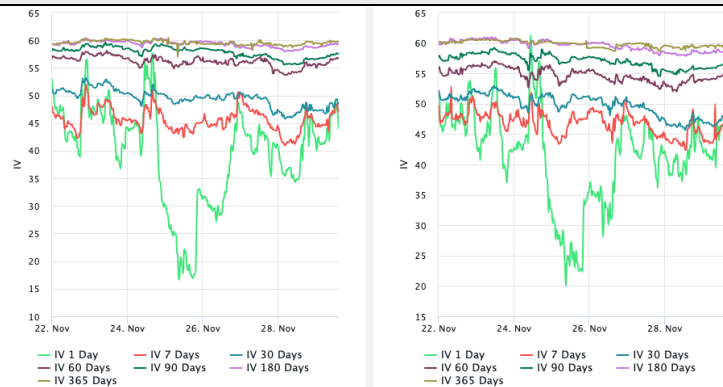


## Crypto Options

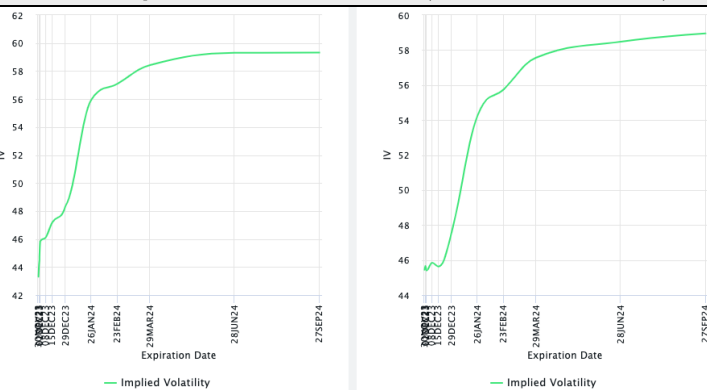
### Options Volume & Put/Call Ratio (BTC LHS ; ETH RHS), 1d



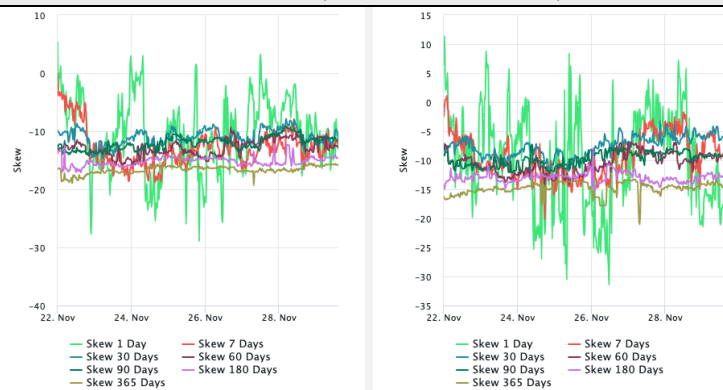
### ATM Implied Volatility (BTC LHS ; ETH RHS)



### ATM Implied Vol Term Structure (BTC LHS ; ETH RHS)



### 25 Delta Skew (BTC LHS ; ETH RHS)



### About GSR

GSR is a global leader in digital asset trading, market making, OTC derivatives, and investments. We operate in a culture of excellence and leverage our first-rate reputation, deep relationships and proprietary trading technology to move swiftly and capitalize on market opportunities.

GSR's experienced team brings together decades of institutional trading expertise, while our industry-leading proprietary technology stack anchors everything we do.

Our main service areas are: market making; proprietary and algorithmic trading; client execution; structured products; risk management solutions; and portfolio investments.

For more information or if we can help with anything, please see [gsr.io](https://gsr.io) or contact us at [gsr@gsr.io](mailto:gsr@gsr.io).

Follow GSR for more content: [Twitter](#) [Telegram](#) [LinkedIn](#)

### Authors

Matt Kunke, Research Analyst [Twitter](#) [Telegram](#) [LinkedIn](#)  
Brian Rudick, Senior Strategist [Twitter](#) [Telegram](#) [LinkedIn](#)

### Required Disclosures

This material is provided by GSR (the "Firm") solely for informational purposes, is intended only for sophisticated, institutional investors and does not constitute an offer or commitment, a solicitation of an offer or commitment, or any advice or recommendation, to enter into or conclude any transaction (whether on the terms shown or otherwise), or to provide investment services in any state or country where such an offer or solicitation or provision would be illegal. The Firm is not and does not act as an advisor or fiduciary in providing this material. GSR is not authorised or regulated in the UK by the Financial Conduct Authority. The protections provided by the UK regulatory system will not be available to you. Specifically, information provided herein is intended for institutional persons only and is not suitable for retail persons in the United Kingdom, and no solicitation or recommendation is being made to you in regards to any products or services.

This material is not a research report, and not subject to any of the independence and disclosure standards applicable to research reports prepared pursuant to FINRA or CFTC research rules. This material is not independent of the Firm's proprietary interests, which may conflict with the interests of any counterparty of the Firm. The Firm trades instruments discussed in this material for its own account, may trade contrary to the views expressed in this material, and may have positions in other related instruments.

Information contained herein is based on sources considered to be reliable, but is not guaranteed to be accurate or complete. Any opinions or estimates expressed herein reflect a judgment made by the author(s) as of the date of publication, and are subject to change without notice. Trading and investing in digital assets involves significant risks including price volatility and illiquidity and may not be suitable for all investors. The Firm is not liable whatsoever for any direct or consequential loss arising from the use of this material. Copyright of this material belongs to GSR. Neither this material nor any copy thereof may be taken, reproduced or redistributed, directly or indirectly, without prior written permission of GSR

### Notes & Sources

All options data is based on Deribit and derivatives graphics are from Laevidas. Market returns are based on price returns for the following ETFs: VOO, QQQ, EWU, EWG, EWJ, and EWH. Onchain volumes are not considered and thus certain token volumes may be understated (e.g., stETH).

CoinGecko	Santiment	DefiLlama	CoinMarketCap	Laevidas
L2Beat	Google Finance	TradingView	Deribit	WorldCoinIndex
Cryptorank	Investing.com	NFT Price Floor	CryptoSlate	