

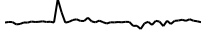









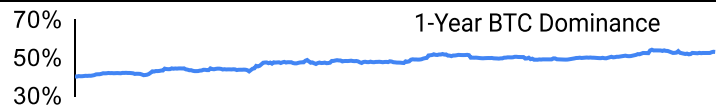
Crypto Leaderboard

Rank	Name	Ticker	Price	24h	7d	30d	24h Vol \$m	MC \$m	1-Year Chart
1	Bitcoin	BTC	\$37,687	0%	1%	9%	18,180	737,063	
2	Ethereum	ETH	\$2,031	0%	-1%	12%	12,818	244,209	
3	Tether	USDT	\$1.00	0%	0%	0%	30,647	89,440	
4	BNB	BNB	\$228	0%	-3%	1%	449	35,047	
5	XRP Ledger	XRP	\$0.60	-1%	-3%	0%	895	32,439	
6	Solana	SOL	\$59.7	0%	6%	55%	1,578	25,354	
7	USD Coin	USDC	\$1.00	0%	0%	0%	7,292	24,442	
8	Lido stETH	STETH	\$2,029	0%	-1%	12%	6	18,800	
9	Cardano	ADA	\$0.37	-1%	-3%	28%	286	13,059	
10	Dogecoin	DOGE	\$0.08	2%	9%	21%	734	11,719	

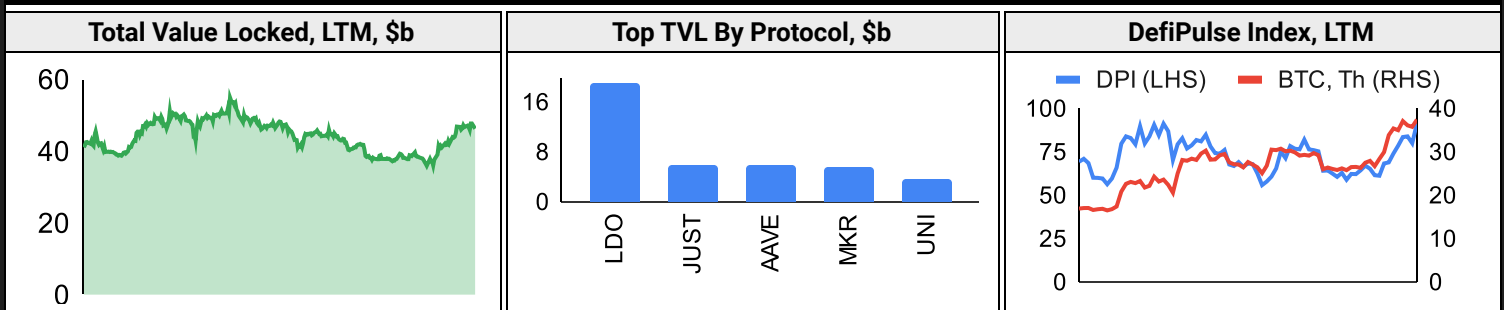
Top & Bottom Performers - Top 100 Tokens

24h		7 Days		30 Days		90 Days		365 Days	
INJ	9%	LUNC	58%	TIA	178%	RUNE	319%	KAS	1374%
THETA	9%	IOTA	26%	KAS	155%	WEMIX	286%	INJ	913%
WEMIX	8%	WEMIX	22%	RUNE	122%	KAS	270%	FET	724%
TIA	7%	RUNE	19%	ILV	120%	GAS	260%	RNDR	587%
UNI	-2%	OP	-9%	BSV	-7%	DAI	0%	CAKE	-43%
GRT	-2%	GAS	-11%	XDC	-8%	BUSD	0%	FLOW	-43%
AXS	-3%	IMX	-12%	BCH	-9%	USDD	-1%	ALGO	-46%
KLAY	-4%	KLAY	-14%	CFX	-14%	XDC	-18%	APE	-61%

Category Performance

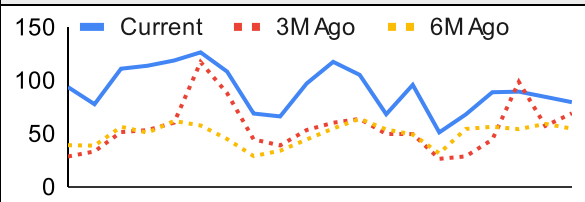
Category	7d	30d	90d	180d	365d	Ecosystem	7d	30d	90d	180d	365d
CEXs	-2%	52%	72%	51%	45%	Cosmos	10%	45%	88%	69%	198%
Lending	9%	45%	97%	70%	56%	Solana	2%	37%	70%	47%	88%
DEX	-1%	44%	83%	52%	55%	Avalanche	0%	28%	59%	31%	35%
IoT/Data/Comp.	4%	30%	71%	31%	25%	Ethereum	-2%	24%	55%	27%	49%
Gaming/Entertai	4%	27%	51%	10%	-8%	BSC	2%	22%	57%	6%	58%
Scaling	0%	25%	40%	-9%	8%	Polkadot	4%	22%	51%	10%	13%
Other DeFi	2%	21%	59%	24%	118%	Polygon	2%	17%	54%	7%	41%
Smart Contract	0%	20%	51%	12%	28%	Tron	1%	0%	35%	12%	46%
Privacy	2%	7%	23%	-8%	-23%						
Meme	1%	2%	28%	-10%	20%						
Currency	1%	1%	23%	22%	34%						

DeFi

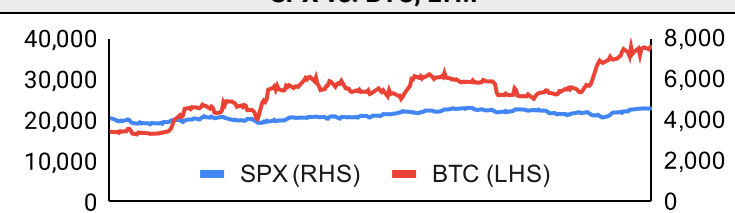


Trading Volume

Aggregate Volumes by Product, \$b					Top Derivatives Exchanges, \$m and bps					Top Spot Exchanges, \$m		
Product	1d	7d	30d	O/I	Exchange	1d Vol	O/I	Mkr	Tkr	Exchange	Score	1d Vol
Spot	22	179	849	n/a	Binance	31,817	10,831	2.0	4.0	Binance	9.9	8,552
Perpetuals	70	817	5,740	93	Bybit	10,306	6,477	2.0	5.5	Coinbase	8.6	1,336
Futures	0	3	11	1	OKX	12,894	4,221	2.0	5.0	Kraken	8.2	688
Options	1	7	41	n/a	KuCoin	1,020	1,449	2.0	6.0	Bybit	7.6	1,745

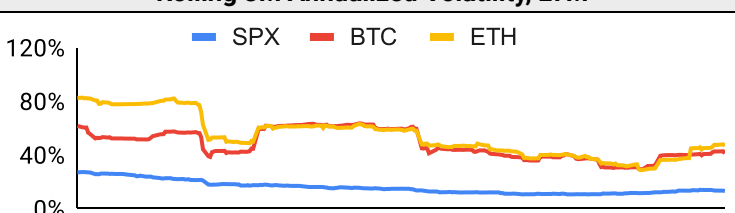
Daily Spot Volume, Top 100 Tokens Last 20d, \$b		Top Volume, 1d, \$m		Top Volume, %20d Avg		Low Volume, %20d Avg	
		USDT	31,933	IOTA	965%	GAS	10%
		BTC	19,927	THETA	288%	CRO	29%
		ETH	8,807	KCS	242%	RETH	30%
		USDC	4,284	ALGO	206%	TIA	33%
		FDUSD	1,970	WEMIX	201%	OKB	34%

Traditional Finance

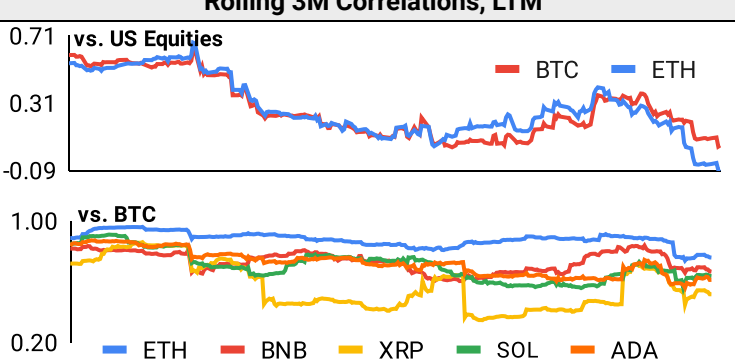
Global Equity Markets							SPX vs. BTC, LTM	
	US	USGrwth	UK	Germany	Japan	HK		
1D	0%	0%	0%	1%	0%	-2%	40,000	8,000
7D	0%	0%	1%	2%	0%	-4%	30,000	6,000
90D	1%	3%	1%	2%	1%	-7%	20,000	4,000
365D	17%	40%	8%	18%	14%	-11%	10,000	2,000

10-Year Treasury Yields							Commodities & FX					
	US	Brazil	UK	Germany	Japan	HK	Last	WTI	Gas	Gold	USD/EUR	USD/JPY
Last	4.35%	10.86%	4.24%	2.48%	0.67%	3.72%	Last	78.9	2.84	2,034	0.92	148.5
1d Chg	0.08	-0.01	0.14	0.05	-0.01	-0.06	1d % Chg	1.4%	1.3%	-0.6%	0.7%	0.8%

Volatility

Annualized Volatility							Rolling 3M Annualized Volatility, LTM		
	BTC	ETH	BNB	XRP	SOL	ADA			
30D	43%	61%	56%	63%	140%	64%	120%	80%	40%
90D	38%	44%	38%	47%	101%	46%	80%	40%	0%
180D	39%	42%	42%	117%	93%	62%	40%	0%	0%
365D	43%	46%	44%	94%	96%	61%	0%	0%	0%

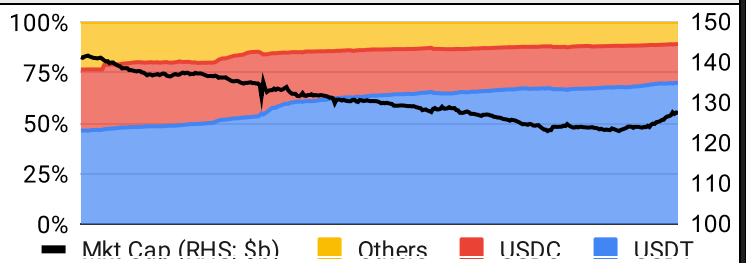
Correlations

Intra-Crypto Correlations, LTM							Rolling 3M Correlations, LTM	
	BTC	ETH	BNB	XRP	SOL	ADA		
BTC							0.71	vs. US Equities
ETH	0.85						0.31	vs. BTC
BNB	0.70	0.71					-0.09	
XRP	0.40	0.48	0.39				1.00	
SOL	0.65	0.64	0.56	0.40			0.20	
ADA	0.67	0.73	0.68	0.67	0.66			

Stablecoins

Stablecoin Market Size and Volume, \$m				
Ticker	Price	1d Vol	20d Avg Vol	Market Cap
USDT	1.00	31,933	38,794	89,301
USDC	1.00	4,284	4,809	24,395
DAI	1.00	273	240	5,348
TUSD	1.00	178	202	2,954
BUSD	1.00	323	443	1,684
USDD	0.99	42	36	716

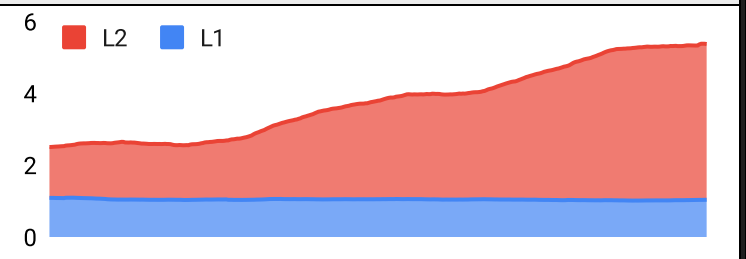
Stablecoin Dominance (LHS) & Market Cap \$b (RHS), LTM



Ethereum Mainnet & Layer 2s

Mainnet & Layer 2 Transactions (m/day) and L2 TVL (\$m)				
Network	1d	30d Avg	TVL	Tech Type
Ethereum	1.2	1.1	-	Mainnet
Arbitrum One	0.6	0.8	7,350	ORU
zkSync Era	0.5	0.6	506	ZKR
Starknet	0.4	0.4	174	ZKR
dYdX v3	0.3	0.4	337	App-specific ZKR
OP Mainnet	0.2	0.3	3,680	ORU
Linea	0.3	0.3	142	ZKR
Base	0.2	0.2	587	ORU
Immutable X	0.3	0.2	172	App-specific Validium
Mantle	0.2	0.2	222	Optimium

Transactions (m/day), Rolling 90-Day Average, LTM



Layer 2 Token Performance & Market Cap (\$m)

	MATIC	MNT	IMX	OP	ARB
30d Return	22%	42%	91%	19%	7%
Market Cap	7,240	1,680	1,590	1,470	1,280

NFTs and DAOs

NFT Collection Stats (in ETH)					
Collection	Floor	Listings	3M Ret.	3M Vol	Market Cap
CryptoPunks	57.0	950	24%	33,163	569,900
Bored Ape	29.0	559	7%	158,857	289,860
Autoglyphs	225.0	4	13%	150	115,200
Mutant Ape	5.5	818	7%	75,811	107,343
Squiggle	9.0	212	-9%	2,783	89,846
Fidenza	65.3	44	31%	1,046	65,265
Pudgy Penguins	6.9	420	72%	26,428	61,318
Azuki	5.8	500	38%	26,640	58,120
The Captainz	4.2	177	6%	18,760	41,846
The Sandbox	0.2	416	-20%	525	37,128

DAO Treasury Amount (\$m) and Composition

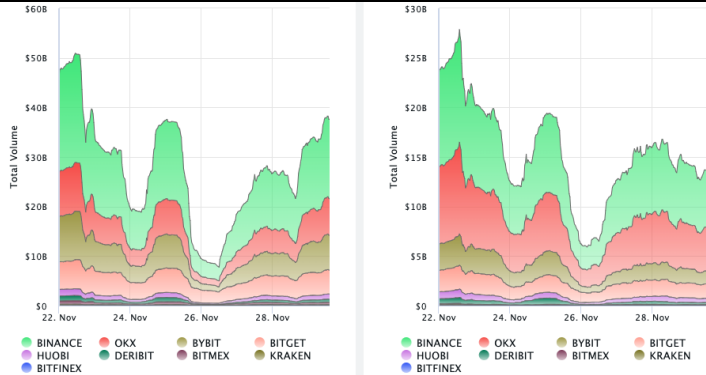
DAO	Treasury	Stables	BTC/ETH	Own Tokens	Other
Arbitrum	3,570	0%	0%	100%	0%
Uniswap	2,426	0%	0%	100%	0%
Mantle	2,240	8%	20%	71%	0%
Optimism	1,467	0%	0%	100%	0%
Ethereum	642	0%	100%	0%	0%
ENS	619	3%	1%	97%	0%
Golem	357	0%	95%	5%	0%
Lido	339	1%	23%	76%	0%
Volta Club	314	35%	0%	1%	64%
Gnosis	270	1%	33%	57%	9%

Crypto News

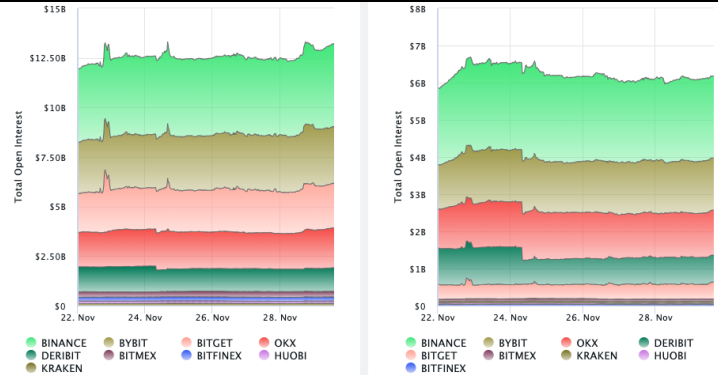
- [Republic to List Profit-Sharing Digital Security Token on INX Next Week - CoinDesk](#)
- [Crypto Firms That Act Like Banks Should Be Regulated Like Them, ECB Official Says - CoinDesk](#)
- [Philippines Security Regulator Warns Binance Is Operating Without a License - CoinDesk](#)
- [US Treasury sanctions crypto mixer Sinbad, alleging North Korea ties - Cointelegraph](#)
- [Iota launches \\$100M Abu Dhabi foundation for Middle East expansion - Cointelegraph](#)
- [Huddle01 CEO explains why communications tech must be decentralized - Cointelegraph](#)
- [How can NFTs transform daily life? - Cointelegraph](#)
- [Stakeholder urges swift implementation of Nigeria's blockchain policy - Cointelegraph](#)
- [Zipmex proposes to pay creditors 3 cents per dollar - Cointelegraph](#)

Crypto Futures

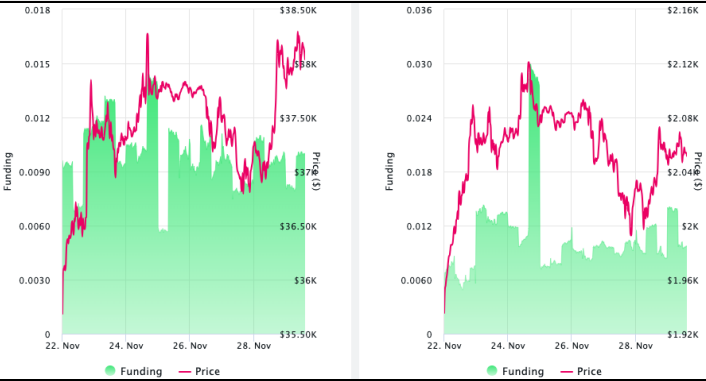
Futures Volume (BTC LHS ; ETH RHS), 1d



Futures Open Interest (BTC LHS ; ETH RHS)



Volume Weighted Funding Rate (BTC LHS ; ETH RHS), 1d

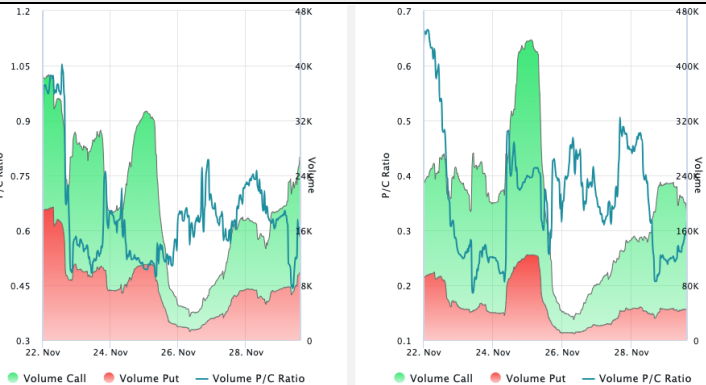


Liquidations (BTC LHS ; ETH RHS), 1d

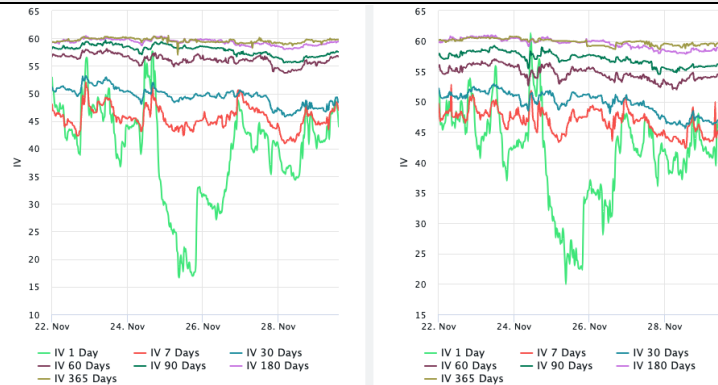


Crypto Options

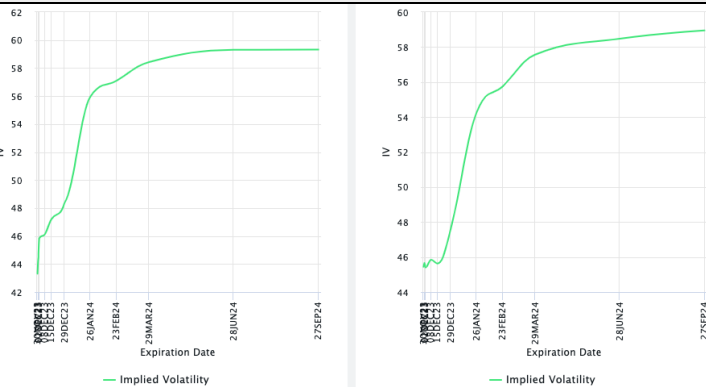
Options Volume & Put/Call Ratio (BTC LHS ; ETH RHS), 1d



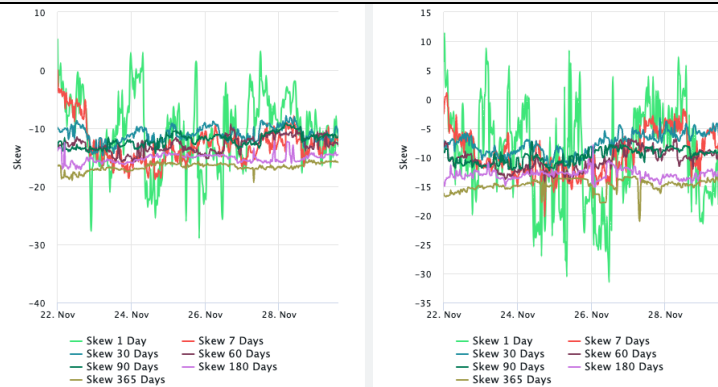
ATM Implied Volatility (BTC LHS ; ETH RHS)



ATM Implied Vol Term Structure (BTC LHS ; ETH RHS)



25 Delta Skew (BTC LHS ; ETH RHS)



About GSR

GSR is a global leader in digital asset trading, market making, OTC derivatives, and investments. We operate in a culture of excellence and leverage our first-rate reputation, deep relationships and proprietary trading technology to move swiftly and capitalize on market opportunities.

GSR's experienced team brings together decades of institutional trading expertise, while our industry-leading proprietary technology stack anchors everything we do.

Our main service areas are: market making; proprietary and algorithmic trading; client execution; structured products; risk management solutions; and portfolio investments.

For more information or if we can help with anything, please see gsr.io or contact us at gsr@gsr.io.

Follow GSR for more content: [Twitter](#) [Telegram](#) [LinkedIn](#)

Authors

Matt Kunke, Research Analyst [Twitter](#) [Telegram](#) [LinkedIn](#)
Brian Rudick, Senior Strategist [Twitter](#) [Telegram](#) [LinkedIn](#)

Required Disclosures

This material is provided by GSR (the "Firm") solely for informational purposes, is intended only for sophisticated, institutional investors and does not constitute an offer or commitment, a solicitation of an offer or commitment, or any advice or recommendation, to enter into or conclude any transaction (whether on the terms shown or otherwise), or to provide investment services in any state or country where such an offer or solicitation or provision would be illegal. The Firm is not and does not act as an advisor or fiduciary in providing this material. GSR is not authorised or regulated in the UK by the Financial Conduct Authority. The protections provided by the UK regulatory system will not be available to you. Specifically, information provided herein is intended for institutional persons only and is not suitable for retail persons in the United Kingdom, and no solicitation or recommendation is being made to you in regards to any products or services.

This material is not a research report, and not subject to any of the independence and disclosure standards applicable to research reports prepared pursuant to FINRA or CFTC research rules. This material is not independent of the Firm's proprietary interests, which may conflict with the interests of any counterparty of the Firm. The Firm trades instruments discussed in this material for its own account, may trade contrary to the views expressed in this material, and may have positions in other related instruments.

Information contained herein is based on sources considered to be reliable, but is not guaranteed to be accurate or complete. Any opinions or estimates expressed herein reflect a judgment made by the author(s) as of the date of publication, and are subject to change without notice. Trading and investing in digital assets involves significant risks including price volatility and illiquidity and may not be suitable for all investors. The Firm is not liable whatsoever for any direct or consequential loss arising from the use of this material. Copyright of this material belongs to GSR. Neither this material nor any copy thereof may be taken, reproduced or redistributed, directly or indirectly, without prior written permission of GSR

Notes & Sources

All options data is based on Deribit and derivatives graphics are from Laevidas. Market returns are based on price returns for the following ETFs: VOO, QQQ, EWU, EWG, EWJ, and EWH. Onchain volumes are not considered and thus certain token volumes may be understated (e.g., stETH).

CoinGecko	Santiment	DefiLlama	CoinMarketCap	Laevidas
L2Beat	Google Finance	TradingView	Deribit	WorldCoinIndex
Cryptorank	Investing.com	NFT Price Floor	CryptoSlate	