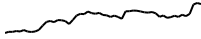

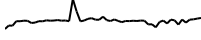









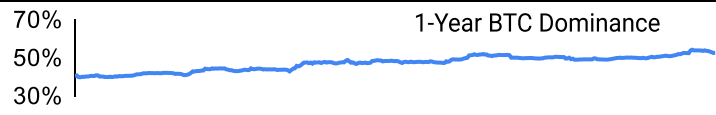
Crypto Leaderboard

Rank	Name	Ticker	Price	24h	7d	30d	24h Vol \$m	MC \$m	1-Year Chart
1	Bitcoin	BTC	\$34,736	-1%	1%	24%	10,533	678,769	
2	Ethereum	ETH	\$1,873	-1%	4%	15%	14,617	225,311	
3	Tether	USDT	\$1.00	0%	0%	0%	29,032	85,889	
4	BNB	BNB	\$247	-1%	9%	17%	773	38,011	
5	XRP Ledger	XRP	\$0.68	-5%	14%	32%	2,591	36,652	
6	USD Coin	USDC	\$1.00	0%	0%	0%	7,293	24,431	
7	Solana	SOL	\$41.9	4%	16%	81%	1,245	17,665	
8	Lido stETH	STETH	\$1,876	-1%	4%	14%	11	16,775	
9	Cardano	ADA	\$0.35	-2%	16%	34%	442	12,059	
10	Dogecoin	DOGE	\$0.07	1%	5%	20%	1,136	10,374	

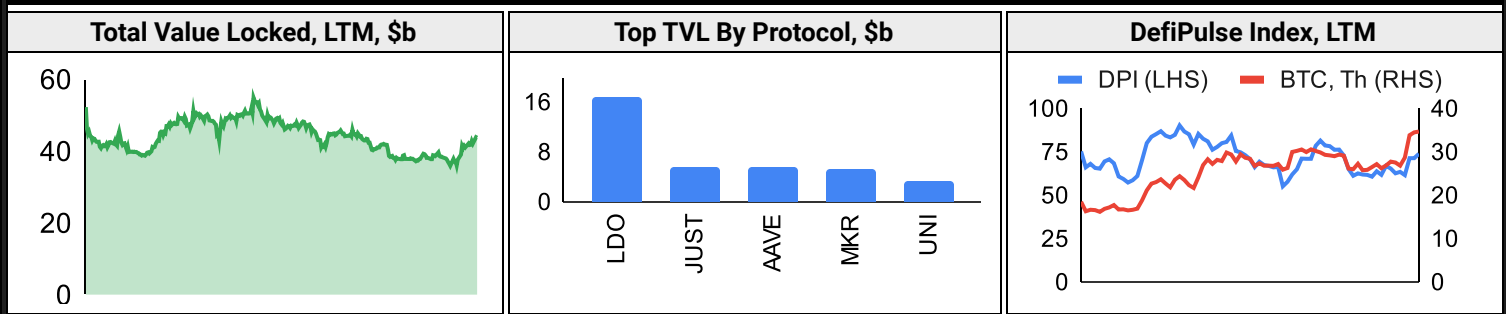
Top & Bottom Performers - Top 100 Tokens

24h		7 Days		30 Days		90 Days		365 Days	
CRO	9%	CAKE	80%	INJ	117%	RUNE	224%	KAS	1558%
TON	6%	TWT	60%	CAKE	89%	WEMIX	140%	INJ	527%
CFX	6%	NEO	44%	RUNE	89%	INJ	114%	CFX	325%
SOL	4%	EGLD	39%	SOL	81%	TON	93%	BGB	142%
NEAR	-7%	QNT	-2%	DAI	0%	SUI	-14%	FLOW	-66%
IMX	-8%	RNDR	-2%	USDD	0%	SHIB	-15%	APE	-69%
RLB	-9%	XMR	-3%	XRD	-3%	UNI	-22%	ALGO	-71%
WEMIX	-20%	MKR	-7%	MKR	-9%	APE	-22%	CHZ	-72%

Category Performance

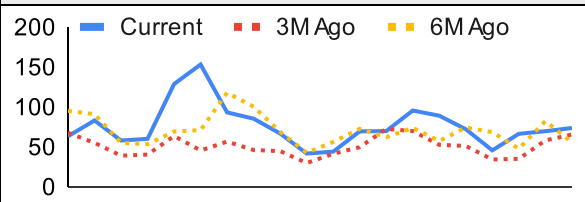
Category	7d	30d	90d	180d	365d	Ecosystem	7d	30d	90d	180d	365d
Other DeFi	8%	43%	27%	23%	43%	Cosmos	12%	41%	37%	55%	76%
Gaming/Entertai	12%	34%	8%	-10%	-44%	Polygon	14%	39%	21%	9%	3%
Meme	2%	33%	9%	-15%	15%	Solana	17%	37%	16%	48%	-1%
Smart Contract	10%	32%	13%	5%	-15%	BSC	22%	36%	31%	16%	22%
Lending	12%	32%	25%	42%	-15%	Polkadot	12%	27%	11%	4%	-21%
IoT/Data/Comp.	12%	31%	20%	14%	-19%	Avalanche	12%	27%	5%	17%	-8%
DEX	15%	31%	22%	16%	-14%	Ethereum	10%	25%	10%	19%	5%
Scaling	10%	24%	-1%	-14%	-29%	Tron	0%	20%	27%	33%	22%
Currency	3%	20%	5%	33%	25%						
CEXs	9%	17%	4%	-3%	-21%						
Privacy	6%	16%	0%	-14%	-35%						

DeFi

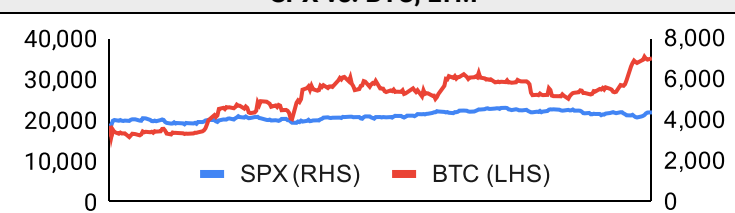


Trading Volume

Aggregate Volumes by Product, \$b					Top Derivatives Exchanges, \$m and bps					Top Spot Exchanges, \$m		
Product	1d	7d	30d	O/I	Exchange	1d Vol	O/I	Mkr	Tkr	Exchange	Score	1d Vol
Spot	25	172	654	n/a	Binance	34,770	10,579	2.0	4.0	Binance	9.9	8,405
Perpetuals	172	1,470	5,800	128	Bybit	11,547	6,113	2.0	5.5	Coinbase	8.7	1,359
Futures	0	2	11	1	OKX	13,401	4,027	2.0	5.0	Kraken	8.3	660
Options	1	8	46	n/a	KuCoin	1,674	1,432	2.0	6.0	OKX	7.7	1,740

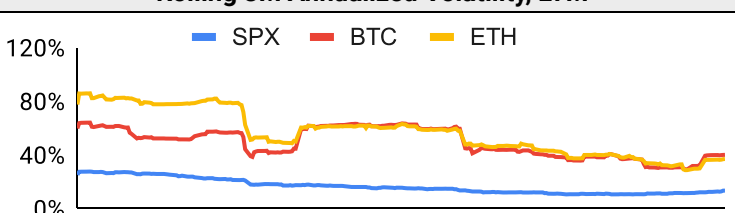
Daily Spot Volume, Top 100 Tokens Last 20d, \$b				Top Volume, 1d, \$m		Top Volume, %20d Avg		Low Volume, %20d Avg	
				USDT	31,674	TWT	513%	MINA	26%
				BTC	13,489	WEMIX	398%	TUSD	50%
				ETH	8,708	GRT	370%	XAUT	50%
				USDC	3,742	BGB	255%	BSV	50%
				XRP	2,986	USDP	237%	WBT	59%

Traditional Finance

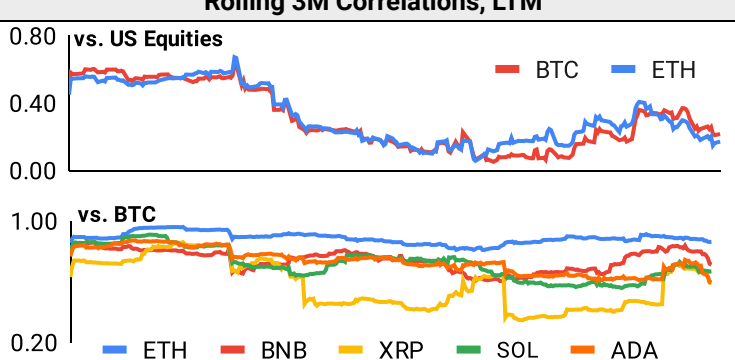
Global Equity Markets							SPX vs. BTC, LTM				
	US	USGrwth	UK	Germany	Japan	HK					
1D	0%	0%	0%	0%	-1%	0%					
7D	5%	6%	3%	4%	5%	4%					
90D	-3%	-1%	-4%	-7%	-1%	-7%					
365D	18%	40%	13%	20%	21%	3%					

10-Year Treasury Yields							Commodities & FX					
	US	Brazil	UK	Germany	Japan	HK	Last	WTI	Gas	Gold	USD/EUR	USD/JPY
Last	4.61%	11.57%	4.35%	2.68%	0.87%	4.09%	Last	79.5	3.14	1,972	0.94	150.6
1d Chg	-0.06	-0.02	-0.03	-0.06	-0.01	-0.06	1d % Chg	-1.6%	-3.7%	-0.8%	0.4%	0.3%

Volatility

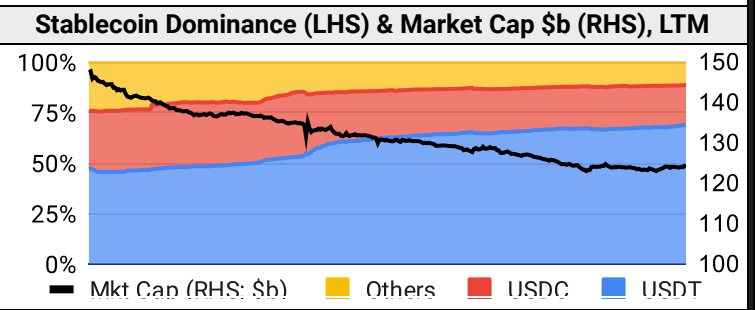
Annualized Volatility							Rolling 3M Annualized Volatility, LTM			
	BTC	ETH	BNB	XRP	SOL	ADA				
30D	44%	35%	35%	55%	92%	50%				
90D	39%	35%	31%	53%	75%	43%				
180D	37%	36%	38%	116%	77%	59%				
365D	47%	54%	50%	99%	107%	65%				

Correlations

Intra-Crypto Correlations, LTM							Rolling 3M Correlations, LTM				
	BTC	ETH	BNB	XRP	SOL	ADA					
BTC											
ETH	0.89										
BNB	0.73	0.76									
XRP	0.48	0.56	0.45								
SOL	0.73	0.77	0.68	0.50							
ADA	0.72	0.79	0.71	0.71	0.71						

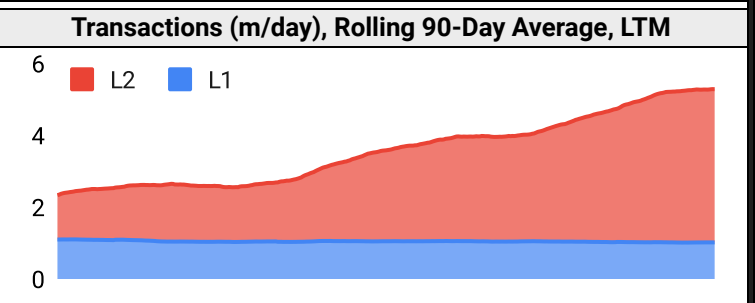
Stablecoins

Stablecoin Market Size and Volume, \$m				
Ticker	Price	1d Vol	20d Avg Vol	Market Cap
USDT	1.00	31,674	32,818	85,454
USDC	1.00	3,742	3,928	24,441
DAI	1.00	138	154	5,348
TUSD	1.00	143	287	3,334
BUSD	1.00	426	488	1,889
USDD	1.00	29	19	725



Ethereum Mainnet & Layer 2s

Mainnet & Layer 2 Transactions (m/day) and L2 TVL (\$m)				
Network	1d	30d Avg	TVL	Tech Type
Ethereum	1.1	1.0	-	Mainnet
zkSync Era	0.5	0.8	439	ZKR
Arbitrum One	0.6	0.6	6,940	ORU
Starknet	0.3	0.5	133	ZKR
Base	0.2	0.4	575	ORU
dYdX	0.3	0.3	358	App-specific ZKR
OP Mainnet	0.3	0.2	3,150	ORU
Immutable X	0.3	0.2	119	App-specific Validium
Mantle	0.2	0.2	143	Optimium
Arbitrum Nova	0.2	0.2	24	Optimium



Layer 2 Token Performance & Market Cap (\$m)					
	MATIC	ARB	OP	MNT	IMX
30d Return	28%	29%	20%	9%	50%
Market Cap	6,610	1,380	1,340	1,290	1,040

NFTs and DAOs

NFT Collection Stats (in ETH)					
Collection	Floor	Listings	3M Ret.	3M Vol	Market Cap
CryptoPunks	49.9	1,004	5%	24,505	498,500
Bored Ape	28.3	360	-3%	133,900	282,800
Mutant Ape	5.4	589	-5%	69,479	104,609
Autoglyphs	170.0	2	-15%	473	87,040
Squiggle	8.7	227	-18%	2,911	86,448
Azuki	5.5	373	15%	23,735	54,500
Fidenza	53.0	33	-36%	582	52,947
The Sandbox	0.3	339	-11%	466	46,271
Pudgy Penguins	5.0	400	23%	21,675	44,440
The Captainz	3.8	212	-12%	16,698	37,496

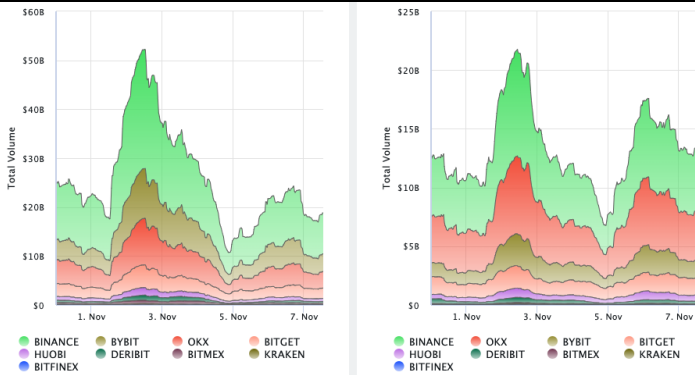
DAO Treasury Amount (\$m) and Composition					
DAO	Treasury	Stables	BTC/ETH	Own Tokens	Other
Arbitrum	3,818	0%	0%	100%	0%
Uniswap	2,022	0%	0%	100%	0%
Mantle	1,945	11%	25%	64%	0%
Optimism	1,380	0%	0%	100%	0%
ENS	619	3%	1%	96%	0%
Ethereum	593	0%	100%	0%	0%
Golem	327	0%	95%	5%	0%
Lido	291	1%	25%	74%	0%
Stargate	247	15%	0%	84%	1%
Gnosis	209	5%	41%	45%	9%

Crypto News

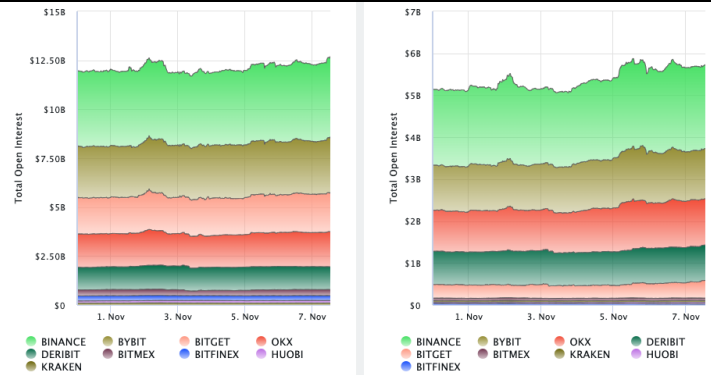
- [Inordinately high — Bitcoin Ordinals send BTC transaction fees to new 5-month peak - Cointelegraph](#)
- [Bitcoin \(BTC\) Works in Inflationary and Deflationary Periods Says Ark's Cathie Wood - CoinDesk](#)
- [Yuga Labs' ApeFest faces scrutiny over lighting after eye burn reports - ReadWrite](#)
- [Leverage Is Ramping Up in Crypto as Ripple Leads Alt-Coin Rally - Bloomberg](#)
- [How long could Bankman-Fried go to jail following trial? - Blockworks](#)
- [FCA discussion paper advances UK stablecoin framework - Blockworks](#)
- [Arbitrum DAO may dip into \\$3.9B treasury, approves staking - Blockworks](#)
- [Investor rush into crypto products the largest since 2021 bull market high - Blockworks](#)
- [Kraken Said to Seek Partner to Help Build It a Layer 2 Blockchain Network - CoinDesk](#)

Crypto Futures

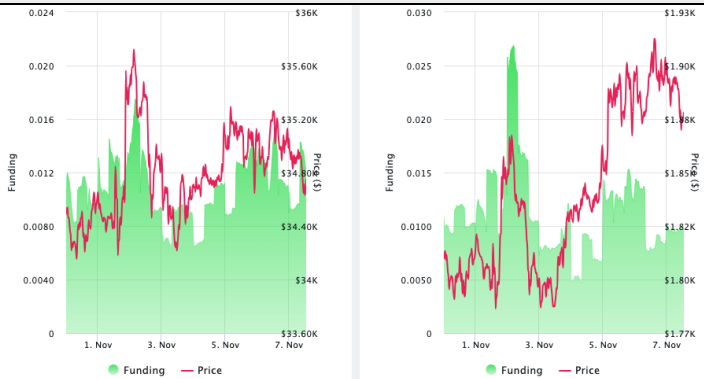
Futures Volume (BTC LHS ; ETH RHS), 1d



Futures Open Interest (BTC LHS ; ETH RHS)



Volume Weighted Funding Rate (BTC LHS ; ETH RHS), 1d

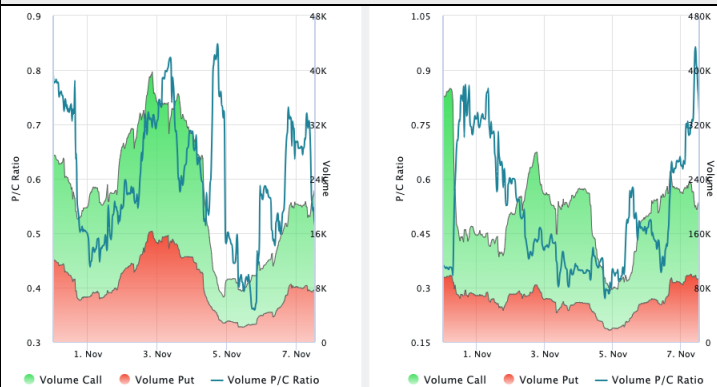


Liquidations (BTC LHS ; ETH RHS), 1d

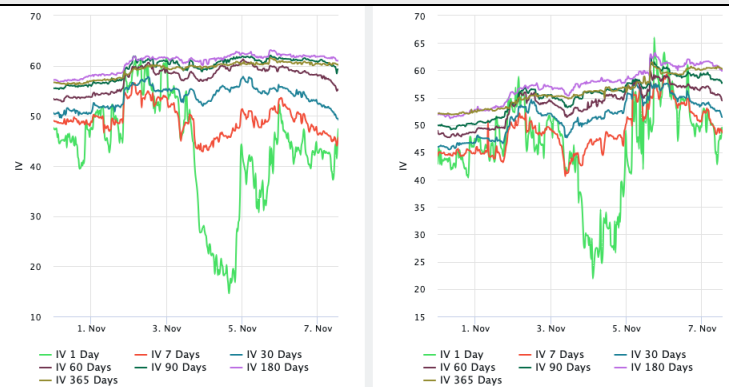


Crypto Options

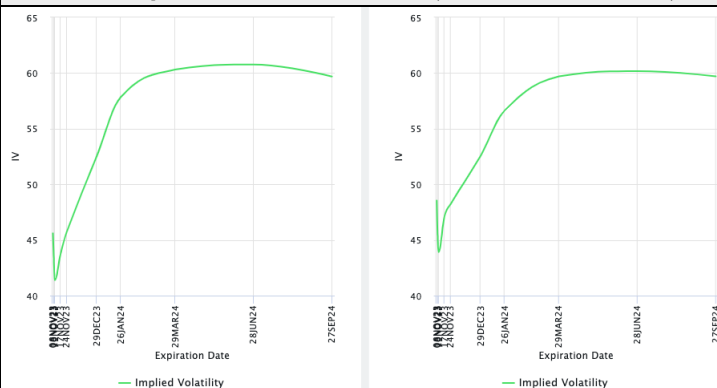
Options Volume & Put/Call Ratio (BTC LHS ; ETH RHS), 1d



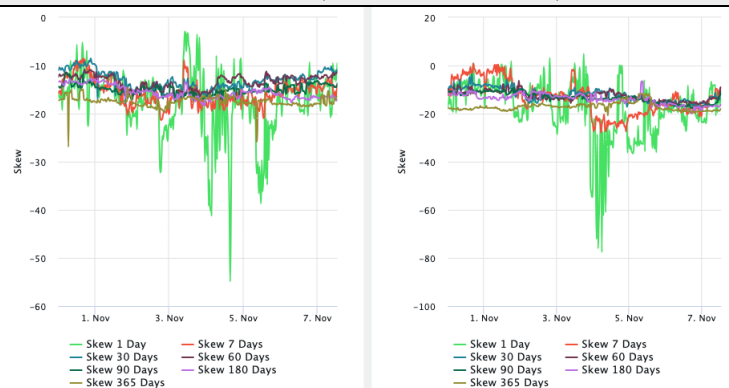
ATM Implied Volatility (BTC LHS ; ETH RHS)



ATM Implied Vol Term Structure (BTC LHS ; ETH RHS)



25 Delta Skew (BTC LHS ; ETH RHS)



About GSR

GSR is a global leader in digital asset trading, market making, OTC derivatives, and investments. We operate in a culture of excellence and leverage our first-rate reputation, deep relationships and proprietary trading technology to move swiftly and capitalize on market opportunities.

GSR's experienced team brings together decades of institutional trading expertise, while our industry-leading proprietary technology stack anchors everything we do.

Our main service areas are: market making; proprietary and algorithmic trading; client execution; structured products; risk management solutions; and portfolio investments.

For more information or if we can help with anything, please see gsr.io or contact us at gsr@gsr.io.

Follow GSR for more content: [Twitter](#) [Telegram](#) [LinkedIn](#)

Authors

Matt Kunke, Research Analyst [Twitter](#) [Telegram](#) [LinkedIn](#)
Brian Rudick, Senior Strategist [Twitter](#) [Telegram](#) [LinkedIn](#)

Required Disclosures

This material is provided by GSR (the "Firm") solely for informational purposes, is intended only for sophisticated, institutional investors and does not constitute an offer or commitment, a solicitation of an offer or commitment, or any advice or recommendation, to enter into or conclude any transaction (whether on the terms shown or otherwise), or to provide investment services in any state or country where such an offer or solicitation or provision would be illegal. The Firm is not and does not act as an advisor or fiduciary in providing this material. GSR is not authorised or regulated in the UK by the Financial Conduct Authority. The protections provided by the UK regulatory system will not be available to you. Specifically, information provided herein is intended for institutional persons only and is not suitable for retail persons in the United Kingdom, and no solicitation or recommendation is being made to you in regards to any products or services.

This material is not a research report, and not subject to any of the independence and disclosure standards applicable to research reports prepared pursuant to FINRA or CFTC research rules. This material is not independent of the Firm's proprietary interests, which may conflict with the interests of any counterparty of the Firm. The Firm trades instruments discussed in this material for its own account, may trade contrary to the views expressed in this material, and may have positions in other related instruments.

Information contained herein is based on sources considered to be reliable, but is not guaranteed to be accurate or complete. Any opinions or estimates expressed herein reflect a judgment made by the author(s) as of the date of publication, and are subject to change without notice. Trading and investing in digital assets involves significant risks including price volatility and illiquidity and may not be suitable for all investors. The Firm is not liable whatsoever for any direct or consequential loss arising from the use of this material. Copyright of this material belongs to GSR. Neither this material nor any copy thereof may be taken, reproduced or redistributed, directly or indirectly, without prior written permission of GSR

Notes & Sources

All options data is based on Deribit and derivatives graphics are from Laevidas. Market returns are based on price returns for the following ETFs: VOO, QQQ, EWU, EWG, EWJ, and EWH. Onchain volumes are not considered and thus certain token volumes may be understated (e.g., stETH).

CoinGecko	Santiment	DefiLlama	CoinMarketCap	Laevidas
L2Beat	Google Finance	TradingView	Deribit	WorldCoinIndex
Cryptorank	Investing.com	NFT Price Floor	CryptoSlate	