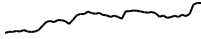

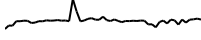









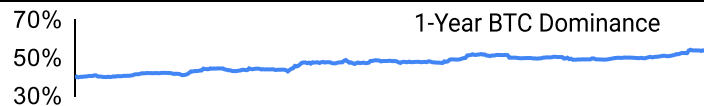
Crypto Leaderboard

Rank	Name	Ticker	Price	24h	7d	30d	24h Vol \$m	MC \$m	1-Year Chart
1	Bitcoin	BTC	\$35,415	2%	2%	28%	17,683	691,653	
2	Ethereum	ETH	\$1,888	1%	4%	19%	12,657	226,909	
3	Tether	USDT	\$1.00	0%	0%	0%	29,906	86,235	
4	BNB	BNB	\$246	0%	9%	20%	676	37,872	
5	XRP Ledger	XRP	\$0.69	1%	14%	37%	1,895	36,959	
6	USD Coin	USDC	\$1.00	0%	0%	0%	7,420	24,381	
7	Solana	SOL	\$43.3	3%	10%	95%	1,583	18,203	
8	Lido stETH	STETH	\$1,885	0%	4%	19%	7	16,858	
9	Cardano	ADA	\$0.35	3%	22%	41%	370	12,393	
10	Dogecoin	DOGE	\$0.07	2%	10%	26%	721	10,533	

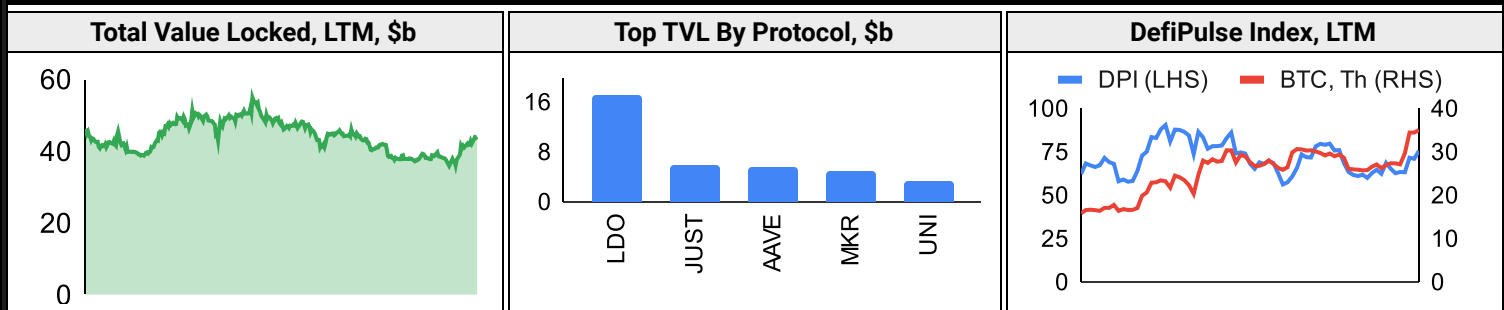
Top & Bottom Performers - Top 100 Tokens

24h		7 Days		30 Days		90 Days		365 Days	
WEMIX	23%	CAKE	76%	INJ	130%	RUNE	217%	KAS	1726%
SUI	11%	WEMIX	51%	RUNE	106%	WEMIX	201%	INJ	776%
KAS	10%	KAS	39%	SOL	95%	INJ	124%	CFX	441%
GALA	9%	TWT	38%	WEMIX	93%	TON	107%	RNDR	294%
NEAR	-2%	PAXG	-1%	USDC	0%	SHIB	-17%	FLOW	-57%
CAKE	-3%	TRX	-1%	USDT	0%	UNI	-17%	ALGO	-62%
GRT	-4%	RLB	-2%	USDD	0%	XDC	-20%	APE	-63%
TWT	-14%	XMR	-3%	MKR	-4%	APE	-23%	CHZ	-63%

Category Performance

Category	7d	30d	90d	180d	365d	Ecosystem	7d	30d	90d	180d	365d
Other DeFi	7%	50%	30%	21%	84%	Cosmos	11%	49%	38%	55%	115%
Gaming/Entertai	10%	43%	8%	-10%	-32%	Polygon	9%	48%	24%	9%	30%
DEX	6%	43%	24%	18%	7%	Solana	11%	45%	15%	49%	18%
IoT/Data/Comp.	13%	41%	29%	19%	0%	BSC	16%	41%	31%	13%	51%
Lending	14%	41%	30%	48%	4%	Polkadot	10%	38%	15%	5%	0%
Smart Contract	6%	41%	16%	5%	2%	Avalanche	6%	35%	8%	18%	12%
Meme	1%	39%	9%	-16%	33%	Ethereum	5%	31%	12%	17%	28%
Scaling	10%	33%	3%	-14%	-11%	Tron	-7%	28%	30%	35%	37%
Currency	3%	26%	8%	33%	44%						
CEXs	10%	23%	7%	0%	-9%						
Privacy	5%	21%	1%	-13%	-23%						

DeFi

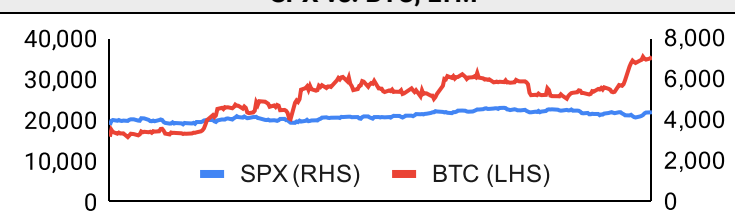


Trading Volume

Aggregate Volumes by Product, \$b					Top Derivatives Exchanges, \$m and bps					Top Spot Exchanges, \$m		
Product	1d	7d	30d	O/I	Exchange	1d Vol	O/I	Mkr	Tkr	Exchange	Score	1d Vol
Spot	25	177	681	n/a	Binance	37,886	10,588	2.0	4.0	Binance	9.9	8,741
Perpetuals	194	1,510	6,220	112	Bybit	12,831	6,173	2.0	5.5	Coinbase	8.7	1,576
Futures	0	2	12	1	OKX	14,910	4,093	2.0	5.0	Kraken	8.3	733
Options	1	8	48	n/a	KuCoin	1,804	1,446	2.0	6.0	OKX	7.6	1,669

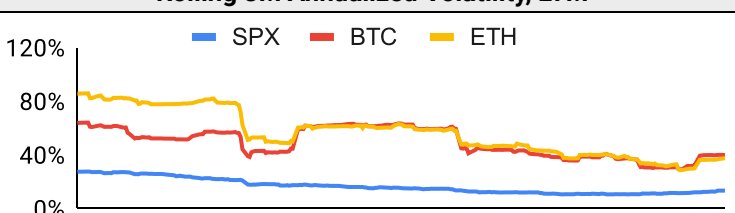
Daily Spot Volume, Top 100 Tokens Last 20d, \$b		Top Volume, 1d, \$m		Top Volume, %20d Avg		Low Volume, %20d Avg	
Current	3M Ago	USDT	33,043	WEMIX	375%	MINA	19%
6M Ago		BTC	17,687	CRO	335%	BSV	45%
		ETH	7,340	TWT	295%	STETH	50%
		USDC	3,816	XDC	290%	XAUT	61%
		XRP	2,160	KAS	254%	TUSD	62%

Traditional Finance

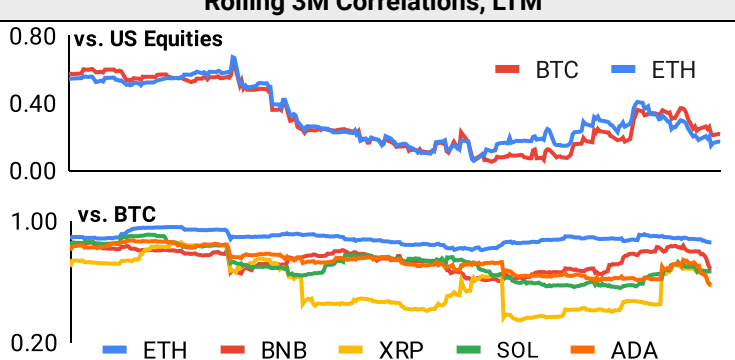
Global Equity Markets							SPX vs. BTC, LTM	
	US	USGrwth	UK	Germany	Japan	HK		
1D	0%	1%	-1%	0%	-1%	-1%		
7D	4%	6%	2%	3%	3%	3%		
90D	-2%	1%	-5%	-8%	-1%	-8%		
365D	17%	40%	12%	19%	20%	0%		

10-Year Treasury Yields							Commodities & FX					
	US	Brazil	UK	Germany	Japan	HK		WTI	Gas	Gold	USD/EUR	USD/JPY
Last	4.57%	11.46%	4.31%	2.63%	0.84%	4.04%	Last	77.0	3.10	1,970	0.94	151.0
1d Chg	0.00	0.00	0.03	-0.04	-0.01	-0.06	1d % Chg	-0.5%	-1.4%	-0.2%	0.3%	0.4%

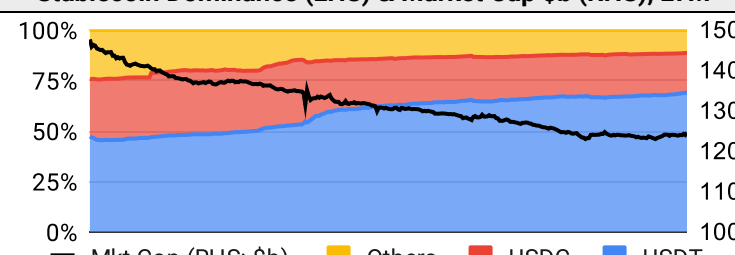
Volatility

Annualized Volatility							Rolling 3M Annualized Volatility, LTM		
	BTC	ETH	BNB	XRP	SOL	ADA			
30D	44%	32%	33%	53%	88%	46%			
90D	39%	35%	31%	52%	75%	42%			
180D	37%	36%	38%	116%	76%	59%			
365D	46%	52%	50%	98%	105%	64%			

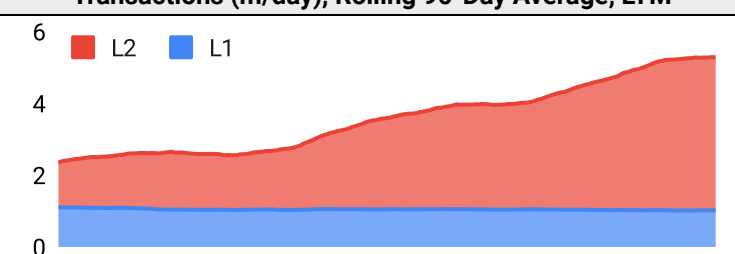
Correlations

Intra-Crypto Correlations, LTM							Rolling 3M Correlations, LTM				
	BTC	ETH	BNB	XRP	SOL	ADA					
BTC											
ETH	0.88										
BNB	0.73	0.78									
XRP	0.46	0.55	0.45								
SOL	0.72	0.76	0.68	0.48							
ADA	0.71	0.79	0.71	0.71	0.70						

Stablecoins

Stablecoin Market Size and Volume, \$m					Stablecoin Dominance (LHS) & Market Cap \$b (RHS), LTM	
Ticker	Price	1d Vol	20d Avg Vol	Market Cap		
USDT	1.00	33,043	33,090	86,106		
USDC	1.00	3,816	4,016	24,392		
DAI	1.00	134	156	5,347		
TUSD	1.00	180	290	3,333		
BUSD	1.00	380	484	1,885		
USDD	1.00	24	19	726		
						— Mkt Cap (RHS: \$b) ■ Others ■ USDC ■ USDT

Ethereum Mainnet & Layer 2s

Mainnet & Layer 2 Transactions (m/day) and L2 TVL (\$m)					Transactions (m/day), Rolling 90-Day Average, LTM	
Network	1d	30d Avg	TVL	Tech Type		
Ethereum	1.1	1.0	-	Mainnet		
zkSync Era	0.6	0.8	430	ZKR		
Arbitrum One	0.7	0.6	6,990	ORU		
Starknet	0.3	0.4	131	ZKR		
Base	0.2	0.3	570	ORU		
dYdX	0.4	0.3	359	App-specific ZKR		
OP Mainnet	0.3	0.3	3,160	ORU		
Immutable X	0.2	0.2	121	App-specific Validium		
Mantle	0.2	0.2	148	Optimium		
Arbitrum Nova	0.2	0.2	24	Optimium		

Layer 2 Token Performance & Market Cap (\$m)					
	MATIC	ARB	OP	MNT	IMX
30d Return	43%	32%	24%	14%	58%
Market Cap	7,110	1,360	1,340	1,330	1,070

NFTs and DAOs

NFT Collection Stats (in ETH)						DAO Treasury Amount (\$m) and Composition					
Collection	Floor	Listings	3M Ret.	3M Vol	Market Cap	DAO	Treasury	Stables	BTC/ETH	Own Tokens	Other
CryptoPunks	50.4	996	6%	24,861	503,500	Arbitrum	3,825	0%	0%	100%	0%
Bored Ape	30.7	347	5%	136,532	306,900	Uniswap	2,121	0%	0%	100%	0%
Autoglyphs	310.0	1	56%	473	158,720	Mantle	2,004	11%	24%	65%	0%
Mutant Ape	5.8	566	1%	69,940	112,215	Optimism	1,389	0%	0%	100%	0%
Squiggle	9.2	223	-12%	2,940	91,845	ENS	615	3%	1%	96%	0%
Azuki	6.0	380	27%	24,011	60,000	Ethereum	597	0%	100%	0%	0%
Fidenza	53.0	34	-23%	582	52,947	Golem	330	0%	95%	5%	0%
Pudgy Penguins	5.2	412	28%	21,787	46,404	Lido	290	1%	25%	74%	0%
The Sandbox	0.3	386	-8%	468	43,775	Stargate	247	15%	0%	84%	1%
The Captainz	3.7	215	-12%	16,968	36,996	Gnosis	219	2%	39%	50%	9%

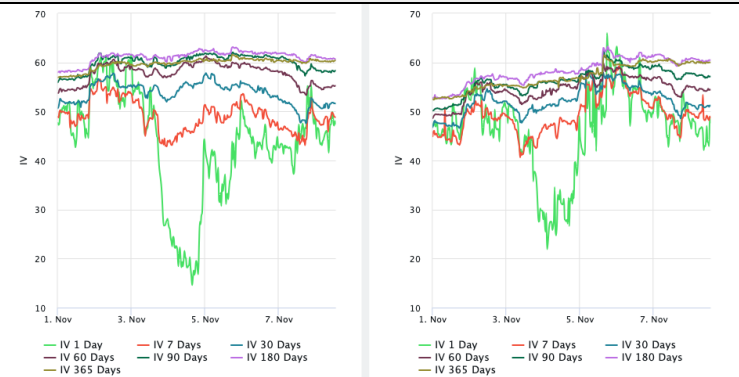
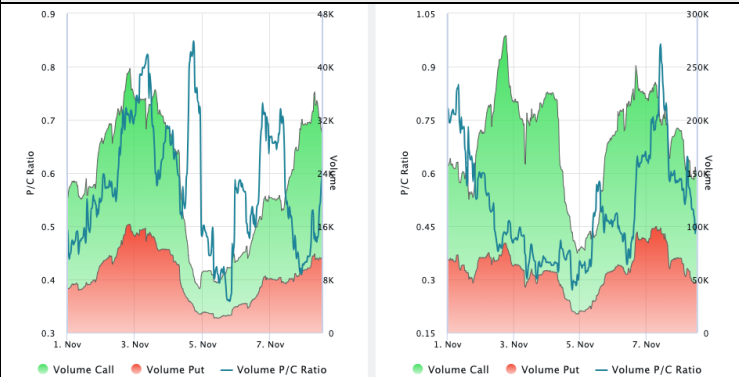
Crypto News

- [Bitcoin 'short squeeze' sends BTC price to \\$35.9K as OI stays elevated - Cointelegraph](#)
- [Surprised by Demand for Crypto-Secured Debt, Two Prime Says After Extending \\$2B in Loans - CoinDesk](#)
- [El Salvador Bitcoin ATM network to receive Lightning Network upgrade - Cointelegraph](#)
- [Ex-Cantor execs launch crypto lending platform in expectation of Bitcoin ETFs - Cointelegraph](#)
- [Robinhood to launch crypto trading in EU even as cryptocurrency revenue slides almost 26% from last quarter - Fortune](#)
- [New Ethereum rollup takes a zero-knowledge approach to sharding - Blockworks](#)
- [Marathon Digital pushes into Paraguay amid ongoing expansion - Blockworks](#)
- [Custodia Bank debuts segregated custody accounts service - Blockworks](#)
- [FCA discussion paper advances UK stablecoin framework - Blockworks](#)

Crypto Futures

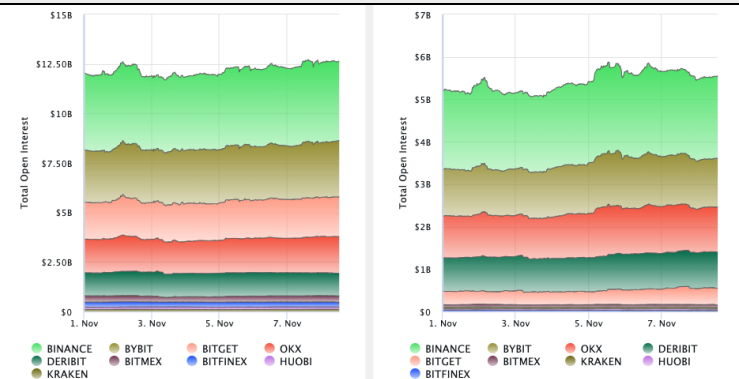
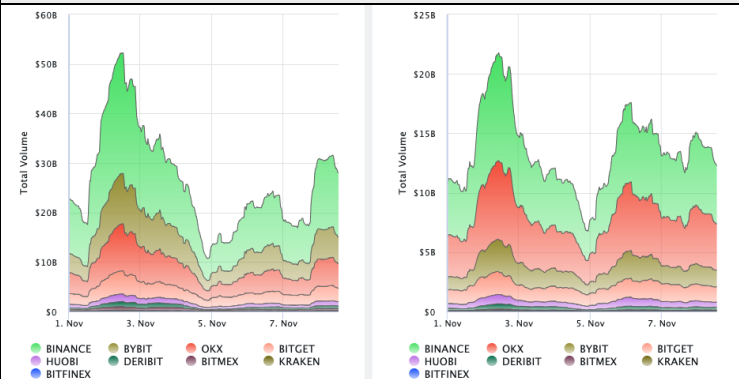
Futures Volume (BTC LHS ; ETH RHS), 1d

Futures Open Interest (BTC LHS ; ETH RHS)



Volume Weighted Funding Rate (BTC LHS ; ETH RHS), 1d

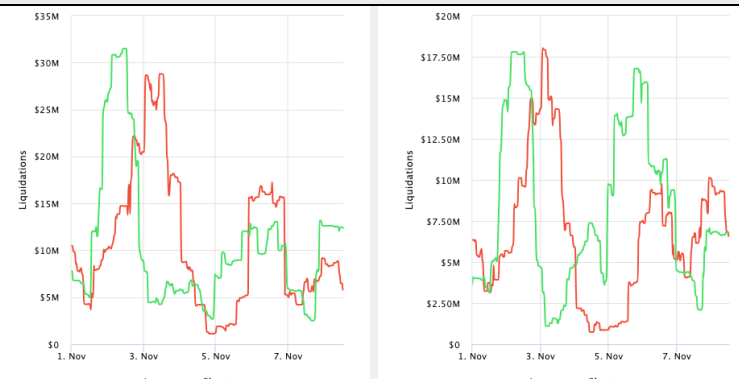
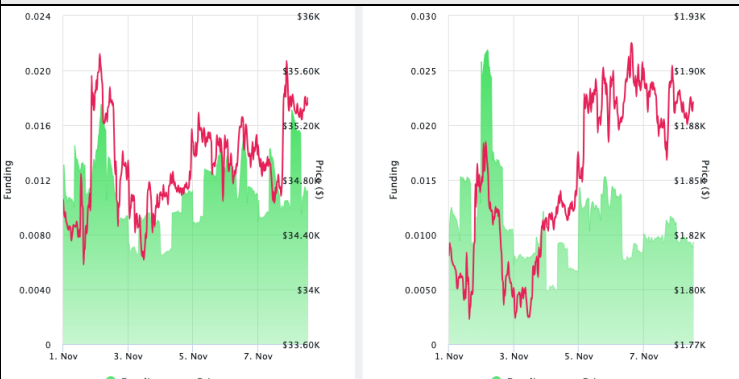
Liquidations (BTC LHS ; ETH RHS), 1d



Crypto Options

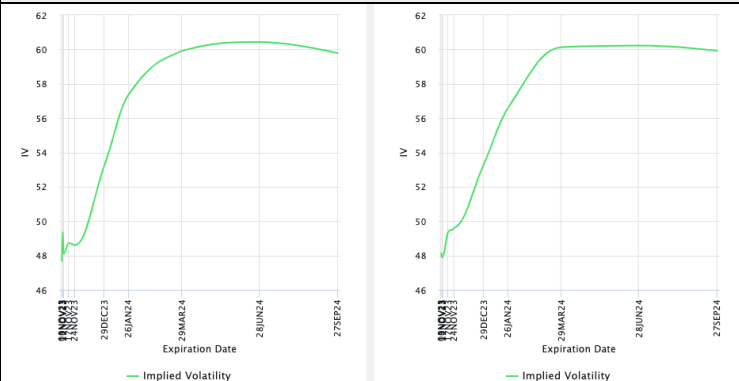
Options Volume & Put/Call Ratio (BTC LHS ; ETH RHS), 1d

ATM Implied Volatility (BTC LHS ; ETH RHS)



ATM Implied Vol Term Structure (BTC LHS ; ETH RHS)

25 Delta Skew (BTC LHS ; ETH RHS)



About GSR

GSR is a global leader in digital asset trading, market making, OTC derivatives, and investments. We operate in a culture of excellence and leverage our first-rate reputation, deep relationships and proprietary trading technology to move swiftly and capitalize on market opportunities.

GSR's experienced team brings together decades of institutional trading expertise, while our industry-leading proprietary technology stack anchors everything we do.

Our main service areas are: market making; proprietary and algorithmic trading; client execution; structured products; risk management solutions; and portfolio investments.

For more information or if we can help with anything, please see gsr.io or contact us at gsr@gsr.io.

Follow GSR for more content: [Twitter](#) [Telegram](#) [LinkedIn](#)

Authors

Matt Kunke, Research Analyst [Twitter](#) [Telegram](#) [LinkedIn](#)
Brian Rudick, Senior Strategist [Twitter](#) [Telegram](#) [LinkedIn](#)

Required Disclosures

This material is provided by GSR (the "Firm") solely for informational purposes, is intended only for sophisticated, institutional investors and does not constitute an offer or commitment, a solicitation of an offer or commitment, or any advice or recommendation, to enter into or conclude any transaction (whether on the terms shown or otherwise), or to provide investment services in any state or country where such an offer or solicitation or provision would be illegal. The Firm is not and does not act as an advisor or fiduciary in providing this material. GSR is not authorised or regulated in the UK by the Financial Conduct Authority. The protections provided by the UK regulatory system will not be available to you. Specifically, information provided herein is intended for institutional persons only and is not suitable for retail persons in the United Kingdom, and no solicitation or recommendation is being made to you in regards to any products or services.

This material is not a research report, and not subject to any of the independence and disclosure standards applicable to research reports prepared pursuant to FINRA or CFTC research rules. This material is not independent of the Firm's proprietary interests, which may conflict with the interests of any counterparty of the Firm. The Firm trades instruments discussed in this material for its own account, may trade contrary to the views expressed in this material, and may have positions in other related instruments.

Information contained herein is based on sources considered to be reliable, but is not guaranteed to be accurate or complete. Any opinions or estimates expressed herein reflect a judgment made by the author(s) as of the date of publication, and are subject to change without notice. Trading and investing in digital assets involves significant risks including price volatility and illiquidity and may not be suitable for all investors. The Firm is not liable whatsoever for any direct or consequential loss arising from the use of this material. Copyright of this material belongs to GSR. Neither this material nor any copy thereof may be taken, reproduced or redistributed, directly or indirectly, without prior written permission of GSR

Notes & Sources

All options data is based on Deribit and derivatives graphics are from Laevidas. Market returns are based on price returns for the following ETFs: VOO, QQQ, EWU, EWG, EWJ, and EWH. Onchain volumes are not considered and thus certain token volumes may be understated (e.g., stETH).

CoinGecko	Santiment	DefiLlama	CoinMarketCap	Laevidas
L2Beat	Google Finance	TradingView	Deribit	WorldCoinIndex
Cryptorank	Investing.com	NFT Price Floor	CryptoSlate	