

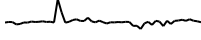









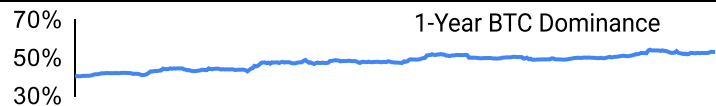
## Crypto Leaderboard

Rank	Name	Ticker	Price	24h	7d	30d	24h Vol \$m	MC \$m	1-Year Chart
1	Bitcoin	BTC	\$38,325	2%	2%	8%	21,399	749,602	
2	Ethereum	ETH	\$2,080	3%	0%	13%	17,392	250,292	
3	Tether	USDT	\$1.00	0%	0%	0%	19,409	89,422	
4	BNB	BNB	\$228	0%	-2%	0%	494	35,112	
5	XRP Ledger	XRP	\$0.61	1%	-2%	0%	772	32,782	
6	Solana	SOL	\$60.3	0%	6%	46%	1,280	25,589	
7	USD Coin	USDC	\$1.00	0%	0%	0%	9,592	24,556	
8	Lido stETH	STETH	\$2,080	3%	0%	13%	24	19,301	
9	Cardano	ADA	\$0.38	2%	-2%	24%	250	13,305	
10	Dogecoin	DOGE	\$0.08	1%	6%	21%	857	11,804	

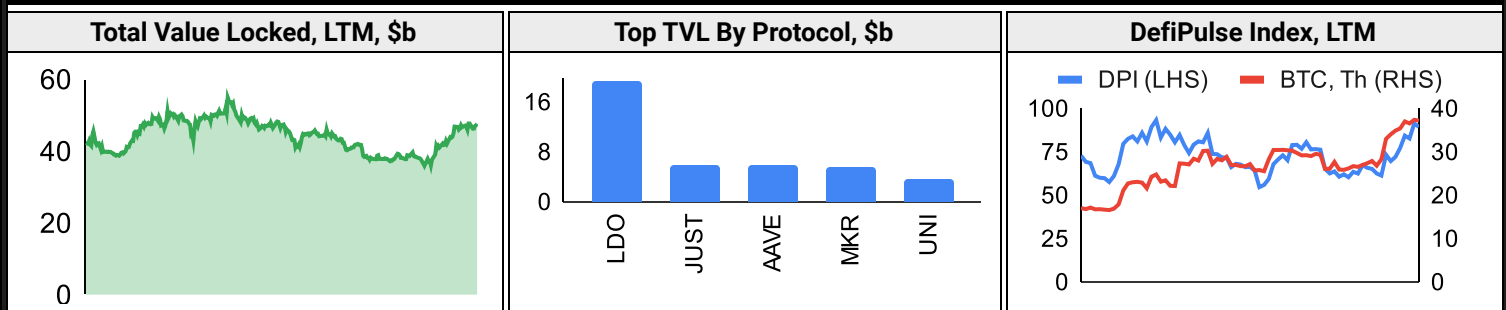
## Top & Bottom Performers - Top 100 Tokens

24h		7 Days		30 Days		90 Days		365 Days	
STX	63%	LUNC	63%	TIA	175%	RUNE	308%	KAS	1542%
TAO	14%	TIA	27%	KAS	162%	WEMIX	307%	INJ	988%
TIA	9%	WEMIX	26%	ILV	116%	KAS	284%	FET	753%
IMX	9%	IOTA	26%	RUNE	115%	SOL	210%	RNDR	644%
THETA	-2%	OP	-6%	XDC	-7%	DAI	0%	FLOW	-39%
RUNE	-3%	KLAY	-7%	BCH	-9%	BUSD	0%	CAKE	-41%
ETHDYDX	-3%	XRD	-7%	CFX	-10%	USDD	-1%	ALGO	-44%
KCS	-4%	BLUR	-22%	RLB	-25%	XDC	-19%	APE	-59%

## Category Performance

Category	7d	30d	90d	180d	365d	Ecosystem	7d	30d	90d	180d	365d
CEXs	-3%	49%	70%	49%	48%	Cosmos	9%	43%	86%	68%	206%
Lending	6%	42%	95%	67%	59%	Solana	-1%	29%	72%	48%	89%
DEX	0%	32%	86%	54%	58%	Avalanche	0%	21%	61%	33%	40%
IoT/Data/Comp.	7%	31%	79%	37%	34%	Polkadot	4%	20%	52%	12%	17%
Scaling	2%	25%	45%	-6%	13%	BSC	2%	19%	59%	8%	65%
Gaming/Entertai	3%	24%	53%	12%	-4%	Ethereum	-1%	19%	57%	30%	55%
Other DeFi	2%	20%	61%	28%	130%	Polygon	2%	13%	57%	9%	47%
Smart Contract	1%	16%	54%	14%	34%	Tron	-1%	-9%	34%	16%	47%
Privacy	1%	6%	25%	-6%	-23%						
Meme	1%	2%	28%	-8%	29%						
Currency	1%	1%	25%	23%	38%						

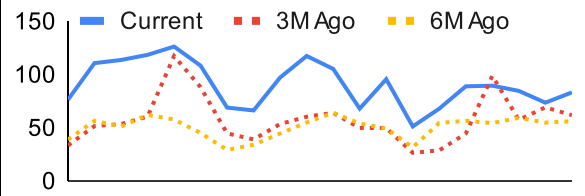
## DeFi



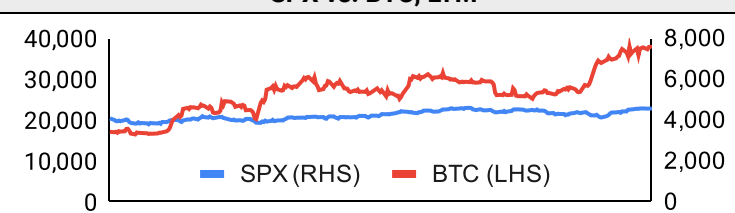
## Trading Volume

Aggregate Volumes by Product, \$b					Top Derivatives Exchanges, \$m and bps					Top Spot Exchanges, \$m		
Product	1d	7d	30d	O/I	Exchange	1d Vol	O/I	Mkr	Tkr	Exchange	Score	1d Vol
Spot	23	174	866	n/a	Binance	31,838	11,425	2.0	4.0	Binance	9.9	8,671
Perpetuals	80	798	5,570	95	OKX	14,186	4,552	2.0	5.0	Coinbase	8.5	1,428
Futures	0	2	11	1	Bybit	10,228	6,771	2.0	5.5	Kraken	8.2	731
Options	3	8	43	n/a	KuCoin	1,125	1,508	2.0	6.0	Bybit	7.6	2,040

Daily Spot Volume, Top 100 Tokens Last 20d, \$b		Top Volume, 1d, \$m		Top Volume, %20d Avg		Low Volume, %20d Avg	
		USDT	33,491	ALGO	232%	EGLD	45%
		BTC	20,949	WEMIX	230%	KAS	45%
		ETH	9,995	IOTA	219%	CFX	46%
		USDC	4,731	DAI	185%	XEC	47%
		FDUSD	2,140	STETH	169%	RETH	49%

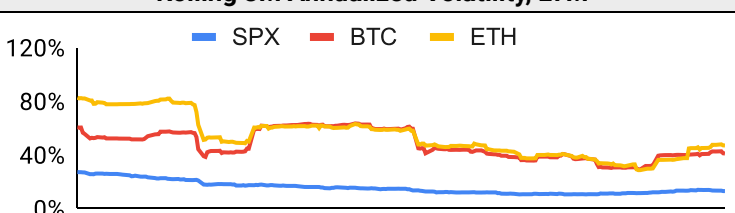
## Traditional Finance

Global Equity Markets							SPX vs. BTC, LTM	
	US	USGrwth	UK	Germany	Japan	HK		
1D	0%	0%	0%	0%	0%	-1%		
7D	0%	0%	1%	2%	0%	-5%		
90D	2%	3%	1%	3%	1%	-9%		
365D	14%	33%	6%	15%	13%	-14%		

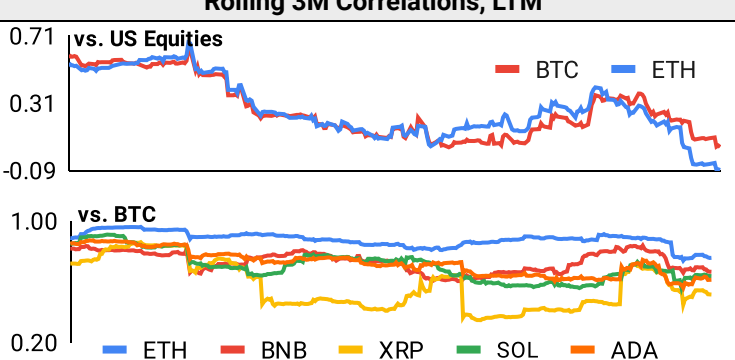
  

10-Year Treasury Yields							Commodities & FX					
	US	Brazil	UK	Germany	Japan	HK	Last	WTI	Gas	Gold	USD/EUR	USD/JPY
Last	4.34%	10.89%	4.24%	2.44%	0.71%	3.77%	Last	75.9	2.76	2,038	0.92	148.2
1d Chg	0.00	0.01	0.06	-0.01	0.00	-0.06	1d % Chg	-0.1%	-1.5%	0.0%	0.2%	0.0%

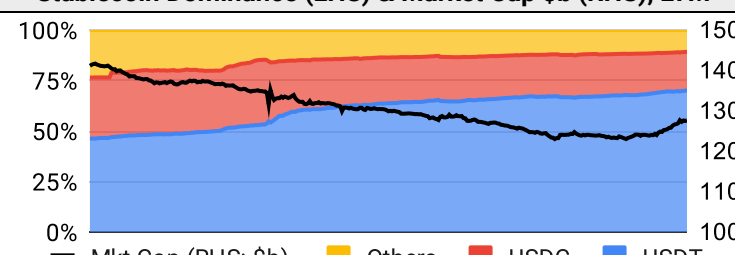
## Volatility

Annualized Volatility							Rolling 3M Annualized Volatility, LTM			
	BTC	ETH	BNB	XRP	SOL	ADA				
30D	42%	61%	56%	63%	138%	62%				
90D	38%	44%	38%	47%	101%	45%				
180D	39%	42%	42%	117%	93%	62%				
365D	43%	46%	44%	93%	96%	61%				

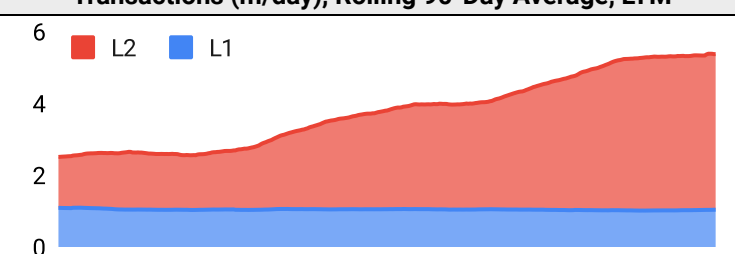
## Correlations

Intra-Crypto Correlations, LTM							Rolling 3M Correlations, LTM				
	BTC	ETH	BNB	XRP	SOL	ADA					
BTC											
ETH	0.85										
BNB	0.69	0.70									
XRP	0.40	0.48	0.39								
SOL	0.65	0.64	0.56	0.39							
ADA	0.67	0.73	0.68	0.67	0.66						

## Stablecoins

Stablecoin Market Size and Volume, \$m					Stablecoin Dominance (LHS) & Market Cap \$b (RHS), LTM	
Ticker	Price	1d Vol	20d Avg Vol	Market Cap		
USDT	1.00	33,491	38,310	89,354		
USDC	1.00	4,731	4,827	24,568		
DAI	1.00	496	268	5,344		
TUSD	1.00	173	201	2,953		
BUSD	1.00	309	430	1,660		
USDD	0.98	42	38	714		
						Mkt Cap (RHS: \$b)    Others    USDC    USDT

## Ethereum Mainnet & Layer 2s

Mainnet & Layer 2 Transactions (m/day) and L2 TVL (\$m)					Transactions (m/day), Rolling 90-Day Average, LTM	
Network	1d	30d Avg	TVL	Tech Type		
Ethereum	1.1	1.1	-	Mainnet		
Arbitrum One	0.5	0.8	7,470	ORU		
zkSync Era	0.6	0.6	510	ZKR		
Starknet	0.5	0.4	170	ZKR		
dYdX v3	0.2	0.4	337	App-specific ZKR		
OP Mainnet	0.3	0.3	3,720	ORU		
Linea	0.3	0.3	147	ZKR		
Base	0.2	0.2	595	ORU		
Immutable X	0.4	0.2	189	App-specific Validium		
Mantle	0.2	0.2	224	Optimium		

Layer 2 Token Performance & Market Cap (\$m)					
	MATIC	IMX	MNT	OP	ARB
30d Return	23%	110%	44%	23%	8%
Market Cap	7,300	1,750	1,710	1,490	1,320

## NFTs and DAOs

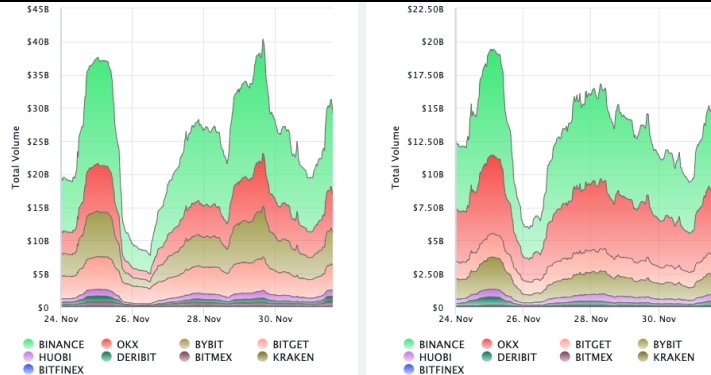
NFT Collection Stats (in ETH)						DAO Treasury Amount (\$m) and Composition					
Collection	Floor	Listings	3M Ret.	3M Vol	Market Cap	DAO	Treasury	Stables	BTC/ETH	Own Tokens	Other
CryptoPunks	56.9	953	18%	33,222	568,500	Arbitrum	3,670	0%	0%	100%	0%
Bored Ape	28.9	529	8%	158,748	289,000	Uniswap	2,508	0%	0%	100%	0%
Autoglyphs	225.0	4	13%	150	115,200	Mantle	2,275	8%	20%	71%	0%
Mutant Ape	5.6	839	8%	75,582	108,590	Optimism	1,493	0%	0%	100%	0%
Squiggle	9.0	208	-6%	2,798	89,946	Ethereum	658	0%	100%	0%	0%
Pudgy Penguins	7.7	398	91%	26,979	68,260	ENS	623	3%	1%	97%	0%
Azuki	5.9	491	44%	27,163	59,090	Golem	365	0%	95%	5%	0%
Fidenza	58.3	47	5%	1,072	58,242	Lido	345	1%	23%	76%	0%
The Captainz	4.1	183	4%	18,749	41,486	Volta Club	314	35%	0%	1%	64%
The Sandbox	0.2	421	-25%	527	37,128	Gnosis	273	1%	34%	56%	9%

## Crypto News

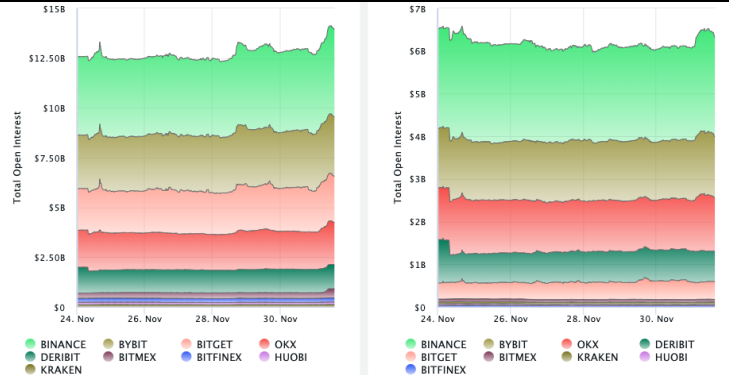
[A Suspicious 'Munger' Coin Soars Then Crashes After Billionaire Charlie Munger's Death - CoinDesk](#)  
[Bitcoin Miner AntPool to Refund Record \\$3M BTC Transaction Fee - CoinDesk](#)  
[Hut8 Mining operates as US-domiciled entity following USBTC merger - Cointelegraph](#)  
[Tiger Global marks down stakes in BAYC and OpenSea: Report - Cointelegraph](#)  
[OPNX token spikes 50% after Su Zhu unexpectedly posts a 'gm' on Twitter - Cointelegraph](#)  
[Swiss crypto bank Seba rebrands to Amina amid global expansion - Cointelegraph](#)  
[Coinbase tracks 6% rise in info requests from law, government agencies - Cointelegraph](#)  
[Another \\$18.9M Hong Kong exchange scandal, HTX 'sorry' airdrop: Asia Express - Cointelegraph](#)  
[Australian tax data shows a growing desire to hold crypto for DIY retirement - Cointelegraph](#)

## Crypto Futures

### Futures Volume (BTC LHS ; ETH RHS), 1d



### Futures Open Interest (BTC LHS ; ETH RHS)



### Volume Weighted Funding Rate (BTC LHS ; ETH RHS), 1d

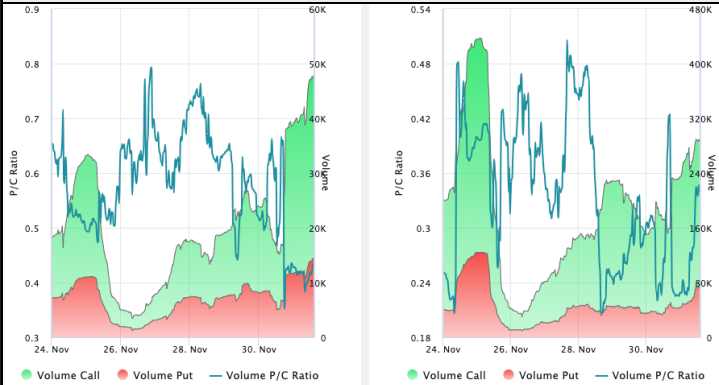


### Liquidations (BTC LHS ; ETH RHS), 1d

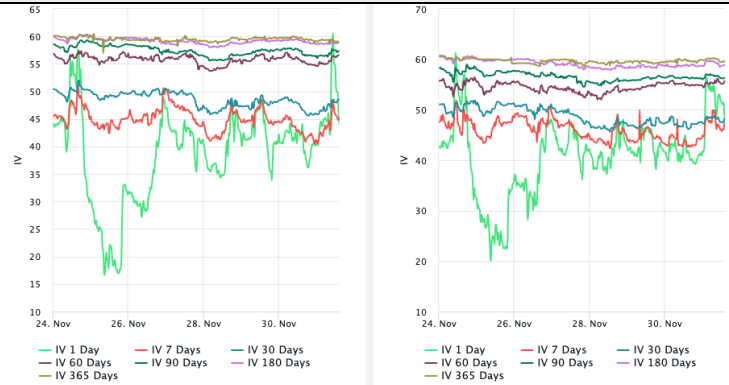


## Crypto Options

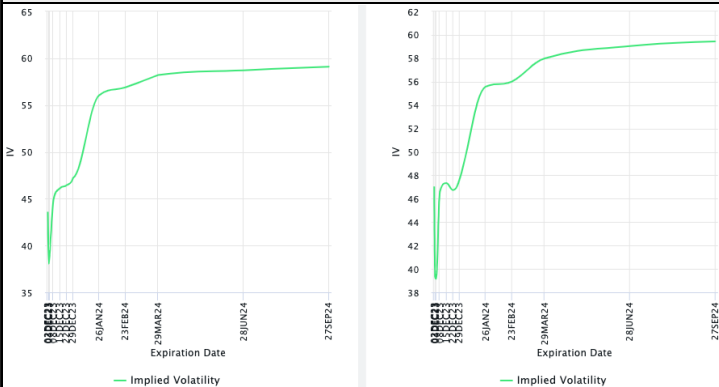
### Options Volume & Put/Call Ratio (BTC LHS ; ETH RHS), 1d



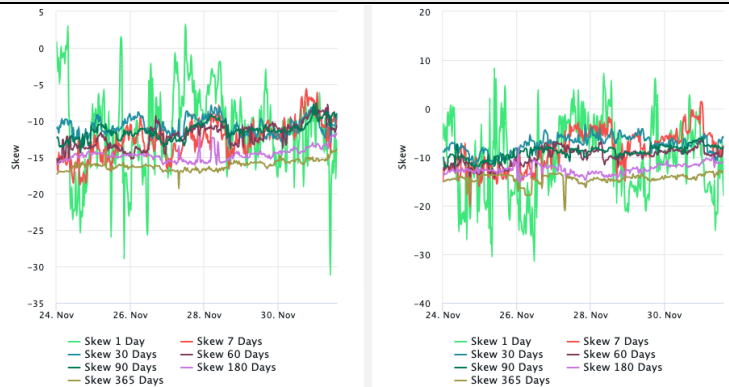
### ATM Implied Volatility (BTC LHS ; ETH RHS)



### ATM Implied Vol Term Structure (BTC LHS ; ETH RHS)



### 25 Delta Skew (BTC LHS ; ETH RHS)



### About GSR

GSR is a global leader in digital asset trading, market making, OTC derivatives, and investments. We operate in a culture of excellence and leverage our first-rate reputation, deep relationships and proprietary trading technology to move swiftly and capitalize on market opportunities.

GSR's experienced team brings together decades of institutional trading expertise, while our industry-leading proprietary technology stack anchors everything we do.

Our main service areas are: market making; proprietary and algorithmic trading; client execution; structured products; risk management solutions; and portfolio investments.

For more information or if we can help with anything, please see [gsr.io](https://gsr.io) or contact us at [gsr@gsr.io](mailto:gsr@gsr.io).

Follow GSR for more content: [Twitter](#) [Telegram](#) [LinkedIn](#)

### Authors

Matt Kunke, Research Analyst [Twitter](#) [Telegram](#) [LinkedIn](#)  
Brian Rudick, Senior Strategist [Twitter](#) [Telegram](#) [LinkedIn](#)

### Required Disclosures

This material is provided by GSR (the "Firm") solely for informational purposes, is intended only for sophisticated, institutional investors and does not constitute an offer or commitment, a solicitation of an offer or commitment, or any advice or recommendation, to enter into or conclude any transaction (whether on the terms shown or otherwise), or to provide investment services in any state or country where such an offer or solicitation or provision would be illegal. The Firm is not and does not act as an advisor or fiduciary in providing this material. GSR is not authorised or regulated in the UK by the Financial Conduct Authority. The protections provided by the UK regulatory system will not be available to you. Specifically, information provided herein is intended for institutional persons only and is not suitable for retail persons in the United Kingdom, and no solicitation or recommendation is being made to you in regards to any products or services.

This material is not a research report, and not subject to any of the independence and disclosure standards applicable to research reports prepared pursuant to FINRA or CFTC research rules. This material is not independent of the Firm's proprietary interests, which may conflict with the interests of any counterparty of the Firm. The Firm trades instruments discussed in this material for its own account, may trade contrary to the views expressed in this material, and may have positions in other related instruments.

Information contained herein is based on sources considered to be reliable, but is not guaranteed to be accurate or complete. Any opinions or estimates expressed herein reflect a judgment made by the author(s) as of the date of publication, and are subject to change without notice. Trading and investing in digital assets involves significant risks including price volatility and illiquidity and may not be suitable for all investors. The Firm is not liable whatsoever for any direct or consequential loss arising from the use of this material. Copyright of this material belongs to GSR. Neither this material nor any copy thereof may be taken, reproduced or redistributed, directly or indirectly, without prior written permission of GSR

### Notes & Sources

All options data is based on Deribit and derivatives graphics are from Laevidas. Market returns are based on price returns for the following ETFs: VOO, QQQ, EWU, EWG, EWJ, and EWH. Onchain volumes are not considered and thus certain token volumes may be understated (e.g., stETH).

CoinGecko	Santiment	DefiLlama	CoinMarketCap	Laevidas
L2Beat	Google Finance	TradingView	Deribit	WorldCoinIndex
Cryptorank	Investing.com	NFT Price Floor	CryptoSlate	