











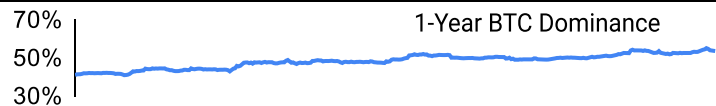
Crypto Leaderboard

Rank	Name	Ticker	Price	24h	7d	30d	24h Vol \$m	MC \$m	1-Year Chart
1	Bitcoin	BTC	\$41,943	-4%	0%	13%	30,136	821,505	
2	Ethereum	ETH	\$2,225	-5%	-1%	8%	22,394	267,610	
3	Tether	USDT	\$1.00	0%	0%	0%	54,789	90,775	
4	BNB	BNB	\$242	1%	4%	-3%	1,306	37,404	
5	XRP Ledger	XRP	\$0.62	-6%	-1%	-7%	1,759	33,416	
6	Solana	SOL	\$67.6	-8%	10%	20%	3,169	28,759	
7	USD Coin	USDC	\$1.00	0%	0%	0%	13,044	24,384	
8	Lido stETH	STETH	\$2,226	-5%	0%	9%	44	20,535	
9	Cardano	ADA	\$0.54	-9%	33%	41%	1,234	18,963	
10	Dogecoin	DOGE	\$0.10	-5%	4%	22%	2,161	13,588	

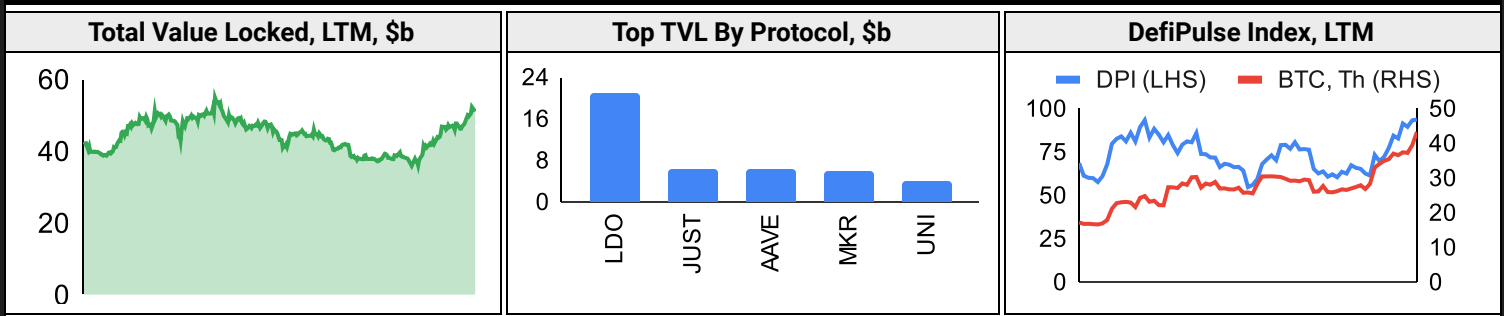
Top & Bottom Performers - Top 100 Tokens

24h		7 Days		30 Days		90 Days		365 Days	
INJ	21%	BTT	179%	BONK	440%	BONK	5485%	KAS	1654%
IMX	11%	BONK	86%	BTT	188%	TAO	532%	INJ	1308%
SNX	8%	HNT	60%	TIA	145%	WEMIX	525%	RNDR	675%
OP	7%	AVAX	56%	HNT	120%	IMX	317%	WEMIX	673%
APE	-9%	IOTA	-19%	CRO	-8%	USDC	0%	EOS	-23%
RUNE	-9%	CFX	-21%	NEO	-8%	TUSD	0%	CAKE	-38%
ORDI	-11%	STX	-23%	LINK	-10%	USDD	-1%	CHZ	-42%
STX	-14%	LUNC	-32%	XDC	-12%	XDC	-9%	APE	-62%

Category Performance

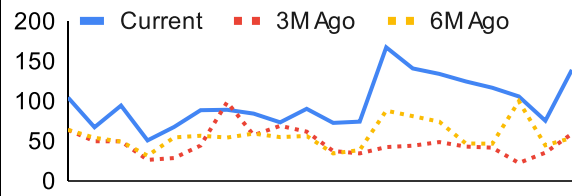
Category	7d	30d	90d	180d	365d	Ecosystem	7d	30d	90d	180d	365d
IoT/Data/Comp.	17%	35%	109%	104%	58%	Cosmos	-1%	17%	100%	132%	208%
Scaling	5%	21%	70%	43%	36%	Solana	8%	15%	105%	120%	130%
Gaming/Entertai	7%	20%	108%	109%	23%	BSC	8%	12%	81%	64%	97%
DEX	9%	18%	119%	131%	81%	Avalanche	3%	12%	77%	81%	52%
Smart Contract	8%	16%	86%	76%	55%	Ethereum	-2%	8%	69%	71%	62%
Meme	6%	15%	64%	41%	59%	Polkadot	2%	8%	66%	56%	24%
CEXs	6%	13%	90%	94%	59%	Polygon	1%	4%	71%	56%	65%
Other DeFi	-2%	10%	79%	80%	168%	Tron	6%	1%	41%	49%	54%
Lending	-4%	5%	74%	96%	61%						
Currency	0%	4%	36%	55%	49%						
Privacy	2%	1%	35%	25%	-20%						

DeFi

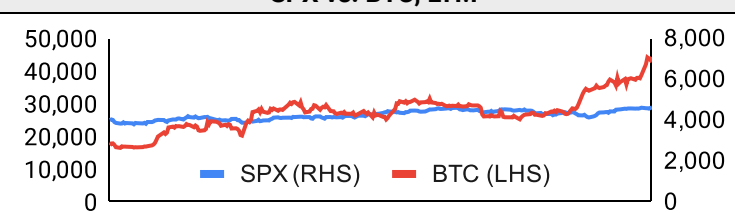


Trading Volume

Aggregate Volumes by Product, \$b					Top Derivatives Exchanges, \$m and bps					Top Spot Exchanges, \$m		
Product	1d	7d	30d	O/I	Exchange	1d Vol	O/I	Mkr	Tkr	Exchange	Score	1d Vol
Spot	44	273	989	n/a	Binance	64,586	11,519	2.0	4.0	Binance	9.9	17,020
Perpetuals	454	2,720	6,090	173	Bybit	22,032	7,066	2.0	5.5	Coinbase	8.5	2,483
Futures	1	4	13	1	OKX	28,509	4,403	2.0	5.0	Kraken	8.1	1,092
Options	2	12	46	n/a	KuCoin	2,783	1,577	2.0	6.0	KuCoin	7.7	1,270

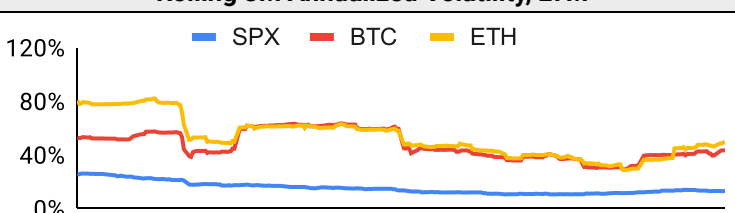
Daily Spot Volume, Top 100 Tokens Last 20d, \$b				Top Volume, 1d, \$m		Top Volume, %20d Avg		Low Volume, %20d Avg	
				USDT	59,032	XEC	388%	IOTA	30%
				BTC	29,476	BTT	359%	TAO	59%
				ETH	13,826	AVAX	342%	STX	60%
				USDC	6,715	INJ	334%	BGB	73%
				FDUSD	3,171	EGLD	334%	AXS	83%

Traditional Finance

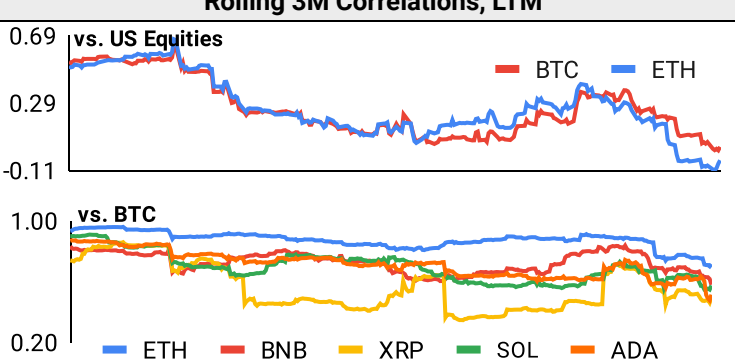
Global Equity Markets							SPX vs. BTC, LTM	
	US	USGrwth	UK	Germany	Japan	HK		
1D	0%	0%	0%	0%	-1%	0%		
7D	0%	1%	-1%	1%	-1%	-2%		
90D	4%	5%	3%	7%	2%	-7%		
365D	18%	39%	7%	18%	15%	-19%		

10-Year Treasury Yields							Commodities & FX					
	US	Brazil	UK	Germany	Japan	HK		WTI	Gas	Gold	USD/EUR	USD/JPY
Last	4.27%	10.94%	4.09%	2.26%	0.78%	3.65%	Last	71.2	2.32	2,003	0.93	146.2
1d Chg	0.02	0.00	0.05	-0.01	0.00	-0.06	1d % Chg	-0.1%	-10.1%	-0.6%	0.1%	0.9%

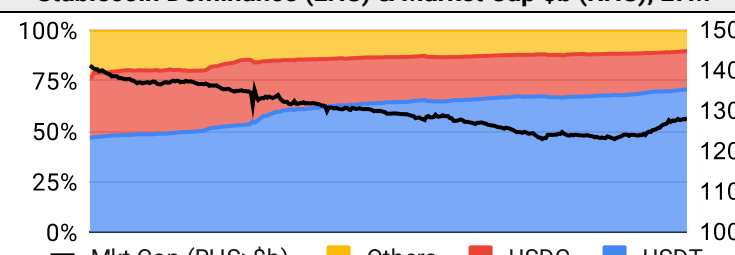
Volatility

Annualized Volatility							Rolling 3M Annualized Volatility, LTM			
	BTC	ETH	BNB	XRP	SOL	ADA				
30D	51%	53%	53%	55%	124%	95%				
90D	41%	47%	38%	49%	105%	64%				
180D	39%	42%	36%	116%	92%	66%				
365D	43%	47%	44%	94%	98%	66%				

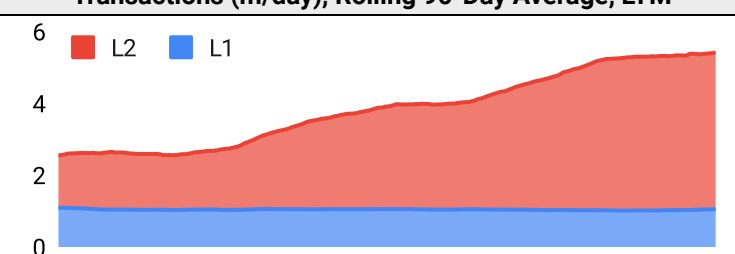
Correlations

Intra-Crypto Correlations, LTM							Rolling 3M Correlations, LTM				
	BTC	ETH	BNB	XRP	SOL	ADA					
BTC											
ETH	0.84										
BNB	0.68	0.69									
XRP	0.40	0.48	0.39								
SOL	0.63	0.64	0.55	0.40							
ADA	0.65	0.70	0.65	0.64	0.65						

Stablecoins

Stablecoin Market Size and Volume, \$m					Stablecoin Dominance (LHS) & Market Cap \$b (RHS), LTM	
Ticker	Price	1d Vol	20d Avg Vol	Market Cap		
USDT	1.00	59,032	41,765	90,589		
USDC	1.00	6,715	4,941	24,433		
DAI	1.00	290	314	5,348		
TUSD	1.00	287	214	2,620		
BUSD	1.00	437	364	1,501		
USDD	0.99	47	45	716		
						Mkt Cap (RHS: \$b) Others USDC USDT

Ethereum Mainnet & Layer 2s

Mainnet & Layer 2 Transactions (m/day) and L2 TVL (\$m)					Transactions (m/day), Rolling 90-Day Average, LTM	
Network	1d	30d Avg	TVL	Tech Type		
Ethereum	1.1	1.1	-	Mainnet		
zkSync Era	1.4	0.7	565	ZKR		
Arbitrum One	0.6	0.7	8,180	ORU		
Linea	1.3	0.5	157	ZKR		
Starknet	0.3	0.4	138	ZKR		
dYdX v3	0.3	0.4	361	App-specific ZKR		
OP Mainnet	0.3	0.3	4,690	ORU		
Base	0.3	0.2	615	ORU		
Immutable X	0.2	0.2	266	App-specific Validium		
Mantle	0.2	0.2	239	Optimium		

Layer 2 Token Performance & Market Cap (\$m)					
	MATIC	IMX	OP	MNT	ARB
30d Return	3%	87%	36%	31%	-6%
Market Cap	7,880	2,610	2,130	1,840	1,400

NFTs and DAOs

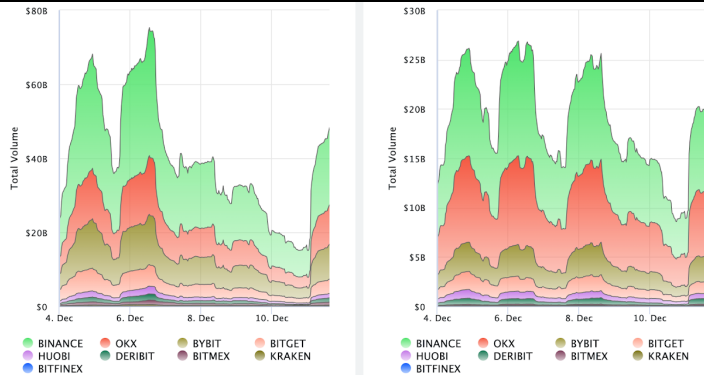
NFT Collection Stats (in ETH)						DAO Treasury Amount (\$m) and Composition					
Collection	Floor	Listings	3M Ret.	3M Vol	Market Cap	DAO	Treasury	Stables	BTC/ETH	Own Tokens	Other
CryptoPunks	55.0	965	18%	33,592	549,900	Arbitrum	3,908	0%	0%	100%	0%
Bored Ape	29.3	389	16%	175,815	293,380	Uniswap	2,590	0%	0%	100%	0%
Mutant Ape	5.7	847	12%	75,151	110,844	Mantle	2,344	8%	16%	75%	1%
Pudgy Penguins	11.2	584	191%	48,035	99,537	Optimism	2,061	0%	0%	100%	0%
Squiggle	9.5	215	-7%	2,775	94,443	Cardano	786	0%	0%	100%	0%
Autoglyphs	175.0	5	-12%	265	89,600	Ethereum	706	0%	100%	0%	0%
Fidenza	66.7	49	8%	1,337	66,593	ENS	646	3%	1%	96%	0%
Azuki	6.4	610	72%	30,511	64,300	Golem	390	0%	96%	4%	0%
The Captainz	5.0	194	42%	20,274	49,795	Gnosis	375	9%	26%	48%	17%
The Sandbox	0.3	462	2%	563	47,071	Lido	346	1%	25%	74%	0%

Crypto News

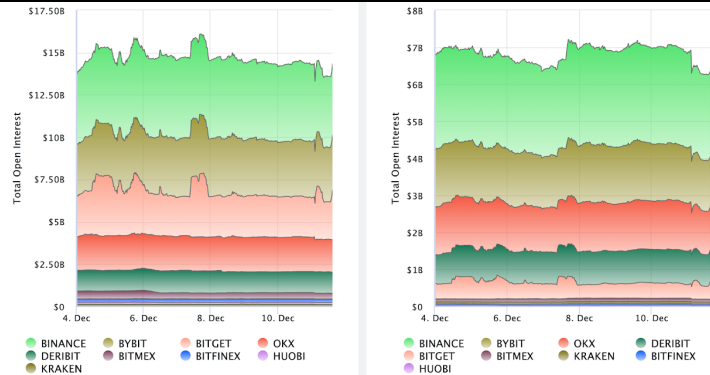
- [Jito's Token Launch Pushed Competitor Marinade's MNDE to All-Time Highs - CoinDesk](#)
- [Chainlink Staking Program Quickly Pulls in \\$600M, Hitting Limit; LINK Jumps 12% - CoinDesk](#)
- [Starknet Foundation to Allocate 1.8B STRK Tokens 'Soon' - CoinDesk](#)
- [Crypto fund worth \\$500M eyes Animoca Brands and Chainalysis: Report - Cointelegraph](#)
- [\\$300M crypto long liquidations — 5 things to know in Bitcoin this week - Cointelegraph](#)
- [Crypto exchange HTX sees outflows top \\$258M following exploit - Cointelegraph](#)
- [Google policy update allows ads for US crypto trusts - Cointelegraph](#)
- [Solana memecoin Bonk flips Pepe following 370% monthly gain - Cointelegraph](#)
- [Bitcoin inscriptions added to US National Vulnerability Database - Cointelegraph](#)

Crypto Futures

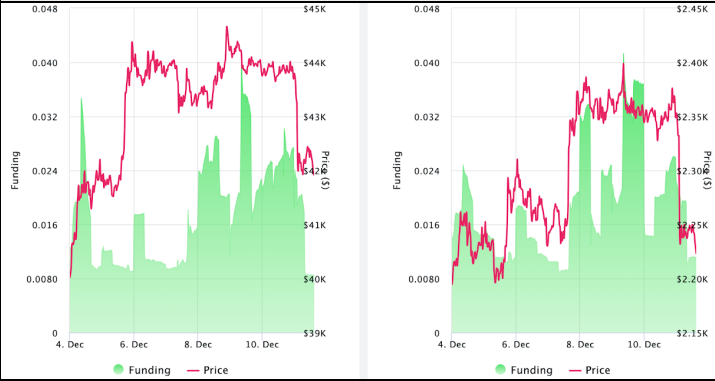
Futures Volume (BTC LHS ; ETH RHS), 1d



Futures Open Interest (BTC LHS ; ETH RHS)



Volume Weighted Funding Rate (BTC LHS ; ETH RHS), 1d

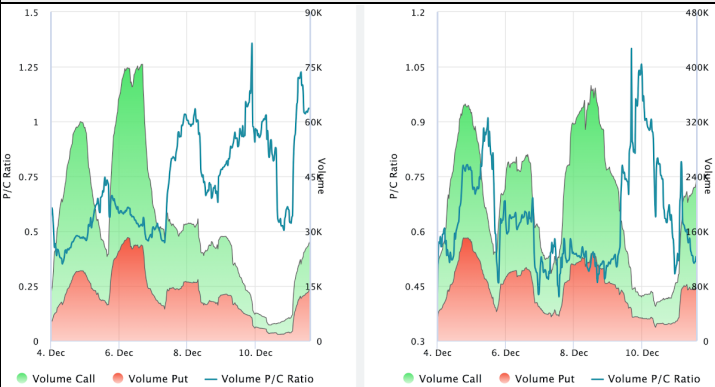


Liquidations (BTC LHS ; ETH RHS), 1d

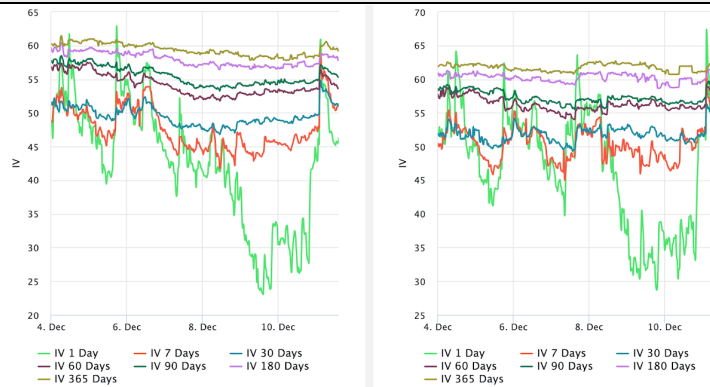


Crypto Options

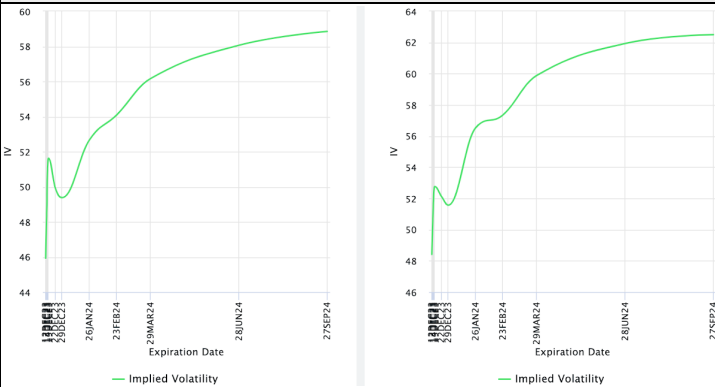
Options Volume & Put/Call Ratio (BTC LHS ; ETH RHS), 1d



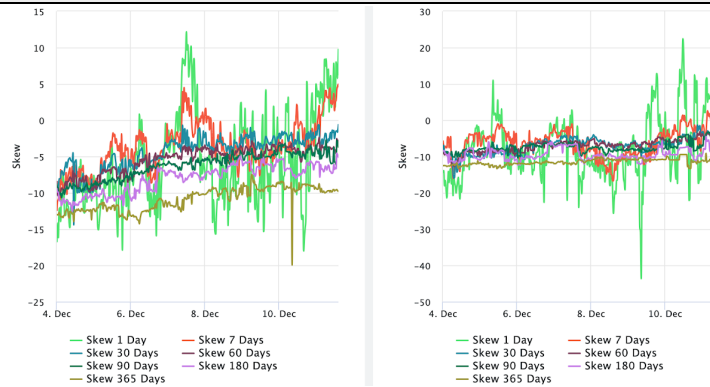
ATM Implied Volatility (BTC LHS ; ETH RHS)



ATM Implied Vol Term Structure (BTC LHS ; ETH RHS)



25 Delta Skew (BTC LHS ; ETH RHS)



About GSR

GSR has over a decade of extensive experience in the crypto market, serving as a trusted liquidity provider and active, multi-stage investor. Our suite of services includes OTC Trading, Derivatives, and Market Making. GSR is actively involved in every major sector of the digital asset ecosystem, working with token issuers, institutional investors, miners, and leading trading venues.

For more information or if we can help with anything, please see gsr.io or contact us at gsr@gsr.io.

Follow GSR for more content: [Twitter](#) [Telegram](#) [LinkedIn](#)

Authors

Matt Kunke, Research Analyst [Twitter](#) [Telegram](#) [LinkedIn](#)
Brian Rudick, Senior Strategist [Twitter](#) [Telegram](#) [LinkedIn](#)

Required Disclosures

This material is provided by GSR (the "Firm") solely for informational purposes, is intended only for sophisticated, institutional investors and does not constitute an offer or commitment, a solicitation of an offer or commitment, or any advice or recommendation, to enter into or conclude any transaction (whether on the terms shown or otherwise), or to provide investment services in any state or country where such an offer or solicitation or provision would be illegal. The Firm is not and does not act as an advisor or fiduciary in providing this material. GSR is not authorised or regulated in the UK by the Financial Conduct Authority. The protections provided by the UK regulatory system will not be available to you. Specifically, information provided herein is intended for institutional persons only and is not suitable for retail persons in the United Kingdom, and no solicitation or recommendation is being made to you in regards to any products or services.

This material is not a research report, and not subject to any of the independence and disclosure standards applicable to research reports prepared pursuant to FINRA or CFTC research rules. This material is not independent of the Firm's proprietary interests, which may conflict with the interests of any counterparty of the Firm. The Firm trades instruments discussed in this material for its own account, may trade contrary to the views expressed in this material, and may have positions in other related instruments.

Information contained herein is based on sources considered to be reliable, but is not guaranteed to be accurate or complete. Any opinions or estimates expressed herein reflect a judgment made by the author(s) as of the date of publication, and are subject to change without notice. Trading and investing in digital assets involves significant risks including price volatility and illiquidity and may not be suitable for all investors. The Firm is not liable whatsoever for any direct or consequential loss arising from the use of this material. Copyright of this material belongs to GSR. Neither this material nor any copy thereof may be taken, reproduced or redistributed, directly or indirectly, without prior written permission of GSR

Notes & Sources

All options data is based on Deribit and derivatives graphics are from Laevidas. Market returns are based on price returns for the following ETFs: VOO, QQQ, EWU, EWG, EWJ, and EWH. Onchain volumes are not considered and thus certain token volumes may be understated (e.g., stETH).

CoinGecko	Santiment	DefiLlama	CoinMarketCap	Laevidas
L2Beat	Google Finance	TradingView	Deribit	WorldCoinIndex
Cryptorank	Investing.com	NFT Price Floor	CryptoSlate	