











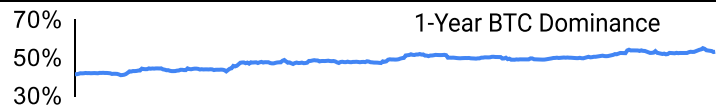
Crypto Leaderboard

| Rank | Name | Ticker | Price | 24h | 7d | 30d | 24h Vol \$m | MC \$m | 1-Year Chart |
|------|------------|--------|----------|-----|-----|------|-------------|---------|---|
| 1 | Bitcoin | BTC | \$41,351 | -1% | -6% | 13% | 23,050 | 809,183 |  |
| 2 | Ethereum | ETH | \$2,185 | -1% | -2% | 6% | 12,552 | 262,670 |  |
| 3 | Tether | USDT | \$1.00 | 0% | 0% | 0% | 43,110 | 90,659 |  |
| 4 | BNB | BNB | \$250 | -1% | 9% | 3% | 1,642 | 38,436 |  |
| 5 | XRP Ledger | XRP | \$0.61 | -2% | -5% | -9% | 1,375 | 32,870 |  |
| 6 | Solana | SOL | \$66.8 | -4% | 8% | 29% | 2,342 | 28,451 |  |
| 7 | USD Coin | USDC | \$1.00 | 0% | 0% | 0% | 6,604 | 24,096 |  |
| 8 | Cardano | ADA | \$0.61 | 3% | 38% | 70% | 1,228 | 21,388 |  |
| 9 | Lido stETH | STETH | \$2,184 | -1% | -2% | 7% | 53 | 20,141 |  |
| 10 | Avalanche | AVAX | \$38.1 | -3% | 45% | 135% | 2,290 | 13,963 |  |

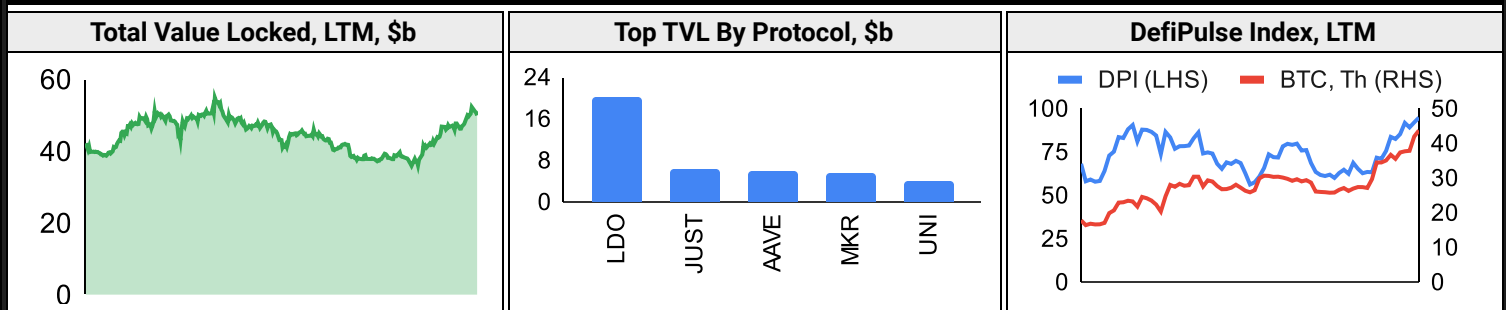
Top & Bottom Performers - Top 100 Tokens

| 24h | | 7 Days | | 30 Days | | 90 Days | | 365 Days | |
|------|------|--------|------|---------|------|---------|-------|----------|-------|
| BEAM | 16% | INJ | 53% | BONK | 455% | BONK | 4637% | KAS | 1835% |
| FET | 12% | IMX | 46% | TIA | 172% | WEMIX | 555% | INJ | 1476% |
| HBAR | 5% | BTT | 45% | BTT | 161% | TAO | 498% | WEMIX | 754% |
| RNDR | 4% | AVAX | 45% | HNT | 144% | AVAX | 306% | RNDR | 702% |
| NEAR | -9% | STX | -10% | TON | -10% | DAI | 0% | EOS | -24% |
| ORDI | -10% | RUNE | -12% | XDC | -10% | USDT | 0% | CAKE | -36% |
| TAO | -12% | KAS | -13% | LEO | -10% | USDD | -1% | CHZ | -42% |
| BONK | -20% | LUNC | -22% | BGB | -14% | XDC | -10% | APE | -60% |

Category Performance

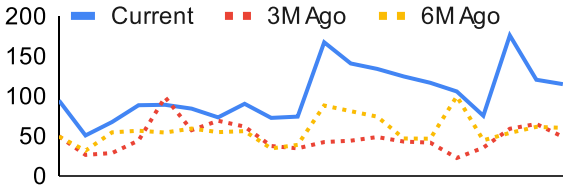
| Category | 7d | 30d | 90d | 180d | 365d | Ecosystem | 7d | 30d | 90d | 180d | 365d |
|-----------------|-----|-----|------|------|------|--|-----|-----|------|------|------|
| IoT/Data/Comp. | 5% | 40% | 106% | 107% | 59% | Cosmos | 8% | 30% | 109% | 131% | 253% |
| CEXs | 11% | 24% | 99% | 89% | 68% | Solana | 3% | 20% | 94% | 100% | 133% |
| Gaming/Entertai | 4% | 23% | 109% | 121% | 32% | BSC | 3% | 19% | 78% | 61% | 109% |
| Smart Contract | 7% | 21% | 83% | 73% | 54% | Avalanche | 1% | 15% | 70% | 75% | 50% |
| Scaling | 6% | 18% | 64% | 38% | 29% | Polkadot | 0% | 10% | 59% | 48% | 21% |
| DEX | 5% | 17% | 101% | 109% | 71% | Polygon | 1% | 8% | 66% | 52% | 70% |
| Meme | -1% | 16% | 59% | 34% | 55% | Ethereum | -2% | 6% | 58% | 58% | 53% |
| Other DeFi | 4% | 12% | 73% | 73% | 178% | Tron | -3% | 1% | 33% | 45% | 52% |
| Currency | 5% | 11% | 40% | 58% | 50% |  | | | | | |
| Lending | -2% | 7% | 72% | 94% | 64% | | | | | | |
| Privacy | -1% | 3% | 30% | 23% | -21% | | | | | | |

DeFi

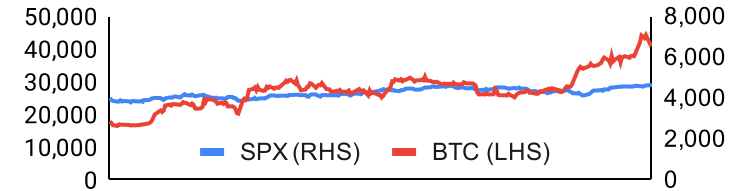


Trading Volume

| Aggregate Volumes by Product, \$b | | | | | Top Derivatives Exchanges, \$m and bps | | | | | Top Spot Exchanges, \$m | | |
|-----------------------------------|-----|-------|-------|-----|--|--------|--------|-----|-----|-------------------------|-------|--------|
| Product | 1d | 7d | 30d | O/I | Exchange | 1d Vol | O/I | Mkr | Tkr | Exchange | Score | 1d Vol |
| Spot | 36 | 271 | 970 | n/a | Binance | 53,332 | 11,455 | 2.0 | 4.0 | Binance | 9.9 | 14,043 |
| Perpetuals | 225 | 2,360 | 6,240 | 248 | Bybit | 17,343 | 7,018 | 2.0 | 5.5 | Coinbase | 8.5 | 2,228 |
| Futures | 0 | 3 | 13 | 1 | OKX | 21,840 | 4,351 | 2.0 | 5.0 | Kraken | 8.2 | 935 |
| Options | 1 | 10 | 46 | n/a | KuCoin | 1,713 | 1,597 | 2.0 | 6.0 | KuCoin | 7.7 | 1,001 |

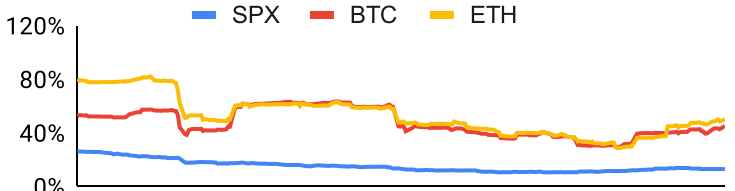
| Daily Spot Volume, Top 100 Tokens Last 20d, \$b | | | | Top Volume, 1d, \$m | | Top Volume, %20d Avg | | Low Volume, %20d Avg | |
|--|--|--|--|---------------------|--------|----------------------|------|----------------------|-----|
|  | | | | USDT | 48,740 | WEMIX | 424% | MNT | 18% |
| | | | | BTC | 23,243 | OSMO | 315% | LUNC | 39% |
| | | | | ETH | 11,971 | FET | 271% | IOTA | 40% |
| | | | | USDC | 6,260 | APT | 237% | XEC | 52% |
| | | | | FDUSD | 3,264 | ATOM | 236% | BUSD | 55% |

Traditional Finance

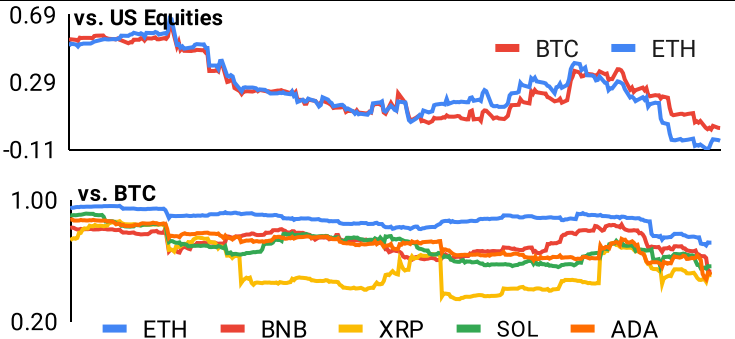
| Global Equity Markets | | | | | | | SPX vs. BTC, LTM | | | | |
|-----------------------|-----|---------|----|---------|-------|------|---|--|--|--|--|
| | US | USGrwth | UK | Germany | Japan | HK |  | | | | |
| 1D | 0% | 1% | 0% | 0% | 0% | 0% | | | | | |
| 7D | 2% | 3% | 1% | 1% | 2% | 1% | | | | | |
| 90D | 4% | 7% | 2% | 7% | 1% | -7% | | | | | |
| 365D | 18% | 41% | 7% | 18% | 15% | -20% | | | | | |

| 10-Year Treasury Yields | | | | | | | Commodities & FX | | | | | |
|-------------------------|-------|--------|-------|---------|-------|-------|------------------|------|-------|-------|---------|---------|
| | US | Brazil | UK | Germany | Japan | HK | Last | WTI | Gas | Gold | USD/EUR | USD/JPY |
| Last | 4.17% | 10.90% | 3.89% | 2.17% | 0.69% | 3.61% | Last | 68.9 | 2.30 | 1,999 | 0.93 | 145.3 |
| 1d Chg | -0.04 | -0.01 | -0.08 | -0.06 | 0.00 | -0.06 | 1d % Chg | 0.4% | -0.6% | 0.3% | 0.1% | -0.1% |

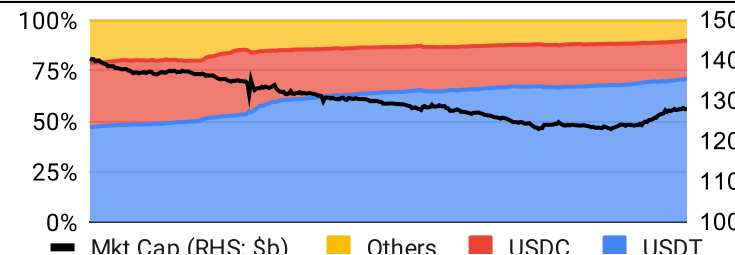
Volatility

| Annualized Volatility | | | | | | | Rolling 3M Annualized Volatility, LTM | | | | |
|-----------------------|-----|-----|-----|------|------|-----|--|--|--|--|--|
| | BTC | ETH | BNB | XRP | SOL | ADA |  | | | | |
| 30D | 53% | 54% | 54% | 55% | 118% | 90% | | | | | |
| 90D | 42% | 47% | 39% | 49% | 105% | 64% | | | | | |
| 180D | 39% | 42% | 37% | 116% | 92% | 66% | | | | | |
| 365D | 43% | 47% | 44% | 94% | 97% | 66% | | | | | |

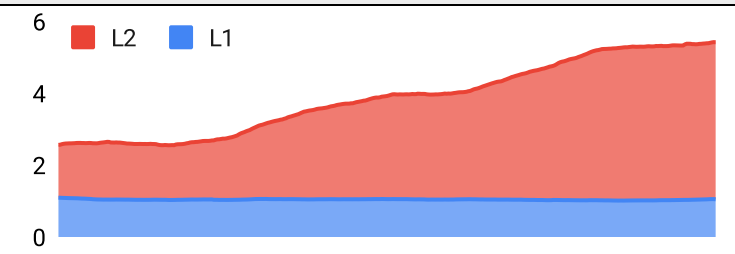
Correlations

| Intra-Crypto Correlations, LTM | | | | | | | Rolling 3M Correlations, LTM | | | | |
|--------------------------------|------|------|------|------|------|-----|--|--|--|--|--|
| | BTC | ETH | BNB | XRP | SOL | ADA |  | | | | |
| BTC | | | | | | | | | | | |
| ETH | 0.84 | | | | | | | | | | |
| BNB | 0.67 | 0.69 | | | | | | | | | |
| XRP | 0.40 | 0.48 | 0.39 | | | | | | | | |
| SOL | 0.63 | 0.64 | 0.55 | 0.40 | | | | | | | |
| ADA | 0.65 | 0.69 | 0.65 | 0.64 | 0.64 | | | | | | |

Stablecoins

| Stablecoin Market Size and Volume, \$m | | | | | Stablecoin Dominance (LHS) & Market Cap \$b (RHS), LTM | |
|--|-------|--------|-------------|------------|--|---|
| Ticker | Price | 1d Vol | 20d Avg Vol | Market Cap | | |
| USDT | 1.00 | 48,740 | 43,860 | 90,607 |  | |
| USDC | 1.00 | 6,260 | 5,196 | 24,095 | | |
| DAI | 1.00 | 284 | 322 | 5,347 | | |
| TUSD | 1.00 | 175 | 217 | 2,606 | | |
| BUSD | 1.00 | 202 | 366 | 1,462 | | |
| USDD | 0.99 | 46 | 45 | 718 | | |
| | | | | | | — Mkt Cap (RHS: \$b) ■ Others ■ USDC ■ USDT |

Ethereum Mainnet & Layer 2s

| Mainnet & Layer 2 Transactions (m/day) and L2 TVL (\$m) | | | | | Transactions (m/day), Rolling 90-Day Average, LTM | |
|---|-----|---------|-------|-----------------------|--|--|
| Network | 1d | 30d Avg | TVL | Tech Type | | |
| Ethereum | 1.1 | 1.1 | - | Mainnet |  | |
| zkSync Era | 0.8 | 0.8 | 515 | ZKR | | |
| Arbitrum One | 0.8 | 0.7 | 8,080 | ORU | | |
| Linea | 0.7 | 0.5 | 165 | ZKR | | |
| dYdX v3 | 0.4 | 0.4 | 350 | App-specific ZKR | | |
| Starknet | 0.2 | 0.4 | 134 | ZKR | | |
| OP Mainnet | 0.3 | 0.3 | 4,420 | ORU | | |
| Base | 0.3 | 0.2 | 654 | ORU | | |
| Immutable X | 0.2 | 0.2 | 259 | App-specific Validium | | |
| Mantle | 0.2 | 0.2 | 234 | Optimium | | |

| Layer 2 Token Performance & Market Cap (\$m) | | | | | |
|--|-------|-------|-------|-------|-------|
| | MATIC | IMX | OP | MNT | ARB |
| 30d Return | -2% | 81% | 17% | 25% | 1% |
| Market Cap | 7,960 | 2,620 | 1,980 | 1,790 | 1,470 |

NFTs and DAOs

| NFT Collection Stats (in ETH) | | | | | | DAO Treasury Amount (\$m) and Composition | | | | | |
|-------------------------------|-------|----------|---------|---------|------------|---|----------|---------|---------|------------|-------|
| Collection | Floor | Listings | 3M Ret. | 3M Vol | Market Cap | DAO | Treasury | Stables | BTC/ETH | Own Tokens | Other |
| CryptoPunks | 55.0 | 969 | 18% | 33,589 | 549,900 | Arbitrum | 3,978 | 0% | 0% | 100% | 0% |
| Bored Ape | 28.1 | 383 | 23% | 176,319 | 281,000 | Uniswap | 2,491 | 0% | 0% | 100% | 0% |
| Autoglyphs | 255.0 | 3 | 28% | 265 | 130,560 | Mantle | 2,408 | 8% | 15% | 70% | 7% |
| Mutant Ape | 5.4 | 861 | 17% | 74,924 | 105,784 | Optimism | 1,878 | 0% | 0% | 100% | 0% |
| Squiggle | 9.4 | 217 | -6% | 2,797 | 94,343 | Cardano | 833 | 0% | 0% | 100% | 0% |
| Pudgy Penguins | 10.5 | 570 | 166% | 51,054 | 93,341 | Ethereum | 684 | 0% | 100% | 0% | 0% |
| Fidenza | 66.7 | 50 | 8% | 1,397 | 66,593 | ENS | 614 | 3% | 1% | 96% | 0% |
| Azuki | 6.5 | 638 | 77% | 30,534 | 65,300 | Golem | 378 | 0% | 96% | 4% | 0% |
| The Captainz | 4.7 | 138 | 41% | 20,323 | 47,355 | Gnosis | 352 | 9% | 27% | 46% | 17% |
| The Sandbox | 0.3 | 453 | 15% | 566 | 47,071 | Lido | 332 | 1% | 25% | 73% | 0% |

Crypto News

[Polygon to Offer Data Solution Celestia as Option for New Layer-2 Developers - CoinDesk](#)

[StarkWare Distributing \\$3.5M Fees to Developers in 'Devonomics' Program - CoinDesk](#)

[KuCoin to Pay \\$22M, Exit New York to Settle State Suit - CoinDesk](#)

[Nym co-founder and Chelsea Manning discuss decentralization and privacy - Cointelegraph](#)

[OKX DEX suffers \\$2.7M exploit after proxy admin contract upgrade - Cointelegraph](#)

[SEC wants Binance guilt admission added to own case - Cointelegraph](#)

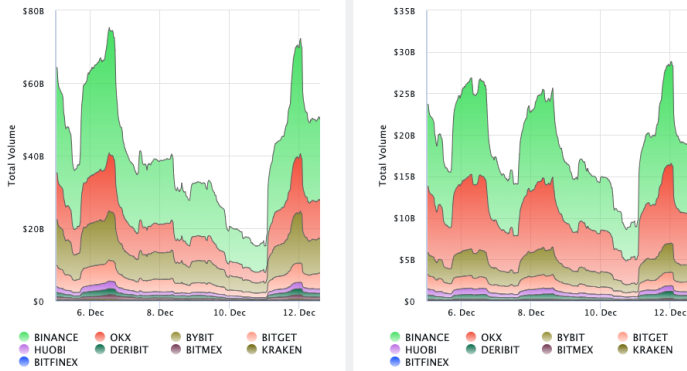
[Line messenger's NFT arm raises \\$140M for Web3 services - Cointelegraph](#)

[El Salvador expects to sell out Bitcoin 'Freedom Visa' by end of year - Cointelegraph](#)

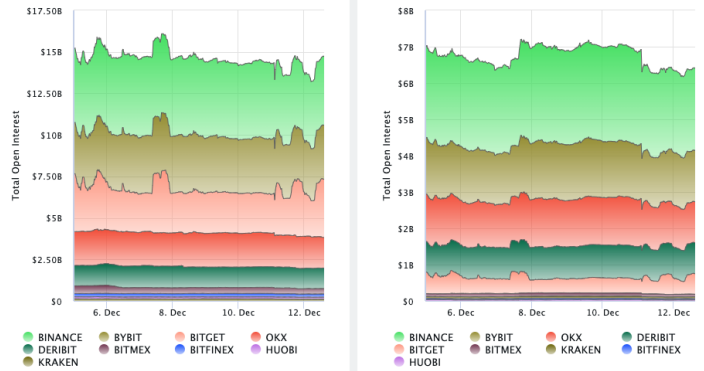
[SEC serves suit to evasive Richard Heart in Finland, but not in person - Cointelegraph](#)

Crypto Futures

Futures Volume (BTC LHS ; ETH RHS), 1d



Futures Open Interest (BTC LHS ; ETH RHS)



Volume Weighted Funding Rate (BTC LHS ; ETH RHS), 1d

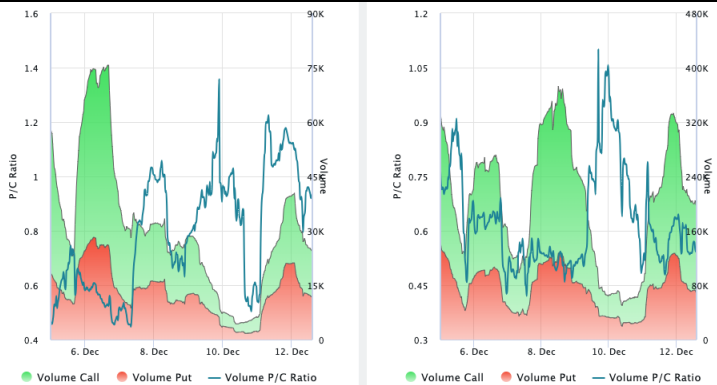


Liquidations (BTC LHS ; ETH RHS), 1d

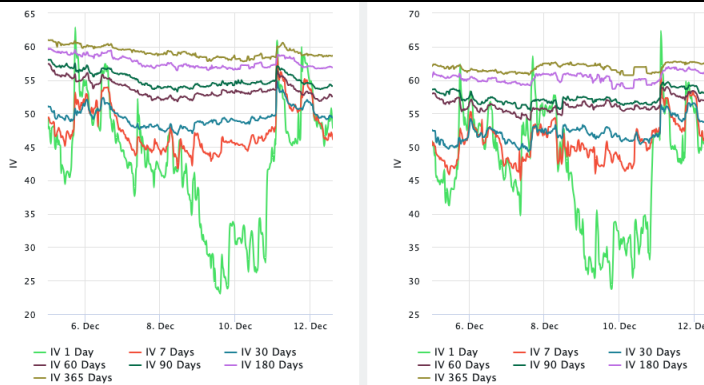


Crypto Options

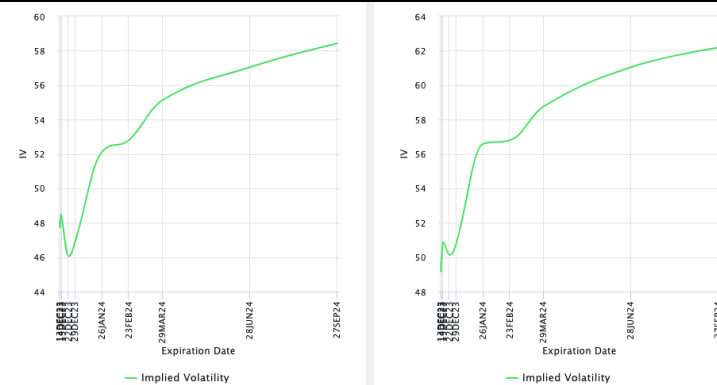
Options Volume & Put/Call Ratio (BTC LHS ; ETH RHS), 1d



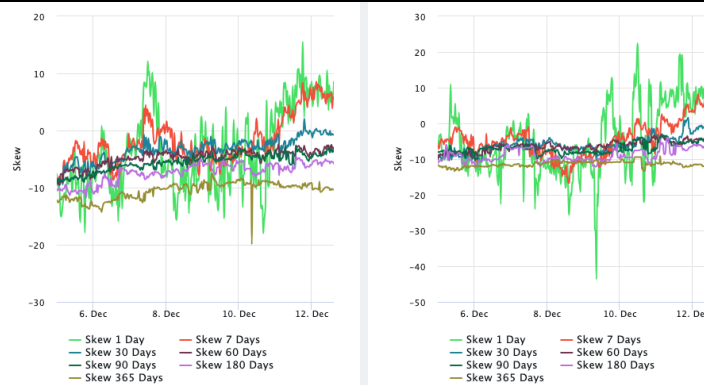
ATM Implied Volatility (BTC LHS ; ETH RHS)



ATM Implied Vol Term Structure (BTC LHS ; ETH RHS)



25 Delta Skew (BTC LHS ; ETH RHS)





December 13, 2023

About GSR

GSR has over a decade of extensive experience in the crypto market, serving as a trusted liquidity provider and active, multi-stage investor. Our suite of services includes OTC Trading, Derivatives, and Market Making. GSR is actively involved in every major sector of the digital asset ecosystem, working with token issuers, institutional investors, miners, and leading trading venues.

For more information or if we can help with anything, please see gsr.io or contact us at gsr@gsr.io.

Follow GSR for more content: [Twitter](#) [Telegram](#) [LinkedIn](#)

Authors

Matt Kunke, Research Analyst [Twitter](#) [Telegram](#) [LinkedIn](#)
Brian Rudick, Senior Strategist [Twitter](#) [Telegram](#) [LinkedIn](#)

Required Disclosures

This material is provided by GSR (the "Firm") solely for informational purposes, is intended only for sophisticated, institutional investors and does not constitute an offer or commitment, a solicitation of an offer or commitment, or any advice or recommendation, to enter into or conclude any transaction (whether on the terms shown or otherwise), or to provide investment services in any state or country where such an offer or solicitation or provision would be illegal. The Firm is not and does not act as an advisor or fiduciary in providing this material. GSR is not authorised or regulated in the UK by the Financial Conduct Authority. The protections provided by the UK regulatory system will not be available to you. Specifically, information provided herein is intended for institutional persons only and is not suitable for retail persons in the United Kingdom, and no solicitation or recommendation is being made to you in regards to any products or services.

This material is not a research report, and not subject to any of the independence and disclosure standards applicable to research reports prepared pursuant to FINRA or CFTC research rules. This material is not independent of the Firm's proprietary interests, which may conflict with the interests of any counterparty of the Firm. The Firm trades instruments discussed in this material for its own account, may trade contrary to the views expressed in this material, and may have positions in other related instruments.

Information contained herein is based on sources considered to be reliable, but is not guaranteed to be accurate or complete. Any opinions or estimates expressed herein reflect a judgment made by the author(s) as of the date of publication, and are subject to change without notice. Trading and investing in digital assets involves significant risks including price volatility and illiquidity and may not be suitable for all investors. The Firm is not liable whatsoever for any direct or consequential loss arising from the use of this material. Copyright of this material belongs to GSR. Neither this material nor any copy thereof may be taken, reproduced or redistributed, directly or indirectly, without prior written permission of GSR

Notes & Sources

All options data is based on Deribit and derivatives graphics are from Laevidas. Market returns are based on price returns for the following ETFs: VOO, QQQ, EWU, EWG, EWJ, and EWH. Onchain volumes are not considered and thus certain token volumes may be understated (e.g., stETH).

| | | | | |
|------------|----------------|-----------------|---------------|----------------|
| CoinGecko | Santiment | DefiLlama | CoinMarketCap | Laevidas |
| L2Beat | Google Finance | TradingView | Deribit | WorldCoinIndex |
| Cryptorank | Investing.com | NFT Price Floor | CryptoSlate | |