











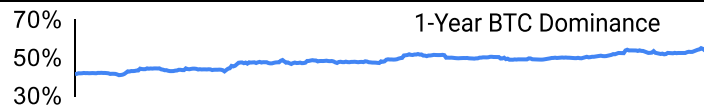
Crypto Leaderboard

Rank	Name	Ticker	Price	24h	7d	30d	24h Vol \$m	MC \$m	1-Year Chart
1	Bitcoin	BTC	\$42,534	3%	-2%	20%	25,983	832,302	
2	Ethereum	ETH	\$2,281	4%	-3%	15%	21,091	274,266	
3	Tether	USDT	\$1.00	0%	0%	0%	47,350	90,386	
4	BNB	BNB	\$250	0%	8%	3%	1,038	38,520	
5	XRP Ledger	XRP	\$0.62	2%	-3%	-1%	1,407	33,528	
6	Solana	SOL	\$71.6	7%	6%	26%	2,514	30,620	
7	USD Coin	USDC	\$1.00	0%	0%	0%	13,334	24,351	
8	Cardano	ADA	\$0.63	3%	39%	77%	1,806	22,189	
9	Lido stETH	STETH	\$2,282	4%	-3%	15%	41	21,022	
10	Avalanche	AVAX	\$38.3	0%	46%	125%	1,970	14,153	

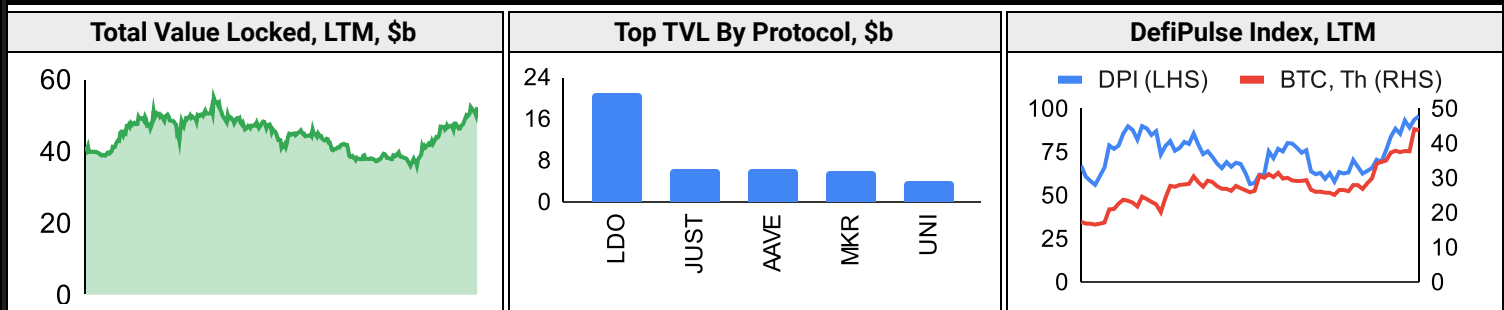
Top & Bottom Performers - Top 100 Tokens

24h		7 Days		30 Days		90 Days		365 Days	
BONK	47%	KUJI	74%	BONK	547%	BONK	6999%	KAS	1988%
WOO	35%	INJ	73%	HNT	217%	KUJI	751%	INJ	1863%
HNT	31%	BTT	66%	BTT	166%	TAO	562%	KUJI	872%
ORDI	26%	OSMO	57%	TAO	164%	WEMIX	558%	RNDR	846%
APT	-2%	KAVA	-7%	XDC	-4%	USDT	0%	FLOW	-15%
BTT	-2%	MNT	-8%	TON	-4%	LEO	0%	EOS	-20%
KCS	-3%	RUNE	-8%	BGB	-7%	USDD	-1%	CHZ	-37%
BEAM	-5%	LUNC	-12%	LEO	-10%	XDC	-10%	APE	-55%

Category Performance

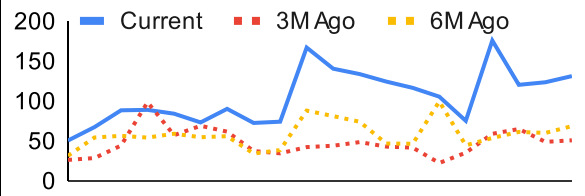
Category	7d	30d	90d	180d	365d	Ecosystem	7d	30d	90d	180d	365d
IoT/Data/Comp.	12%	54%	114%	124%	76%	Cosmos	16%	45%	125%	146%	299%
Gaming/Entertai	6%	33%	113%	131%	42%	BSC	6%	25%	84%	69%	141%
Smart Contract	8%	28%	89%	79%	63%	Solana	5%	24%	101%	108%	153%
Scaling	1%	25%	68%	40%	35%	Avalanche	2%	20%	69%	78%	57%
CEXs	9%	24%	96%	84%	68%	Polkadot	2%	18%	61%	52%	28%
Meme	1%	23%	63%	38%	66%	Polygon	5%	16%	73%	61%	93%
DEX	5%	19%	100%	117%	78%	Ethereum	-4%	10%	57%	62%	59%
Other DeFi	5%	19%	81%	82%	222%	Tron	3%	8%	36%	48%	55%
Currency	5%	15%	38%	59%	54%						
Lending	-2%	13%	69%	96%	65%						
Privacy	0%	7%	31%	23%	-21%						

DeFi

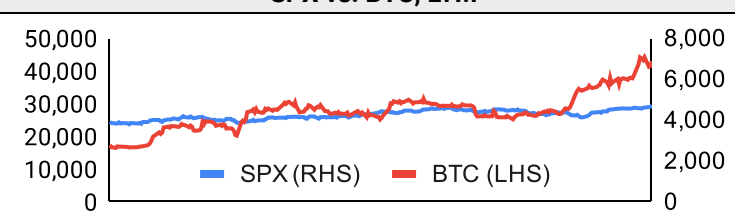


Trading Volume

Aggregate Volumes by Product, \$b					Top Derivatives Exchanges, \$m and bps					Top Spot Exchanges, \$m		
Product	1d	7d	30d	O/I	Exchange	1d Vol	O/I	Mkr	Tkr	Exchange	Score	1d Vol
Spot	41	276	966	n/a	Binance	62,260	11,720	2.0	4.0	Binance	9.9	15,857
Perpetuals	373	1,970	6,360	221	Bybit	21,692	7,445	2.0	5.5	Coinbase	8.7	2,904
Futures	1	3	14	1	OKX	28,372	4,388	2.0	5.0	Kraken	8.3	1,360
Options	2	10	48	n/a	KuCoin	2,199	1,686	2.0	6.0	OKX	7.7	3,369

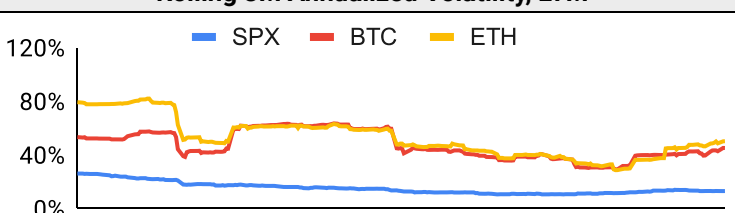
Daily Spot Volume, Top 100 Tokens Last 20d, \$b				Top Volume, 1d, \$m		Top Volume, %20d Avg		Low Volume, %20d Avg	
				USDT	55,317	WOO	543%	MNT	18%
				BTC	29,495	WEMIX	410%	BUSD	27%
				ETH	13,813	HNT	388%	LUNC	37%
				USDC	7,067	LEO	285%	XEC	42%
				FDUSD	3,551	INJ	254%	MINA	50%

Traditional Finance

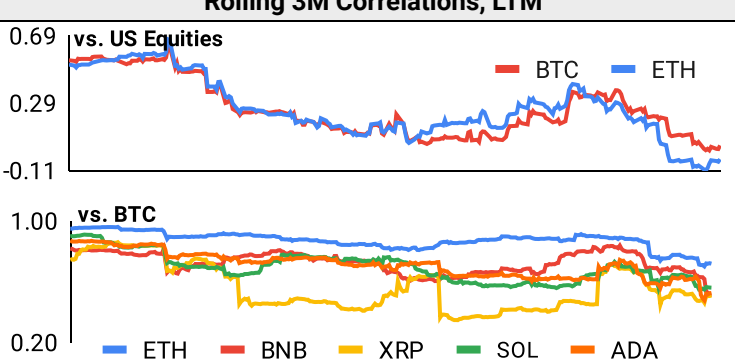
Global Equity Markets							SPX vs. BTC, LTM				
	US	USGrwth	UK	Germany	Japan	HK					
1D	1%	1%	1%	1%	2%	1%					
7D	3%	5%	2%	3%	2%	1%					
90D	5%	7%	1%	8%	1%	-6%					
365D	19%	41%	7%	18%	15%	-21%					

10-Year Treasury Yields							Commodities & FX					
	US	Brazil	UK	Germany	Japan	HK		WTI	Gas	Gold	USD/EUR	USD/JPY
Last	3.95%	10.71%	3.78%	2.12%	0.67%	3.38%	Last	71.9	2.38	2,062	0.91	141.7
1d Chg	-0.09	-0.18	-0.05	-0.04	0.00	-0.06	1d % Chg	3.6%	2.1%	3.2%	-1.0%	-0.8%

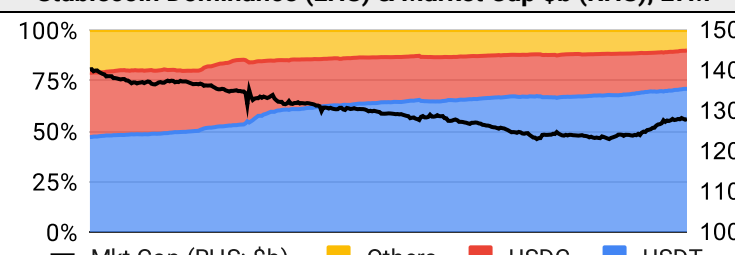
Volatility

Annualized Volatility							Rolling 3M Annualized Volatility, LTM				
	BTC	ETH	BNB	XRP	SOL	ADA					
30D	53%	52%	54%	50%	114%	104%					
90D	43%	47%	38%	49%	104%	71%					
180D	39%	42%	36%	116%	91%	70%					
365D	44%	47%	44%	94%	97%	67%					

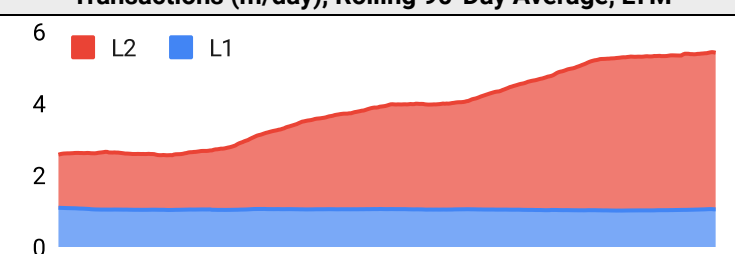
Correlations

Intra-Crypto Correlations, LTM							Rolling 3M Correlations, LTM				
	BTC	ETH	BNB	XRP	SOL	ADA					
BTC											
ETH	0.84										
BNB	0.67	0.68									
XRP	0.40	0.48	0.39								
SOL	0.63	0.64	0.55	0.40							
ADA	0.65	0.68	0.63	0.63	0.63						

Stablecoins

Stablecoin Market Size and Volume, \$m					Stablecoin Dominance (LHS) & Market Cap \$b (RHS), LTM	
Ticker	Price	1d Vol	20d Avg Vol	Market Cap		
USDT	1.00	55,317	44,787	90,667		
USDC	1.00	7,067	5,314	24,394		
DAI	1.00	295	325	5,345		
TUSD	1.00	227	215	2,601		
BUSD	1.00	94	351	1,262		
USDD	0.99	43	45	718		

Ethereum Mainnet & Layer 2s

Mainnet & Layer 2 Transactions (m/day) and L2 TVL (\$m)					Transactions (m/day), Rolling 90-Day Average, LTM	
Network	1d	30d Avg	TVL	Tech Type		
Ethereum	1.1	1.1	-	Mainnet		
zkSync Era	0.8	0.8	547	ZKR		
Arbitrum One	0.7	0.7	8,470	ORU		
Linea	0.6	0.5	176	ZKR		
dYdX v3	0.4	0.4	348	App-specific ZKR		
Starknet	0.1	0.4	142	ZKR		
OP Mainnet	0.3	0.3	4,660	ORU		
Base	0.2	0.2	686	ORU		
Immutable X	0.2	0.2	276	App-specific Validium		
Mantle	0.2	0.2	250	Optimium		

Layer 2 Token Performance & Market Cap (\$m)					
	MATIC	IMX	OP	MNT	ARB
30d Return	-3%	93%	25%	31%	6%
Market Cap	8,230	2,940	2,060	1,860	1,500

NFTs and DAOs

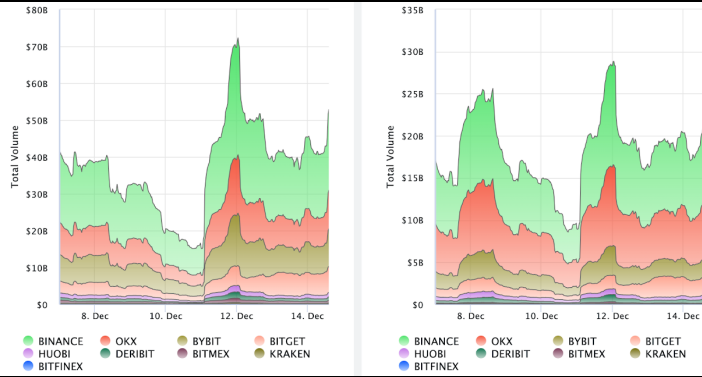
NFT Collection Stats (in ETH)						DAO Treasury Amount (\$m) and Composition					
Collection	Floor	Listings	3M Ret.	3M Vol	Market Cap	DAO	Treasury	Stables	BTC/ETH	Own Tokens	Other
CryptoPunks	54.0	966	15%	33,732	539,900	Arbitrum	4,190	0%	0%	100%	0%
Bored Ape	27.8	386	18%	175,869	277,980	Uniswap	2,627	0%	0%	100%	0%
Mutant Ape	5.4	888	15%	75,550	104,789	Mantle	2,358	6%	12%	75%	7%
Pudgy Penguins	11.1	565	186%	52,071	98,746	Optimism	1,982	0%	0%	100%	0%
Squiggle	9.5	222	-1%	2,834	94,443	Cardano	932	0%	0%	100%	0%
Autoglyphs	175.0	4	-12%	265	89,600	Ethereum	725	0%	100%	0%	0%
Fidenza	66.7	49	8%	1,397	66,593	ENS	653	3%	1%	96%	0%
Azuki	6.4	625	74%	30,499	64,488	Golem	400	0%	96%	4%	0%
The Captainz	4.8	131	53%	20,286	47,495	Gnosis	368	9%	27%	46%	17%
The Sandbox	0.3	449	7%	560	47,071	Lido	355	1%	25%	74%	0%

Crypto News

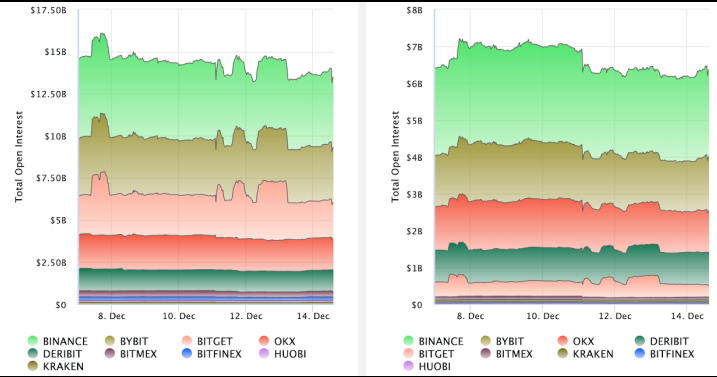
- [Cronos, Partner of Crypto.com, to Start Layer 2 Network With Matter Labs - CoinDesk](#)
- [Meme Coin BONK Spikes 40% on Coinbase Listing - CoinDesk](#)
- [CFTC Pushes FTX-Inspired Rule to Protect Customers' Money - CoinDesk](#)
- [U.S. CFTC Approves Bitcoin Futures Platform Bitnomial's Derivatives Clearing Application - CoinDesk](#)
- [Google slashes price of Gemini AI model, opens up to developers - Cointelegraph](#)
- [TMX buys 78% of ETF tool VettaFi for \\$848M, boosting stake to 100% - Cointelegraph](#)
- [Philippines SEC begins Binance ban countdown - Cointelegraph](#)
- [Gemini creditors revolt over 'brutal' Bitcoin slashing reorg plan - Cointelegraph](#)
- [Yearn.finance pleads arb traders to return funds after \\$1.4M multisig mishap - Cointelegraph](#)

Crypto Futures

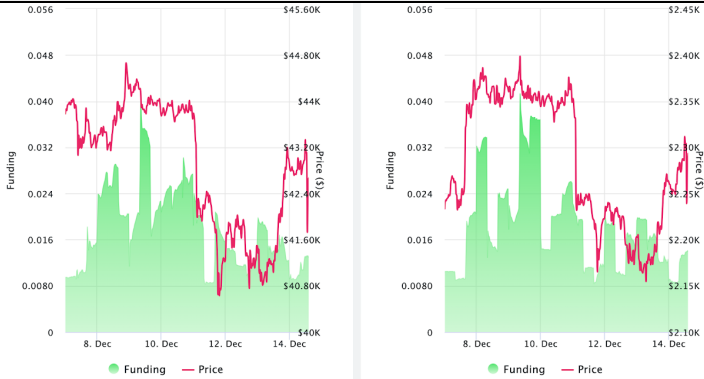
Futures Volume (BTC LHS ; ETH RHS), 1d



Futures Open Interest (BTC LHS ; ETH RHS)



Volume Weighted Funding Rate (BTC LHS ; ETH RHS), 1d

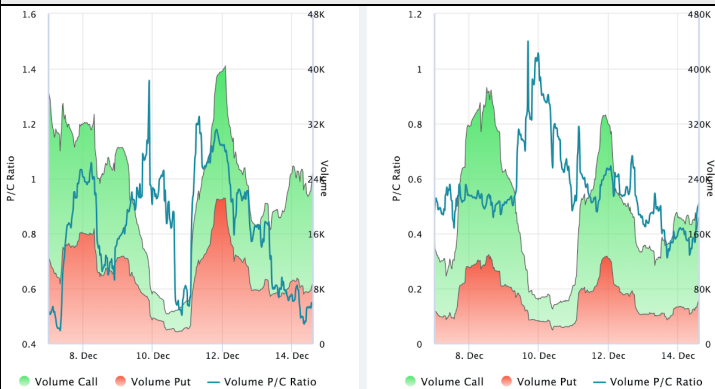


Liquidations (BTC LHS ; ETH RHS), 1d

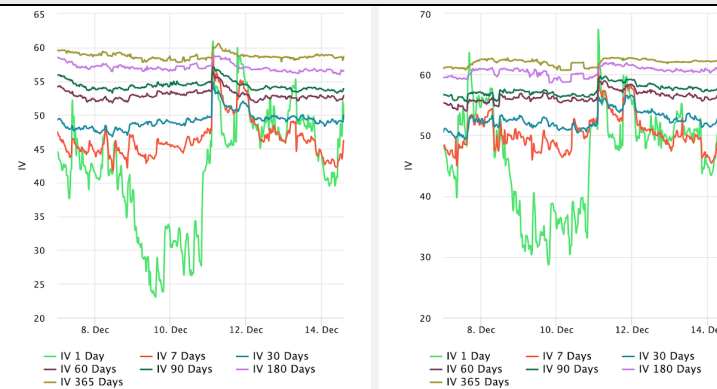


Crypto Options

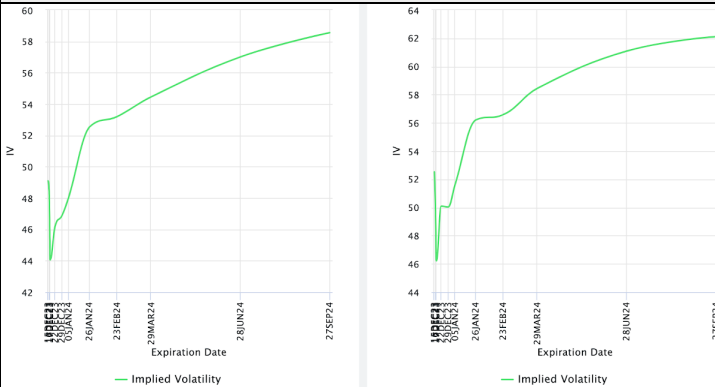
Options Volume & Put/Call Ratio (BTC LHS ; ETH RHS), 1d



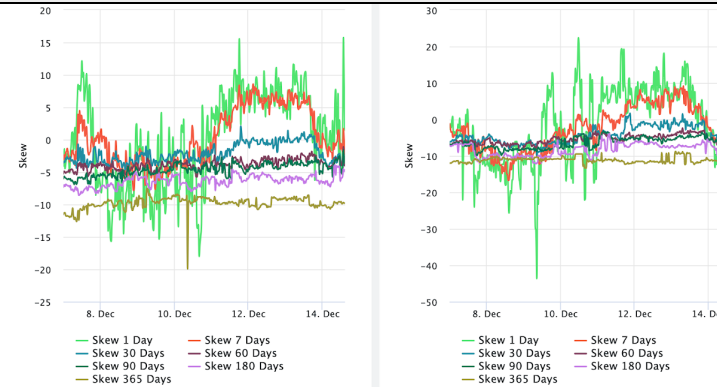
ATM Implied Volatility (BTC LHS ; ETH RHS)



ATM Implied Vol Term Structure (BTC LHS ; ETH RHS)



25 Delta Skew (BTC LHS ; ETH RHS)





December 14, 2023

About GSR

GSR has over a decade of extensive experience in the crypto market, serving as a trusted liquidity provider and active, multi-stage investor. Our suite of services includes OTC Trading, Derivatives, and Market Making. GSR is actively involved in every major sector of the digital asset ecosystem, working with token issuers, institutional investors, miners, and leading trading venues.

For more information or if we can help with anything, please see gsr.io or contact us at gsr@gsr.io.

Follow GSR for more content: [Twitter](#) [Telegram](#) [LinkedIn](#)

Authors

Matt Kunke, Research Analyst [Twitter](#) [Telegram](#) [LinkedIn](#)
Brian Rudick, Senior Strategist [Twitter](#) [Telegram](#) [LinkedIn](#)

Required Disclosures

This material is provided by GSR (the "Firm") solely for informational purposes, is intended only for sophisticated, institutional investors and does not constitute an offer or commitment, a solicitation of an offer or commitment, or any advice or recommendation, to enter into or conclude any transaction (whether on the terms shown or otherwise), or to provide investment services in any state or country where such an offer or solicitation or provision would be illegal. The Firm is not and does not act as an advisor or fiduciary in providing this material. GSR is not authorised or regulated in the UK by the Financial Conduct Authority. The protections provided by the UK regulatory system will not be available to you. Specifically, information provided herein is intended for institutional persons only and is not suitable for retail persons in the United Kingdom, and no solicitation or recommendation is being made to you in regards to any products or services.

This material is not a research report, and not subject to any of the independence and disclosure standards applicable to research reports prepared pursuant to FINRA or CFTC research rules. This material is not independent of the Firm's proprietary interests, which may conflict with the interests of any counterparty of the Firm. The Firm trades instruments discussed in this material for its own account, may trade contrary to the views expressed in this material, and may have positions in other related instruments.

Information contained herein is based on sources considered to be reliable, but is not guaranteed to be accurate or complete. Any opinions or estimates expressed herein reflect a judgment made by the author(s) as of the date of publication, and are subject to change without notice. Trading and investing in digital assets involves significant risks including price volatility and illiquidity and may not be suitable for all investors. The Firm is not liable whatsoever for any direct or consequential loss arising from the use of this material. Copyright of this material belongs to GSR. Neither this material nor any copy thereof may be taken, reproduced or redistributed, directly or indirectly, without prior written permission of GSR

Notes & Sources

All options data is based on Deribit and derivatives graphics are from Laevidas. Market returns are based on price returns for the following ETFs: VOO, QQQ, EWU, EWG, EWJ, and EWH. Onchain volumes are not considered and thus certain token volumes may be understated (e.g., stETH).

CoinGecko	Santiment	DefiLlama	CoinMarketCap	Laevidas
L2Beat	Google Finance	TradingView	Deribit	WorldCoinIndex
Cryptorank	Investing.com	NFT Price Floor	CryptoSlate	